

Featuring **Jeff Driggs, Naomi Fleetwood-Pyle, Tandy Barrett, Scotty Bilz, Josh King, Gary Larsen and Matt Sexton**

plus special appearances by Bill Nichols, the Bailey Mountain Cloggers and more!

Musical Guests: County Farm, Andrew Williams & Lacey Madson



2004
Fontana Clogging Jamboree

Welcome!

Thank you so much for attending the second annual Fontana Clogging Jamboree.

This workshop has – literally – been years in the making. Fontana has hosted clogging workshops for decades. For some of the staff of this jamboree, Fontana was our first workshop experience. In the mid 1990's, the workshops stopped. After more than ten years of talking and yearning for a comeback, we finally got together with the folks at Fontana and this weekend is the result.

There is just something magical about this place. Maybe it's dancing on the amazing wooden floor in the Rec. Hall... maybe it's the beautiful Smokey Mountain backdrop... maybe it's the sense of history here that Bill Nichols began and others cultivated to spawn the modern clogging workshop movement... or maybe it's something within us once we've come here that makes us treasure the time spent, the friendships won and the memories made.

Nothing fancy here, just good old-fashioned clogging in a place that has seen several generations dance their way into history. For some of you, this may be the first time you've done an old-time square or danced to a live band. The mix of old and new is something we hope you will honor and celebrate!

We hope you enjoy this weekend and the magic of Fontana. Please let us know what we can do to make things more enjoyable for you and help us to keep clogging workshops going at Fontana for many years to come.

Jeff and Naomi

Jeff Driggs and Naomi Fleetwood-Pyle
Jamboree Coordinators

2004
Fontana Clogging Jamboree Schedule

Friday

6:30 - 7:30 pm **Registration**
Vendors Open

7:30 - 10:30 pm **Trail-In Fun Dance**
Enjoy easy teaches, fun routines, old-time squares and more featuring the clogging staff
Jeff Driggs - The Armadillo Song / EZ Country
Noami Fleetwood-Pyle – License to Chill / EZ Int. Country
Scotty Bilz - Let's Get it Started / EZ Int. Pop
Matt Sexton - I Wanna Do It All / EZ Country

Saturday

8:30 - 9:00 am Registration
Vendors open

Time	Dam Room	Carolina Room
9:00 am – 10:00 am	Jeff Driggs **Jolly Beggerman** Int. Clog Line / Irish-Bluegrass	**Space in the Carolina Room is limited to 50 people... so plan ahead to attend these specialty sessions**
10:00 am – 11:00 am	Noami Fleetwood-Pyle **Good Little Girls** Level/Music Type	Gary Larsen **8eme Cote** Advanced French Canadian Dance
11:00 am – Noon	Scotty Bilz / Tandy Barrett **Angels Country** Int./Pop	Josh King **Perfect Situation** Int./Pop
Noon – 1:30 pm Lunch Break	**Front Porch Forum on the Porch at the Activity Center** **Begins at 12:30 pm** Featuring Bill Nichols, Tandy Barrett, Bobby and Dewey Paul and the Fontana Staff	
1:30 pm – 2:30 pm	Josh King **Blame it on the Boogie** Easy Int./Pop	Gary Larsen **Larger Than Life** Level/Music Type
2:30 pm – 3:30 pm	Matt Sexton **Rough and Ready** Int./Country	Jeff Driggs **Appalachian Style Square Dancing** Beginner – Intermediate Level Figures
3:30 pm – 4:30 pm	Scotty Bilz **Get Ready** Int. +/Pop	Gary Larsen **8eme Cote – 2nd offering (if first class full)** Advanced French Canadian Dance

4:30 - 7:00 pm **Supper Break**

7:00 - 7:30 pm **Bluegrass Concert** featuring
"**County Farm**" from NC
Andrew Williams and Laci Madson, Utah
Tandy Barrett, GA
Jesse Draughon, FL and more!

County Farm
Bluegrass an' Such

7:30 - 10:00 pm **Fun Dance**
Exhibitions and recognition of staff at 8:00 p.m.
Enjoy easy teaches, reviews, fun routines, old-time squares, live music and more featuring the clogging staff and guests. There will be some special surprises for those who remember the "good ole days" of Fontana!

10:00 - 11:00 pm **After Party! (our place or yours!)**
Hang around the main hall for a kick-back good time. Do a skit, or tell a story, or join in a live music jam (bring your own instruments and join in the jam!) You can also head back to the cabin with your friends in tow and host your own afterparty!



The Double Toe Times

The world's only monthly magazine of clogging

Each issue contains:

Upcoming Event Listings
Workshop News
Competition Results
Choreography
Instructional Articles
Clogging Features
Dance Merchandise Info
Your letters, faxes & Emails
Instructors Directory with over 700 teachers in the U.S., Canada and 11 foreign countries!
and much, much more!

www.doubletoe.com

Yes! I would like to subscribe during this special offer!

Name_____

Address_____

City_____ ST/PROV_____ Zip_____

Telephone_____ email_____

One Year Subscription *(12 issues)*

☐ USA $26.00 ☐ Canada $32.00 ☐ Foriegn $50.00

Payment *Make checks payable to* ***Double Toe Times***

☐ Check or US Funds Postal Money Order ☐ Bill me

Return with payment to: Double Toe Times
P. O. Box 1352, St. Albans, WV USA 25177-1352

Visit us on the web at

www.doubletoe.com

new website now up and running!

16th Annual

OKTOBER(CLOG)FEST



Instructors: **Jeff Driggs, WV Scott Dobson, IN Naomi Fleetwood-Pyle, IN Dieter Brown, NC and Matt Sexton, TN**

October 16, 2004

Donner Center, Columbus, IN

Schedule:
Workshops 9:00 am - 5:00 pm
Dance 7:30 -9:30
Exhibitions Welcome!

Fees:
Dancers: pre-reg $20, at door $25
Spectator $5, Video Cameras $10

Host Hotel: Holiday Inn
(812) 372-1541 Group Code CDW
Ramada Inn (812) 376-3051
Knight Inn (812) 378-3100
Sleep Inn (812) 372-7200
Courtyard Marriott (812) 342-8888
Days Inn (800) 432-9755
Super 8 (812) 372-8828

Note: Make hotel reservations early! We are very close to Brown Country, IN and during fall foilage season in October hotels fill up quickly!

For more information, call or write:

Naomi Fleetwood-Pyle
10720 E. Legal Tender Rd.
Columbus, IN 47203
(812) 579-6979
Naomi_P@sbcglobal.net

Directions:
I-65 to Columbus/Nashville exit. Take Indiana 46 East to Washington Street, turn left on Washington to 22nd Street; turn right on 22nd Street, go approximately five blocks and Donner Center is on the right.
For more information, or to pre-register:

Name_____
Address_____
_____
_____
Dancers____ **Spect.**____ **Video**____
Total $_____

8eme Cote – by La Volee de Castors "VDC" Advanced French Canadian

Choreography by Gary Larsen / garyjlarsen@yahoo.com

Wait 16 counts

1	&	2	&	3	4	&	5	&	6	7	&	8	&
Step	**Brush**	**Hop**	**Brush**	**Step**	**Step**	**Heel**	**Step**	**Brush**	**Step**	**Step**	**Shuffle**		**Step**
Left	Right	Left	Right	Right	Left	Right	Left	Right	Right	Left	Right		Right

Repeat

1	&	a	2	&	3	&	4	&	5	&	6	&	7	&	8
Step	**Shuffle**		**Hop**	**Tap - Tap - Brush**			**Step**	**Tap - Tap - Brush**			**Step**	**Fa-lap**		**Fa-lap**	
Left	Right		Left	---------Right----------				----------Left----------				Right		Left	

&	1	&	2	&	3	&	4	&	5	&	6	&	7	&	8
Heel-Step		**Dot-Step**		**Heel-Step**		**Dot-Step**		**Shuffle**		**Hop**	**Step**	**Shuffle**		**Hop**	**Heel**
--Right--		--Left--		--Right--		--Left--		Right		Left	Right	Left		Right	Left

---

1	&	a	2	&	3	&	4	&	5	&	6
Hop	**Shuffle**		**Hop**	**Heel**	**Step**	**Brush**	**Step**	**Heel**	**Step**	**Brush**	**Step**
Left	Right		Left	Right	Left	Right	Right	Left	Right	Left	Left

&	7	&	8	&	1	&	2	&	3	&	4
Heel	**Step**	**Ball**	**Step**	**Heel**	**Step**	**Brush**	**Step**	**Heel**	**Step**	**Ball**	**Step**
Right	Left	Right	Left	Right	Left	Right	Right	Left	Right	Left	Right

&	5	&	6	&	7	&	8
Heel	**Step**	**Brush**	**Step**	**Shuffle**		**Step**	**Step**
Left	Right	Left	Left	Right		Right	Left

1	&	a	2	&	3	&	4	&	5	&	6	&	7	&	8
Hop	**Shuffle**		**Hop**	**Shuffle**		**Hop**	**Step**	**Step**	**Step**	**Shuffle**		**Hop**	**Step**	**Step**	**Step**
Left	Right		Left	Right		Left	Right	Left	Right	Left		Right	Left	Right	Left

&	1	&	2	&	3	&	4	&	5	&	6	&	7	&	8
Shuffle		**Hop**	**Step**	**St**	**St**	**St**	**St**	**St**	**St**	**St**	**St**	**St**	**St**	**St**	**St**
Right		Left	Right	Lt	Rt	Lt	Rt	Lt	Rt	Lt	Rt	Lt	Rt	Lt	Rt

Moving to the left---------->

1	&	2	&	3	&	4	&	5	&	6	&	7	&	8	&	1
Step		**Fa-Lap**		**Shuffle**		**Step**	**Fa-Lap**		**Fa-Lap**		**Shuffle**		**Step**		**Fa-Lap**	**Fa-Lap**
Left		Right		--Left--		Lt	Right		Left		Right		Rt		Left	Right

&	2	&	3	&	4	&	5	&	6 &
Scuff	**Hop**	**Brush**	**Step**	**Knock**	**Hop**	**Knock**	**Step**	**Step**	**Heel-Slide**
Left	Right	Left	Lt	Right	Left	Right	Rt	Left	Right Forward

1	&	2	&	3	&	4	&	5	&	6	&	7	8
Hop		**Shuffle**	**Hop**	**Shuffle**		**Hop**	**Dot**	**Step**	**Shuffle**		**Hop**	**Knock**	**Stomp**
Left		Right	Left	Right		Left	--Right--		Left		Right	Left	Left

1	&	2	&	3	&	4	&	5	&	6	&	7
Step	**Shuffle**		**Step**	**Shuffle**		**Step**	**Shuffle**		**Step**	**Brush**	**Step**	**Step**
Right	Left		Left	Right		Rt	Left		Left	Right	Right	Left

Repeat with opposite footwork (adding two steps "&8" L-R afterward)

1	&	2	&	3	4	5	&	6	&	7	8
Step	**Shuffle**		**Hop**	**Touch**	**Hop**	**Step**	**Shuffle**		**Hop**	**Touch**	**Hop**
Right	Left		Right	Left	Right	Left	Right		Left	Right	Left

1	&	2	&	3	&	4	&	5
Step	**Shuffle**		**Hop**	**Step**	**Shuffle**		**Hop**	**Step**
Right	Left		Rt	Left	Right		Left	Right

1	&	2	&	3	&	4	&	5	&	6	&	7	&	8	&
Step	**Shuffle**		**Step**	**Step**	**Shuffle**		**Hop**	**Step**	**Shuffle**		**Step**	**Step**	**Shuffle**		**Hop**
Left	Right		Rt	Left	Right		Left	Rt	Left		Lt	Rt	Left		Rt

1	&	2	&	3	&	4	&	5	&	6	&	7
Step	**Shuffle**		**Hop**	**Run**	**Run**	**Run**	**Shuffle**		**Hop**	**Run**	**Run**	**Run**
Left	Right		Left	Rt	Lt	Rt	Left		Rt	Lt	Rt	Lt

&	8	&	9	&	10	&	11
Shuffle		**Hop**	**Step**	**Shuffle**		**Hop**	**Step**
Right		Left	Right	Left		Right	Left

Repeat again with opposite footwork, then repeat a third time with this same footwork and end it with a Toe-Knock instead of a step on the Left foot.

"Angels Country"



Choreo: Tandy Barrett (GA) & Scotty Bilz (GA) **Int+ Line**
CD: E-Type - "Last Man Standing" **Time 4:00**

Wait 8 beats - After "Dueling Banjos"

Intro:

Clog-over vine DS DS (XIF) DS (XIB) DS (XIB) DS (XIF) DS RS
L

2 Pivots Step (1/2 R) step Step (1/2 R) Step
L L

Double & Kick DS DS RS KICK
L

Repeat Intro opposite direction and footwork

PART A

Moving time Step RS (XIB) Step RS (XIB) Step RS (OTS) **(forward)**
L RL R LR L R
&1 &2 & 3& 4
Step RS (XIB) Step RS (XIB) Step
L RL R LR L
5 &6 & 7& 8

2 flea flickers Dbl Back Step Dbl Back Step **(backing)**
R L

Turning Chain DS RS RS RS (1/2 R) (Clap Hands)
R

Repeat Part A - same footwork

PART B

Rocking Chair DS Kick DS RS (1/2 L)
L

Clap Basics Hop Step RS Hop Step RS
R L RL L R LR
& 1 &2 & 3 &4

Triple DS DS DS RS (1/2 L)
L

Joey DS Ball (XIB) Ball Ball (XIB) Ball Step
R

Repeat Part B same foot

PART C

MJ Kicker DS DS (XIB) RS Step RS Kick RS Kick RS
L R LR L RL R RL R RL
&1 &2 &3 &4 &5 & 6& 7 &8

Triple Kick DS DS DS Kick **(forward)**
R

Step-n-drag DS DS **(backing up)** (3/4 L) Drag Step Drag Step **(forward)**
L R R L L R

Repeat all of Part C 3 more times same foot work

Banjo Break

Cowboy Skuff DS SK Hop Rock Step Dbl and Tch (Hold) Step RS RS RS
L R L R L R L L RL RL RL

Repeat opposite foot

Jessie DS SK Hop Tch-toe (XIF) Step SK H Tch-toe (XIF) Chug
L R L R R L R L L
Tch Step SK Hop Tch-toe (XIF) Step SK H Tch-toe (XIF) Chug
L L R L R R L R L L

2 Basics DS RS DS RS
L RL R LR
Fancy Toes DS DS TB TB TB TB
L R LL RR LL RR

Break 2

Mamma Mias Step (XIF) Step Tch (OTS) **(forward)**
L

Repeat Mama Mia 3 more times

2 Basketball turns Step (L1/2) Step Step (L1/2) Step
L R L R

Stomp Arms Up Raise arms 4 counts

Me and Mamma Step (XIB Step Tch (OTS) **(backing)**
L R

Repeat Me and Mamma 3 more times

Rollin DS RS RS RS (full turn L) DS RS RS RS **(full turn R)**
L R **(rolling arms while moving)**

END

Step Scuff up (hold) Step Scuff up **(hold)**
L R R L
&1 & 2 & 3 &4 &
Step Scuff up Slap Back RS **(arms up)**
L R R RL
5 &6 &7 &8

Sequence: **Wait 8 (after dueling banjo) – Intro – ABC – Intro – ABC - Banjo Break – Break 2 – A – C – End**



1st Annual
Clogging and Xtreme Dance

Competition Cruise

3 night/4 day cruise on the Carnival Fantasy July 21-24, 2005 to Nassau, Bahamas from Port Canaveral (Orlando), Florida

Clogging and Xtreme Dance Competitions in one great trip! There are plenty of ways to have fun on the Carnival Fantasy. The sweeping views, delectable dining, pampering service, and exhilarating nightlife will make you feel like you're dreaming.



Pricing: Inside Cabin - 4A
Double **$468.00 per person** Total Dbl. $936.00
Triple **$443.00 per person** Total Triple $1329.000
Quad **$430.00 per person** Total Quad $1720.00

Pricing: Outside Cabin - 6A
Double **$508.00 per person** Total Dbl. $1016.00
Triple **$472.00 per person** Total Triple $1416.00
Quad **$453.00 per person** Total Quad $1812.00

Pricing: Suite #11
Double $788.00 per person Total Dbl. $1576.00
Triple $658.00 per person Total Triple $1974.00
Quad $593.00 per person Total Quad $2372.00

Pricing: Suite #12
Double $888.00 per person Total Dbl. $1776.00
Triple $725.00 per person Total Triple $2175.00
Quad $643.00 per person Total Quad $2572.00

Upgrades and Single Prices Available
Lee Adams can also get AirFares

Payment: **$25 Deposit Due: at Booking additional payments spaced until time for cruise. Group Fundraising Programs available.**
based on # people & cabin choice

Cancellation Insurance available for $99.00 PP
Price includes taxes and port fees / Gratuity not included

Day	Port of Call	Arrival	Departure
Thu	Port Canaveral (Orlando), FL		4:30pm
Fri	Nassau, Bahamas	10:00am	
Sat	Nassau, Bahamas		7:00am
Sat	Fun Day At Sea		
Sun	Port Canaveral (Orlando), FL	7:00am	

...the trip everyone has been waiting for!

Clogging and Xtreme Dance competitions on board the ship!
There are NO ENTRY FEES! *Enter as many categories as you like!*
Great prizes and awards!
For a complete rules packet for both clogging and Xtreme dance events, email Jeff Driggs at ccajeff@aol.com or Kevin Parries at ccakevin@aol.com or visit www.cloggingcontest.com

Special Sign-Up incentives for Team Directors!

For more info, Call Kevin (828) 687-8600 or Jeff (304) 727-9357

Sign up now! We Need the Following Information:

IMPORTANT: NAME AS IT WILL APPEAR ON SHIP ID_____

Address_____

City_____ State/Prov_____ Country_____ Zip_____

Phone #_____ Email_____

Date of Birth_____ Emergency Contact Person_____ Phone #_____

Cabin Choice: [ ] Inside [ ] Outside [ ] Suite

# of People in Cabin [ ] Single [ ] Dbl. [ ] Triple [ ] Quad

Roomates Names 1._____ 2._____ 3._____

Dinner Time Requested [ ] Early [ ] Late

3 night/4 day Cruise for as little as

$430.00 per person!

NO competition Entry Fees... enter as much as you want FREE!

Based on Inside Cabin/Quad Occupancy Includes taxes and port fees / Gratuity not included

Mail Registrations and deposit to:
Lee Adams - Lee's Cruises
P. O. Box 336
Springboro, Ohio 45066

For more info: Phone Lee at 614-580-1950 or email JFLA67@AOL.COM

The Armadillo Song

Easy Clogging Line Dance

Music: The Armadillo Song, by
Choreo: Jeff Driggs, P. O. Box 1352, St. Albans, WV 25177-1352 (304) 727-9357 www.doubletoe.com
Buzz Venhuizen, 2439 200th Ave., Mora, MN 55051 (320) 679-0941

A video teach of this routine is available on the DancePack Video Series. Please call, write or email for a full catalogue.

Wait 16 beats
Step Description

Part A (Chorus)

```
DS R S R S R S  DS DS R S BR SL
L  R L R L R L  R  L  R L R  L
&1 & 2 & 3 & 4  &5 &6 & 7 &  8

DS R S R S R S  DS DS R S BR SL
R  L R L R L R  L  R  L R L  R
&1 & 2 & 3 & 4  &5 &6 & 7 &  8

DS DS DS BR SL  DS R S R S R S
L  R  L  R  L   R  L R L R L R
&1 & 2 & 3 & 4  &5 &6 & 7 &  8

DS DS(XIF) DR S DR S R S DS DS R S
L  R       R  L L  R L R L  R  L R
&1 &2      &  3 &  4 & 5 &6 &7 & 8
```

Part B (Verse)

```
DS TCH(F) SL DS R S  DS TCH(F) SL DS R S
L  R      L  R  L R  L  R      L  R  L R
&1 &      2  &3 & 4  &5 &      6  &7 & 8

DS R S R S R S (Turning ½ L) DS DS DS R S
L  R L R L R L               R  L  R  L R
&1 & 2 & 3 & 4               &5 &6 &7 & 8
```

Repeat to face front

Part C (Break)

```
S R S R S R S   S/PIVOT ½ L  S  DS R S
L R L R L R L   R            L  R  L R
1 & 2 & 3 & 4   5            6  &7 & 8
```

Repeat to face front

Part A (Chorus)

Part D (Instrumental)

```
DS DS DS R S  S/KICK(OTS) S/KICK(OTS)  DS R S
L  R  L  R L  R/L         L/R          R  L R
&1 &2 &3 & 4  5           6            &7 & 8

DS DT(XIF) DT(OTS)  CIRCLE R LEG IN BACK 3 TIMES   DS R S
L  R       R        R                              R  L R
&1 &2      &3       456                            &7 & 8
```

Repeat all to face all 4 walls

NOW!... Wait 2 beats (think READY..GO) and the music speeds up!!!

Wait 16 beats
Cuers Notes

Part A (Chorus)
Chain Rock, Double & Brush
moving to the left

Chain Rock, Double & Brush
moving to the right

Triple Brush Fwd, Chain Back

Samantha

Part B (Verse)
2 Charlestons

Airplane ½, Triple
Turning 1/2

Repeat to front

Part C (Break)
Sashay, Basketball
turn ½ left on pivot to face back

Repeat to front

Part A (Chorus)
Chain Rock, Double & Brush
Chain Rock, Double & Brush
Triple Brush Fwd, Chain Back
Samantha

Part D (Inst.)
Triple, Wild West & a Basic

Cow Tail Turn
turn ¼ Left on leg circles

Repeat to four walls

Wait 2

Continued on next page

continued...

The Armadillo Song

Easy Clogging Line Dance

Music: The Armadillo Song, by
Choreo: Jeff Driggs, P. O. Box 1352, St. Albans, WV 25177-1352 (304) 727-9357 www.doubletoe.com
Buzz Venhuizen, 2439 200th Ave., Mora, MN 55051 (320) 679-0941

A video teach of this routine is available on the DancePack Video Series. Please call, write or email for a full catalogue.

Wait 16 beats *Step Description*	Wait 16 beats *Cuers Notes*
Part A (Chorus)	**Part A (Chorus)** Chain Rock, Double & Brush Chain Rock, Double & Brush Triple Brush Fwd, Chain Back Samantha
Part B (Verse)	**Part B (Verse)** 2 Charlestons Airplane ½, Triple 2 Charlestons Airplane ½, Triple
Part C (Break)	**Part C (Break)** Sashay, Basketball Sashay, Basketball
Part A (Chorus)	**Part A (Chorus)** Chain Rock, Double & Brush Chain Rock, Double & Brush Triple Brush Fwd, Chain Back Samantha
Part D (Instrumental)	**Part D (Inst.)** Triple, Wild West & a Basic Cow Tail Turn Repeat to four walls
Part A (Chorus)	**Part A (Chorus)** Chain Rock, Double & Brush Chain Rock, Double & Brush Triple Brush Fwd, Chain Back Samantha

Blame It On The Boogie

Easy-Intermediate. Line

Music: by **Jackson 5**

Choreo: Josh "ClogDog" King, Nashville, TN (615) 315-0101, theclogdog@aol.com

Intro: Wait 16 Beats. Start Left Foot. ***(a CLOGDOG Routine!)***

SEQUENCE: I - A - B - A - B - Break 1 - B - I - A - B - Break 2 - B - B

INTRO

```
H(os)-S Tch(ib) H(os)-S Tch(ib) H(os)-S Tch(ib) *pvt 360 R*      "Heel Boogie"
L     L  R      R     R  L      L     L  R
1     &  2      3     &  4      5     &  6        7 & 8

S(os)-RS  Tch(xif) Tch(os) S(os)-RS   Tch(xif) Tch(os)           "Shoop"
L     RL   R        R      R     LR    L        L
1     &2   3        4      5     &6    7        8
```

PART A

```
DS DS(xif) DS S(ib)  DS DS(xif) DS S(ib)                    "Triple Loops"
L  R       L  R      L  R       L  R

DS H(if)-SL DS R(ib)S   DS Sta(if) -- S S S/SL(½ L)         "Rockin' Chair"
L  R     L  R  L    R   L   R          R L R R              "Stamp & Jog"
&1 &     2  &3 &    4   &5  &   (6)    & 7 & 8
```

REPEAT ALL OF PART A. SAME FOOTWORK TO FACE FRONT.

PART B

```
DS SL-S(xib) DS RS  DS SL-S(xib) DS RS                      "Sliders"
L  L  R      L  RL  R  R  L      R  LR
&1 &  2      &3 &4  &5 &  6      &7 &8

S(os) -- S(tog)  S(if)(Turn ½ R while Boogie-ing)           "Freeze"
L        R       L       (whole body!)                      "Boogie!"
1-2      3-4     5 - 6 - 7 - 8

DS SL-S(xib) DS RS  DS SL-S(xib) DS RS                      "Sliders"
L  L  R      L  RL  R  R  L      R  LR

S(os) Tch S(os) Tch   S(if)(Turn ½ R while Boogie-ing)      "Gym Dance"
L      R  R      L    L       (whole body!)                  "Boogie!"
```

BREAK 1

```
Jump(L)-clap Jump(R)-clap Jump(L)-clap [James Brown Boogie!] "Unh! Ahhhh!"
 B            B            B                    B
 1       2    3        4   5       6          7  -  8

Jump(R)-clap Jump(L)-clap Jump(R)-clap [James Brown Boogie!] "Unh! Ahhhh!"
 B            B            B                    B

DS Kick DS Kick DS Kick DS RS(360 L)                        "3 Kicks & Basic"
L   R   R   L   L   R   R  LR                               "2 Basics"

DS S(xib) S S S(xib) S S   DS S(xib) S S S(xib) S S         "2 Joeys"
L  R      L R L      R L   R  L      R L R      L R
&1 &      2 & 3      & 4   &5 &      6 & 7      & 8
```

Blame It On The Boogie -- Page 2

Choreo: Josh King

BREAK 2

S(os)	(sliiiide)	Knee boogie 2	S(os)	(sliiiide) Boogie 2	"Soul slides"
L		R	R	L	
1	2	3&4	5	6 7&8	

S(os)	(sliiiide)	Knee boogie 2	S S S Tch(360 R)		"Soul slide"
L		R	R L R L		"3 Step Roll"
1	2	3&4	5 6 7 8		

REPEAT ALL OF BREAK 2. SAME FOOTWORK.

Hold the Date** for our **14th big year!

MEMORIAL DAY DANCE SPECTACULAR & MIDWEST CLOGGING CHAMPIONSHIPS

COLUMBUS, OHIO

Friday Night Fun Dance and Workshops
All Day Saturday Workshops
Saturday Night Crazy Fun Dance

featuring clogging's finest instructors

Sallie Adkins, Scotty Bilz, Charlie Burns, Mike Curtis, Jeff Driggs, Rob & Sheryl Keller, Matt Sexton, Buzz & Jessie Venhuizen, and more TBA!

Plus on Saturday Night late and all day Sunday...

Midwest Clogging Championships

Amateur & Challenge Levels Great Awards!

New for 2005:

Duos and Duets on Saturday Night at end of Fun Dance

More categories, More Fun!

For workshop info or competition packet, call:

(614) 491-0149 in OH
(606) 878-0798 in KY
(304) 727-9357 in WV

"Get Ready"



Choreo: Scotty Bilz (GA) & Tandy Barrett (GA) **Int + Line**
CD: Cherie – single CD

Wait 16 beats

Break I

Hands — Step Hands Up – Out Up to hips 2 Basics
2 Basics — 4 Counts

Part A

2 Baby's — Step (XIF) Step Step RS.
L R L RL
Repeat opposite foot

Only Wanna — DS DT B B B Chug
L R R L R L

Quick Slip — DBL Heel Cross Heel Switch Heel Chug
L R R R L L L

Repeat Part A

Part B

Clog Over — DS DS (XIF) DS DS (XIB) DS DS (XIF) S Rock Step (XIF)
Shave & Haircut — L R L R L R L R L
Repeat Right Foot

PART C

Jump Chug Basic — Jump and Chug DS RS DS RS RS RS (turn ½ Right)
Air Plane (R) — L-R L L RL R

Repeat Part C

Chorus

Triple Kick — DS DS DS KICK DS DS DS RS
Triple — L R L R R L R LR

Irish Shoes — RS DbL Hop Toe Step Dbl - Toe UP Toe Step
LR L R L L R R R R R
Dbl Toe Step Dbl Toe – Up
L L L R R R

Repeat Chorus Opposite Foot

Break II

Step Around	4 Steps with Claps		(Turning Full turn Left)			

Bridge

Push & Run	Press (OTS) L	Release R	Step (XIB) L	Step R	Step L	
Quarter Pivots	Step (1/4 L) R	Step L	Step (1/4 L) R	Step L		
Triple	DS DS DS RS R					
Step Touch	Step L	Tch R	Step R	Tch L		

Repeat Bridge

Sequence:

Wait 16
Break I A B C Chorus
Break I A B C Chorus
Break I Bridge
A Break II Chorus Chorus Break II
Break I ¼ each (Ending)



GOOD LITTLE GIRLS

Int - Country
3/4

By: Blue County

Choreo: Naomi Fleetwood-Pyle, 10720 E. Legal Tender Rd., Columbus, IN 47203 812/579-6979 Email: Naomi_P@sbcglobal.net

Sequence: Intro-A-B-Intro-A-B-C-B-Ending

******** ******** ******** ******** ******** ******** ******** ******** ******** ******** ********

Intro:

Heel Jacks & Triple Lt Heel Tch(if) RS Lt Heel Tch(if) RS DTS DTS DTS RS (Moving Left)
Repeat Heel Jacks & Triple with Opposit Foot Moving Right
Forward & Back DTS DTS DTS Kick (Forward) DTS DTS DTS RS (Backward)

******** ******** ******** ******** ******** ******** ******** ******** ******** ******** ********

Part A:

Eric Vine DTS(ots) DTS(xib) Rock/Step(xif) Touch Left Toe OTS
L
Switches Switch Toes Touching Right, Left, Right and then Drag Right Toe in & Put Weight On It.

2 Rocking Chairs DTS Brush/Up DSRS DTS Brush/Up DSRS(3/4 Right)
L
REPEAT ALL OF ABOVE 3 TIMES - ON 3RD TIME, TURN ROCKING CHAIRS TO FACE FRONT, THEN ADD...

Double Stamp Pause DTS DTS Rock Stamp & Pause DTS DTS Rock Stamp & Pause
L R
Roll Back Dbl/Down Dbl/Up Dbl/Down Dbl/Up Dbl/Down Dbl/Up DSRS
(Roll Backwards to Home Position with the Dbl/Downs Dbl/Ups)

******** ******** ******** ******** ******** ******** ******** ******** ******** ******** ********

Part B:

Cha Cha & Swing Rock(if)/Step SRS Swing Hips R, L, R, L (Get into it - use head, hands and body & MOVE IT)
L
High Horse DTS Dbl/(xif) Dbl(ots) Step Step Lt Heel(if) Chug DTS DTS RS

MJ Thriller DTS Dbl(xib) R/Step(move right) Stomp Left Foot Home& Put Rt Toe Forward,
Then Drag/Slide Lt Foot 4 Times

Cha Cha & Swing Rock(if)/Step SRS Swing Hips L, R, L, R (Get into it - use head, hands and body & MOVE IT)
R

******** ******** ******** ******** ******** ******** ******** ******** ******** ******** ********

Part C:

Traveling Shoes & Triple DTS Heel/Up Heel/Up Heel/Up (twist heel & turn 1/4 left) DTS DTS DTS RS (turn 1/4 left)

Touch It Out DTS(xif) Tch/Toe (ots) (Do this a total of 4 times, moving forward)
REPEAT TRAVELING SHOES AND TRIPLE & TOUCH IT OUT TO FACE FRONT

******** ******** ******** ******** ******** ******** ******** ******** ******** ******** ********

Ending:

High Horse DTS Dbl/(xif) Dbl(ots) Step Step Lt Heel(if) Chug DTS DTS RS

MJ Thriller DTS Dbl(xib) R/Step(move right) Stomp Left Foot Home& Put Rt Toe Forward,
Then Drag/Slide Lt Foot 4 Times

4 DTS DTS DTS DTS DTS (turning 360 right)

Cha Cha & Swing Rock(if)/Step SRS Swing Hips L, R, L, R (Get into it - use head, hands and body & MOVE IT)
R
Cha Cha & Swing Rock(if)/Step SRS Swing Hips R, L, R, L (Get into it - use head, hands and body & MOVE IT)
L
Quick Steps Step Together Step Together Step (3 counts - 1&2&3)
L

******** ******** ******** ******** ******** ******** ******** ******** ******** ******** ********

I Wanna Do It All!

Basic

CD: Enhanced by Terri Clark – Capitol Records B00008GQDX
Music: Country- Moderate Speed
Choreo: **Matt Sexton, CCI** 1200 Kennesaw Drive. Johnson City, TN 37615
Phone: 423-282-5065 - e-mail: DancExpCloggers@aol.com
Sequence: Wait 16, A, B, A, B, Bridge, C, Part of B, B, End

Part A(48 Beats)

2 Donkeys	L Ds S S S R(xif) R(ots) R(xif) Ds Ds S Ds R
Triple Left	R R(xif) R(ots) R(xif) Ds S S S Ds R Ds Ds S
Triple Rigt	
(Turn ½ R)	
2 Kicks	L Ds Kick Lift Ds R R
Fancy Double	R Kick Lift Ds Ds S S

Repeat All of the Above to Face Front

Part B(48 Beats)

High Horse	L Ds S K Lift Ds R Ds K S Ds K K
DS & Walk	R Dt(xif) Dt(ots) R Ba Slide Ds S Ds K S Ds S S
(Turn ½ L)	
Loop L & R	L Ds Ds S Loop(ib) S R
	R Loop(ib) S R Ds Ds S

Bridge(8 Beats)

4 Basics	L Ds S R Ds S R
L, R, L, R	R R Ds S R Ds S
(In a Box Turning Left)	

Part C(Beats)

Vine Kick Rock	L Ds K S S Ds(xif) R Sto R H Twist Twist Ds R R
Mountain Basic	R Ds(xif) R Ds K S S Dt Up Ds S Pull S // \\ Ds S S
Heel Pull Twist	
Fancy Double	

Repeat Mountain Basic, Heel Pull Twist, and Fancy Double

Part of B(40 Beats)

High Horse, DS and Walk(Turn ½ L), Loop L & R
High Horse, DS and Walk(Turn ½ L)

End(17 Counts)

Loop L & R, Loop L & R, Step Out with Left Foot to End

Get More Sound!

With the Stevens Stomper
The Original All Steel Tap!

NEW IMPROVED for 2004



For the Happy Clogger

With recessed nail holes and now sporting countersunk rivets - even easier than ever on the stage - and a durability that can't be beat. The new Stevens Stomper for 2004 will make some very happy feet.

Stevens Clogging

Phone: 1-800-722-8040
Website: www.stevens-clogging.com
E-mail: sales@stevens-clogging.com

THE SOURCE FOR YOUR CLOGGING NEEDS!

Same Day Shipping Available!

$7.00 S&H to the 48 states for one pair of shoes. $8.00 S&H two pair of shoes. PA residents add 6% sales tax.

Orders must be placed by noon Eastern time.

Made in the USA.

©1993-2003 Stevens Worldwide, Inc.

PATENT NO. Des. 293,161 - PATENT NO. 4,625,436

Jolly Beggerman

Intermediate Clogging Routine
Song: Jolly Beggerman
Choreo: Becca, Jeff, Matt Shannon – at the CCA Director's Meeting September 2004
Jeff Driggs - WV, Becca Roebuck - TN, Matt Sexton - TN, Shannon South - AL
P. O. Box 1352 St. Albans, WV 25177 www.doubletoe.com

Left Foot Lead, Wait 32 beats

Part A

```
L DS    DT HOP S(OTS) Pull Feet Together CLAP DS   S
R    DS  K     S(OTS) Pull Feet Together CLAP    R
  &1 &2 &a 3   4      5                   6    &7 & 8

L         DT H(F) H-PIVOT ½ L    DS    R   R
R DT(XIF)    S                 S     DS   S   S
  &1       &a 2    3           4   &5 &6 & 7 & 8
```

Repeat Hopscotch Step, Windshield Pivot, Fancy Double

Part B

```
L S(XIF)   S       S   S(XIF) K(OTS) S(XIB) FLANGE S       FLANGE
R        S   S(XIF)   S       S       FLANGE S       FLANGE S
  1      & 2 &      3 & 4     5       6      7       &      8

L S   S   S              S   S   S
R   R   R   S(Turn ½ L)    R   R   S(Turn ½ L)
  &1      &a 2    3          4   &5 &6 & 7 & 8
```

Part C

```
L Up S   S      R   S   S
R      R   Up S   S   S   S
  &  1 & 2 &  3 & 4 5 6 7 8
```

Repeat Moving 45 to right and back

Repeat Part A

Repeat Part B

Repeat Part C

Part C (Modified)

```
L Up S   S      R   S   S
R      R   Up S   S   S   S
  &  1 & 2 &  3 & 4 5 6 7 8
```

Repeat Moving 45 to right and back

```
L Up S   S      R
R      R   Up S   S Swing Right arm across and back, hitchhike
  &  1 & 2 &  3 & 4                 5          6     7&8
```

Cont. p 2

Part A
Hopscotch Step
Moving Left

Windshield Pivot
Fancy Double
Turn ½ Left

Repeat to Front

Part B
Beggarman "Time"

Lord of the Dance
Move Left and turn 1/2
L arm X chest, R Up

Part C
Irish
Moving Left Fwd 45°
Back up on 4 S

Repeat to Right Corner

Repeat Part A
Hopscotch Step
Windshield Pivot
Fancy Double
Hopscotch Step
Windshield Pivot
Fancy Double

Repeat Part B
Beggerman "Time"
Lord of the Dance

Repeat Part C
Irish L & R Corners

Part C (Modified)
Irish L&R Corners
Moving Left Fwd 45°
Back up on 4 S

Repeat to Right Corner

Irish In Place
Away we Go!

Jolly Beggerman p. 2

Intermediate Clogging Routine
Song: Jolly Beggerman
Choreo: Becca, Jeff, Matt Shannon – at the CCA Director's Meeting September 2004
Jeff Driggs, Becca Roebuck, Matt Sexton, Shannon South

Repeat Part A

Repeat Part B

Instrumental

```
L DS     SL     R     S          S    H(F) S
R     BR     DS    S     H(F) S    S          S
  &1 &  2  &3 & 4  & 5     & 6 & 7     & 8
```

Repeat to Face all four Walls

Repeat Part A

Repeat Part B

Repeat Part B

Break

```
L S(XIB)    S          R    S    S    S    S
R          R    S(XIB)    S    R    R    R
  1        & 2 3        & 4 5 & 6 & 7 & 8

L          S(XIB)          S(XIB)
R S(XIB)          S(XIB)          S(XIB)
  1        2        3        4        5       678
```

Repeat Part C

Part C (Modified)

Repeat Part A
Hopscotch Step
Windshield Pivot
Fancy Double
Hopscotch Step
Windshield Pivot
Fancy Double

Repeat Part B
Beggerman "Time"
Lord of the Dance

Instrumental
Brush & Turn, MacNamara
Turn ¼ Left – Brush & Turn

Repeat to Four Walls

Repeat Part A
Hopscotch Step
Windshield Pivot
Fancy Double
Hopscotch Step
Windshield Pivot
Fancy Double

Repeat Part B
Beggerman "Time"
Lord of the Dance

Repeat Part B
Beggerman "Time"
Lord of the Dance

Break
Dog Paddles
Chain Around
turn 360° on Chain

Step Back 5 – Hands UP!
Hands up on 5
Hold through beat 8

Repeat Part C
Irish L & R Corners

Part C (Modified)
Irish L&R Corners
Irish In Place
Away we Go!



Carl's Clogging Supplies

525 Poverty Lane
Salem, SC 29676-2414
FAX (864)944-8125
Web Address: http://www.carlsclogging.com
Email: clogger@carol.net

We are the #1 Clogging Supplir in the Nation!

ORDERS 1-800-848-6366 | **Inquiries (864)944-8125**

Call us for your Clogging needs!

Shoes, Taps, T-Shirts, Videos, Socks,Clogging Bags and much, much more! Carl's Clogging Supply is available to vend at your workshop or weekend event throughout the year! Call us for more information

Carl's Clogging Supply is proud to announce that we now offer

CUSTOM EMBROIDERY SERVICE for all of your needs.

All goods made with PRIDE right here in Salem, South Carolina!

It's a **true** double toe!

A brand new clogging tap is on the market.

- It's made of steel and has a double flange of metal over the toe and the heel for maximum sound!
- No sharp edges to damage the dance floor.
- No sharp edge holes on the floor plate.
- Easy to Install.

Designed and patented by Dale Isackson of Bell Taps and Carl Blanton of Carl's Clogging Supply, Liberty Bells are a buck dancers delight. The toe plate hangs down in front in true "Bell" style!

manufactured by

Carl's Clogging Supplies

the LIBERTY BELL TAP

Toe and Heel Sets now available!
Call to order today!









Ask us about

TOE STAND SHOES!

Same great Carl's quality! Full leather sole made without the metal arch SHANK, to give you maximum flexibility and support to do toe stands and today's high intensity steps!

"Let's Get It Started"



Choreo: Scotty Bilz (GA) & Tandy Barrett (GA) E-Z Int line
CD: Elephunk "Black eyed Peas" Time 3:30
***NOTE – look for CD with Bonus Track!!**

INTRO
Wait 8 beats

PART A

T/S Loop	DS DS (XIF) DS Step (XIB) DS Step (XIB) DS RS L R L R L R L	**(moving left)**

Repeat T/S Loop on opposite foot and direction

2 Basics	DS RS DS RS (1/2 L) L R	
Scuffs	Scuff SRS Scuff SRS L R	**(moving forward)**

Repeat 2 Basics and Scuffs

Side Slides	(Face ¼ R) Step Slide Tch L R R (Face ½ L) Step Slide Tch R L L	
Pump it back	Step Step Step Step (full turn L) L R L R	

PART B – "Everybody" Stomp

4 Stomps w/arms	Stomp (L arm up) Stomp (R arm up) L R Stomp (L arm down) Stomp (R arm down) L R	
Macaroni	L hand on head R hand on head L hand on hip R hand on hip	
Quarter pivots	Step (1/4 L) Step Step (1/4 L) Step Step (1/4 L) Step Step (1/4 L) Step L R L R L R L R	**(Arms overhead)**

Chorus – "Let's Get It Started"

4 Steps	Step (arms L) Step (arms R) Step (arms L) Step (arms R) L R L R	**(moving forward)**
Shake your bum	(with both feet on floor bump hips R L R) (Arms above head L R L) **(Turn ¼ L)** (with both feet on floor bump hips L R L) (Arms below waist R L R)	
Only Rocker	DS Scuff up RS RS L R RL RL	**(moving forward)**
Triple Roll	DS DS DS RS (roll ¾ R) R	

Repeat Chorus as written

Part D – Skate "ya-ya"

Skate	slide slide slide slide slide	
	L R L R L	
	&1 &2 & 3 & 4	
Skate	slide slide slide slide slide	
	R L R L R	
	&1 &2 & 3 & 4	
Push & turn	Stomp (forward) R (back)	**(press release)**
	L R	
	DS RS (1/2 turn L)	
	L	
Triple	DS DS DS RS	
	R	

Repeat Skates (OMIT push & turn & triple)

Break 1

Running Man	Step push back	Step push back
	L R	R L

Repeat Running Man 3 more times

Break 2 "Guyton's run around"
(run around like crazy for 8 beats)

End
Stomp (L) and point

Sequence:

Intro – Wait 8
Break 1 (running man)
A B Chorus
A B Chorus
Break 1 (running man)
D (skate)
Break 2 (Guyton's run)
A B Chorus
D (skate)
Chorus
Break 2 (Guyton's run)
End

LICENSE TO CHILL

Easy Int - Pop
9/4

By: Jimmy Buffet (With Kenny Chesney)
CD: License To Chill

Choreo: Naomi Fleetwood-Pyle, 10720 E. Legal Tender Rd., Columbus, IN 47203 812/579-6979 Email: Naomi_P@sbcglobal.net

Sequence: A-B-C-D-C Wait 32 Beats
A-B-C-D-C
Bridge-C-D-C*C-Ending

******** ******** ******** ******** ******** ******** ******** ******** ******** ******** ********

Part A:

3 Walking Dirty Toes	Step(xif) Drag Rt Toe Around Repeat 2 more times switching feet and add a Basic
	L
1/2 Flip	DTS Dbl(xif) Dbl(unxif) and Step (turning 1/2 right)
	L R R R
2 Basics	DSRS DSRS

REPEAT ALL OF ABOVE TO FACE FRONT

******** ******** ******** ******** ******** ******** ******** ******** ******** ******** ********

Part B:

Rocking Chair	DTS Brush Up DSRS
Jump & Clap	Jump Forward/Clap(Left,Right) Jump Backward/Clap(Left,Right)
4 DTS	DTS DTS DTS DTS (moving forward)
Step Back & Touch	Step Back Left Foot & Touch Right Toe Beside Left - Repeat with Right Foot
2 Steps Back	Then take 2 steps back - L and R

******** ******** ******** ******** ******** ******** ******** ******** ******** ******** ********

Part C:	**Part C* - Only Do 3 Pivots and then do basic**
Chill	DTS DTS Rock/Heel(weight) Step
	L R L R L
2 Basics	DSRS DSRS
	R
Pivots w/Attitude	Right Foot Push Pivot 4 Times turning 360 Left (roll your butt at same time)
1 Basic	DSRS

******** ******** ******** ******** ******** ******** ******** ******** ******** ******** ********

Part D:

Cowboy	DTS DTS DTS Brush/Up (forward) DTS(xif) RS RS RS (backward)
	L
Chain Around	DTS RS RS RS (360 L) (Airplane Chain)
Triple	DTS DTS DTS RS
Karate	DTS Kick/Back(1/2 L) DTS Kick/Front
Fancy Dbl Pause	DTS DTS RS Pause

REPEAT KARATE AND FANCY DOUBLE PAUSE, THEN DO...

4 DTS	DTS DTS DTS DTS (moving forward)
Step Back & Touch	Step Back Left Foot & Touch Right Toe Beside Left - Repeat with Right Foot
2 Steps Back	Then take 2 steps back - L and R

******** ******** ******** ******** ******** ******** ******** ******** ******** ******** ********

Bridge:

Drag & Loop	DTS Drag/Step(if) DTS Loop/Step(ib)
Fancy Triple	DTS DTS(xif) DTS(ib) RS

REPEAT DRAG & LOOP AND FANCY TRIPLE ON RIGHT FOOT...THEN DO

6 Pack	'6 DTS Turning 360 L

******** ******** ******** ******** ******** ******** ******** ******** ******** ******** ********

Ending:

Vine Slur Rock	DTS DTS(xif) DTS(ots) Slur/Step(ib) DTS Slur/Step(ib) RS RS (on the 2 RS's, turn 1/4 right)
Triple Fwd & Back	DTS DTS DTS Brush/Up (forward) DTS DTS DTS RS (backward)

DO VINE SLUR ROCK AND TRIPLES 3 MORE TIMES TO FACE ALL FOUR WALLS..THEN DO IT 2 MORE TIMES FACING FRONT AND BACK AND ADD...

4 Rocking Chairs	DTS Brush/Up DSRS (4 X's-turning 1/4 L on each)

******** ******** ******** ******** ******** ******** ******** ******** ******** ******** ********

Perfect Situation

Intermediate

Line

Music: by **Marcel**, on the album *You, Me And The Windshield* (Mercury Records 088170303-2)
Choreo: **Josh "ClogDog" King** *(www.theclogdog.com)* **& Scotty Bilz** *(www.scottysclognco.com)*
Intro: Wait 16 Beats. Start Left Foot. ***(a CLOGDOG Routine!)***

SEQUENCE: I - A - B - I - A - B - I - Break - Bridge - B - ½ Bridge - I - I -- One "Canadian Stamp"

INTRO

```
D-Jump B/Heel(if) - Chug RS  DS DS RS RS                    "Split"
L RifL R  L          L   LR  L  R  LR LR                    "Fancy Double"
&a  1   2            3   &4  &5 &6 &7 &8

D-Jump B/Heel(if) - Chug RS  DS DS RS RS                    "Split"
L RifL R  L          L   LR  L  R  LR LR                    "Fancy Double"
```

PART A

```
DS DS(xib) RS(xif) Drag RS Drag RS DS DS(Turn 1/3 L on 2 DS)"Dragger"
L  R       LR      R    LR  R    LR L  R
&1 &2      &3      &    4&  5    &6 &7 &8
```

REPEAT "DRAGGER" 2 MORE TIMES TO FACE FRONT. (Turning in 3rds)

```
DS DS DS Kick  DS RS RS RS(½ L)  DS DS DS Kick  DS RS RS RS(½ L) "Cowboy"
L  R  L   R    R  LR LR LR       L  R  L   R    R  LR LR LR
&1 &2 &3  &4   &5 &6 &7 &8

Step (Wait 3 beats)   (1st time - "Gee, let me think…Allright!")
 L                    (2nd time - "So Stoked!")
 1      2 - 3 - 4
```

PART B

```
S DS(xif) S DS(x) S  DS SL RS SL RS                         "Synchopated"
L R       L R     L  R  R  LR R  LR                         "Kangaroo"
1 &2      & 3&    4  &5 &  6& 7  &8

DS DT(up) S S S SL(½ L)  Dbl(b)-BO Dbl(b)-BO Dbl(b)-BO Dbl(b)-BO "Only Wanna"
L  R      R L R R         L     B   R     B   L     B   R     B  "Magic
Carpet"
&1 &2     & 3 & 4        &a     5  &a     6  &a     7  &a     8

S DS(xif) S/Kick S S(fwd)   DS DS DS RS(½ R)                 "Shave & A
Haircut"
L R       L  R   R L        R  L  R  LR                      "Triple"
1 &2       &  (3)& 4       &5 &6 &7 &8

DS RS Kick-S RS Kick-S RS DS RS    DS DS DS DS(back)        "Hurdle"
L  RL  R   R LR  L   L RL R  LR     L  R  L  R              "4 DS"
&1 &2  &   3 &4  &   5 &6 &7 &8     &1 &2 &3 &4

Step(os) Clap -- Shake R Arm Twice                          "Perfect"
 L
 1        2         3 - 4
```

Perfect Situation - page 2
J. King

BREAK

```
DS Dbl-Hop Sta-Step S Dbl-Hop T(ib) T(ib) S RS DS DS       "Canadian Stamp"
L   R   L   R   R   L  R   L  R     R     R LR L  R
&1 a&   a   2   &   3 a&   a  4     &     5 &6 &7 &8
```

REPEAT 2 MORE TIMES. SAME FOOTWORK.

BRIDGE

```
D-Jump B/Heel(if) - Chug RS  DS DS RS RS                    "Split"
L RifL R  L          L   LR  L  R  LR LR                    "Fancy Double"

DS R(if)S R(os)S S(ib)-SL  DS DS DS DS(back)                "Mountain Goat"
L  R    L R    L R     R   L  R  L  R                       "4 DS"
&1 &    2 &    3 &     4   &5 &6 &7 &8
```

```
DS DS(xif) RS(xib) RS(xif)  DS Bo/H Bo/H T(ib) B/H(if) Chug(½ L)
     "Rooster"
L  R       LR      LR       L  L  R L  R R     R L      L       "Black Mtn."
&1 &2      &3      &4       &5   &    6  7      &       8

DS DS(xif) RS(xib) RS(xif)  DS Bo/H Bo/H T(ib) B/H(if) Chug(½ L)
     "Rooster"
L  R       LR      LR       L  L  R L  R R     R L      L       "Black Mtn."
```

½ BRIDGE

```
DS DS(xif) RS(xib) RS(xif)  DS Bo/H Bo/H T(ib) B/H(if) Chug(½ L)
     "Rooster"
L  R       LR      LR       L  L  R L  R R     R L      L       "Black Mtn."
&1 &2      &3      &4       &5   &    6  7      &       8

DS DS(xif) RS(xib) RS(xif)  DS Bo/H Bo/H T(ib) B/H(if) Chug(½ L)
     "Rooster"
L  R       LR      LR       L  L  R L  R R     R L      L       "Black Mtn."
```

2nd Annual

Cruise & Clog with Jeff Driggs

Departs Jan 9th 2005 from New Orleans

7 day cruise on the Carnival Conquest Jan. 9-16, 2005 to Montego Bay Jamaica, Grand Cayman, Cozumel

Now vacationers can sail to the Western Caribbean aboard our new Mega "Fun Ship" CARNIVAL CONQUEST, the largest cruise ship ever to sail from New Orleans. At 110,000 tons, this fantastic floating resort offers an enormous variety of family entertainment areas, including an expanded Children's World and teen club/video arcade. Among the couple-pleasing settings is the romantic reservations-only supper club. Sail with her on her exciting Western Caribbean itinerary, which includes Montego Bay, Grand Cayman and Cozumel.



Pricing: Inside Cabin - 4A

prices are per person - total for all in cabin at right

Double $635.00 per person Total Dbl. $1270.00
Triple $570.00 per person Total Triple $1710.00
Quad $535.00 per person Total Quad $2140.00

Pricing: Outside Cabin - 6A

Double $785.00 per person Total Dbl. $1570.00
Triple $680.00 per person Total Triple $2040.00
Quad $625.00 per person Total Quad $2500.00

Pricing: Balcony - 8A

Double $935.00 per person Total Dbl. $1870.00
Triple $790.00 per person Total Triple $2370.00
Quad $715.00 per person Total Quad $2860.00

Upgrades and Single Prices Available
Lee Adams can also get AirFares

Payment: **$25 Deposit Due:** **Now at Booking**
$250.00 Due: **August 1, 2004**
Balance Due: **Nov. 1, 2004**
based on # people & cabin choice

Cancellation Insurance available for $99.00 PP
Price includes taxes and port fees / Gratuity not included

Day	Port of Call	Arrive	Depart
Sun.	New Orleans, La		6:00 PM
Mon.	Fun Day At Sea		
Tue.	Fun Day At Sea		
Wed.	Montego Bay, Jamaica	9:00 AM	5:30 PM
Thu.	Grand Cayman	7:00 AM	4:00 PM
Fri.	Cozumel, Mexico	10:30 AM	6:00 PM
Sat.	Fun Day At Sea		
Sun.	New Orleans, La	8:00 AM	

Clogging Workshops on board Monday and Saturday
Opportunity to all dance together in the Ship's Talent Show
Special Reception just for cloggers group
Have a great time with fellow cloggers and relax and enjoy a fun-filled cruise to the beautiful Western Caribbean!

Sign up now! We Need the Following Information:

IMPORTANT: NAME AS IT WILL APPEAR ON SHIP ID_____

Address_____

City_____ State/Prov_____ Country_____ Zip_____

Phone #_____ Email_____

Date of Birth_____ Emergency Contact Person_____ Phone #_____

Cabin Choice: [ ] Inside [ ] Outside [ ] Balcoony

# of People in Cabin [ ] Single [ ] Dbl. [ ] Triple [ ] Quad

Roomates Names 1._____ 2._____ 3._____

Dinner Time Requested [ ] Early [ ] Late

Mail Registrations and deposit to:
Lee Adams - Lee's Cruises
P. O. Box 336
Springboro, Ohio 45066

7 day Cloggers Cruise for as little as
$535.00 per person!

Based on Inside Cabin/Quad Occupancy Includes taxes and port fees / Gratuity not included

For more info: Phone Lee at 614-580-1950 or email JFLA67@AOL.COM

Rough and Ready
Matt Sexton

Fun Intermediate

CD: Comin' On Strong by Trace Adkins - Capitol Records
Choreo: **Matt Sexton, CCI** Music:Country Speed:Moderately Fast
1200 Kennesaw Drive, Johnson City, TN 37615
Phone: 423-282-5065 - e-mail: DancExpCloggers@aol.com
Sequence: Wait 32 Beats - Begin LEFT Foot -
A – B – Break – A – Break – B – C – B – C

Part A(36 Beats)

Real McCoy	L Ds Hl S S Dr R Ds S Ds R Ds Hl S	
Triple(turn1/2)	R Ds R(xif) S(ib) S R Ds Ds S Ds Hl S	
Walk The Dog		
	Repeat All To Face the Front	
4 Scoots w/Claps	L Slide Drag Slide Drag Slide Drag Slide	
	R Slide Drag Slide Drag Slide Drag Slide	Clap w/each slide(4times)

Part B(32 Beats)

Basic L/Hop Basic R	L Ds S Hop(clap) R Ds Hl	
Touch and Turn	R R S S To(xif) Up Dt Up S(turn1/2 R)	
2 Basics	L Ds S R Ds R R	
Fancier Double	R R Ds S Ds(xib) S(if) S(if)	
Stomp Sammy	L Stomp S Dr Stomp S Dr	
	R Ds(xif) Dr S(1/4 R) Ds(xif) Dr S(1/4 R)	
Joey	L Ds S R S S R	
Push and Turn	R R S S Push(if) S S(360 R on S R S)	

Break(8 Beats)
4 Basics in A Box/ Clap on Rock Steps
Turn ¼ L with each basic

Part C(64 Beats Beats)

8 Count Vine L&R	L Ds Ds Ds Ds S	
	R Ds(xif) Ds(xib) Ds(xif) R	*Repeat opposite footwork*
Travelin Shoes	L Ds R K K	
And Kick	R Hl Up Hl Up Hl Up Ds S	*Repeat 4 times turning ¼ R on each*
Clapping Vine	L Ds Ds Ds Ds S	
	R S(xif) S(xib) S(xif) R	*Repeat opposite footwork/clap on all S*

www.ExplosionDanceAcademy.com



Extra Routines

Dance, Dance, Dance

Intermediate Clogging Routine
Music: Dance, Dance, Dance by S Club 7
Choreo: Jeff Driggs, P. O. Box 1352, St. Albans, WV 25177-1352 (304)727-9357 www.doubletoe.com
Left Foot Lead, Wait 16 beats

Part A (intro)

```
DS DS DR S DR R   DS R S  DS R S
L  R  R  L L  R   L  R L  R  L R
&1 &2 &  3 &  4   &5 & 6  &7 & 8
```

Repeat all above to face front

Part B (instr.)

```
STOMP DS DS R S   S/KICK S DSRS
L     R  L  R L   R/L    L R LR
1     &2 &3 & 4   5      6 &7&8
```

Repeat to face all four walls

Part C (verse)

```
DS DS(XIF) DS DS(XIB) S S(XIF) S S(XIB) DS R S
L  R       L  R       L R     L R     L  R L
&1 &2      &3 &4      & 5     & 6     &7 & 8

DT OTS XIB/XIF OTS XIF/XIB OTS  BO  SL/UP   DSRS  DSRS
R  BTH L   R   BTH L   R   BTH  BTH R L     L RL  R LR
&a 1   &       2   &       3    &   4      &5&6  &7&8

DS S(XIF) S S S/H SL/UP S(XIB) R S S S
L  R      L R L/R L /R  R     L R L R
&1 &      2 & 3   4    5     & 6 7 8

DSRS   DSRS    DS DS R S R S
L      R       L  R  L R L R
```

Part D (build)

```
DS R S R S R S   DS R S R S R S
L  R L R L R L   R  L R L R L R

S S S TCH    S S S TCH
L R L R      R L R L
1 2 3 4      5 6 7 8
```

Part E (chorus)

```
Sway arms with fists up L R L R    DSRS    DSRS
                                   L RL    R LR
                         1 2 3 4   &5&6    &7&8

S H(F) S S S H(F) S S   S(OTS) S(OTS) Shake booty twice
L R    R L R L    L R   L       R
& 1    & 2 & 3    & 4   5       6       7, 8
```

Repeat all above to face front
Continued on next page

Left Foot Lead, Wait 16 Beats

Part A (intro)

to front and back

Drags L&R, 2 Basics
turn ½ left on basics

Repeat to face front

Part B (instr.)

to 4 walls

Stomp Double, Woooo Kick
*turn **HALF** left on Stomp Double*
hands forward on WOOOO

Repeat to face 4 walls

Part C (verse)

Vine 4, Run 4
moving left

Scissors, 2 Basics
Turn ½ left on Basics
claps on each touch

Run to heel, Piano Turn
Move L beats 1-4, spin 360 7-8
R hand up on 4, play piano 7-8

2 Basics turn half, Fancy Double
turn ½ left on basics to front

Part D (build)

Boogie Chains Forward
Hands pump up

Electric Slide
move L 1-4, spin R 5-8

Part E (Chorus)

Sway, 2 Basics Turning
turn ½ left on basics to back

MacNamara, Booty Shake

Repeat to face front
Continued on page 2

Dance, Dance, Dance

Repeat Part B ½ (instr.)

```
STOMP DS DS R S   S/KICK S DSRS
L     R  L  R L   R/L    L R LR
1     &2 &3 & 4   5      6 &7&8
```

Repeat to face front

Part B ½ (instr.)

to front and back

Stomp Double, Woooo Kick

*turn **HALF** left on Stomp Double*
hands forward on WOOOO

Repeat to face front

Repeat Part C (verse)

Part C (verse)

Vine 4, Run 4
Scissors, 2 Basics
Run to heel, Piano Turn
2 Basics turn half, Fancy Double

Repeat Part D (build)

Part D (build)

Boogie Chains Forward
Electric Slide

Repeat Part E (chorus)

Part E (Chorus)

Sway, 2 Basics Turning
MacNamara, Booty Shake
Repeat

Repeat Part E (chorus)

Part E (Chorus)

Sway, 2 Basics Turning
MacNamara, Booty Shake
Repeat

Part A (intro)

Part A (intro)

to 4 Walls

Drags L&R, 2 Basics
turn ¼ left on basics

BREAK (intro)

On beat 1 jump ½ left to face back head down hold to 8
Left hand up to sky 1 – 8
Right hand up to sky 1 – 8
Jazz box turn left to front, jazz box in place

Break (intro)

Jump to back
Left hand Up
Right hand Up
Jazz box turn, Jazz in place

Part B (instr.)

Part B (instr.)

to 4 walls

Stomp Double, Pick Up Fiddle

Repeat Part E (chorus)

Part E (Chorus)

Repeat Part E (chorus)

Part E (Chorus)

Repeat ½ Part E (chorus)

½ Part E (Chorus)

RUBBERNECKIN'

By Elvis (2nd To None CD)

East Int
Pop

Choreo: Naomi Fleetwood-Pyle, IN & Jeff Driggs, WV
Sequence: INTRO-A-A-B-A-C-D-A-C-D-A-A-B-A-END (Don't be skurd of sequence-music will lead you)

******** ******** ******** ******** ******** ******** ******** ******** ******** ******** ********

Intro:

Soccer Turn	DTS Dbl/Up DSRS (1/4 Left) (Left foot lead)
Fancy Double	DTS DTS RS RS
REPEAT TO FACE FRONT, THEN ADD..	
2 Jazz Boxes	Step Step(xif) Step Step Step Step(xif) Step Step
Raise the Roof	DTS RS RS RS (forward-hands raising the roof)
Bring It Back	DTS RS RS RS (backward-hands down, palms facing back)

******** ******** ******** ******** ******** ******** ******** ******** ******** ******** ********

Part A:

Stop/Look & Listen	Put Right Hand Out (talk to the hand-turn 1/4 L) , Snap Fingers, Look with Head Right & Left 1 2 3 4 (Weight will be on left foot)
Triple	DTS DTS DTS RS (1/4 L) - you should now be facing back wall R
Elvis Knees	Roll Left Knee In/Out, Left Heel Pivot* (*weight) 1/2 L and Step
Fancy Double	DTS DTS RS RS L
Rubberneckin'	DTS RS RS RS (Lt Foot Chain Move Rt, Look Lt With Lt Hand Palm Out-Pump Right Knee Up As You Chain) Swing Rt Foot(ots) & Step Then Swing Lt Foot(ots) & Step - while you're doing this, put right on your rt cheek and push your head left and right - Add a Basic DSRS
4 DTS	DTS(ots) DTS(xif) DTS(ots) DTS(xif) - (moving left & snap fingers)
2 Basics	DSRS DSRS

******** ******** ******** ******** ******** ******** ******** ******** ******** ******** ********

Part B:

Jump Chug	Jump(both)/Drag Chug Rt Foot Up and a Rt Ft Basic (DSRS)
2 Basics	DSRS DSRS (1/4 L)
Elvis Arms	Swing Rt Arm Complete Circle Twice, Elvis Style
2 Basics	DSRS DSRS (1/4 L)
REPEAT TO FACE FRONT	

******** ******** ******** ******** ******** ******** ******** ******** ******** ******** ********

Part C:

Way Out	DTS DTS Rock(way out to side) & Tch Lt Toe in Back
Elvis Basics	SRS SRS (angle left & right - groove with it)
Jump Fwd & Clap	Jump forward Left, Right & Clap Left, Right & Clap
2 Basics	DSRS DSRS (backing up)
REPEAT ALL OF ABOVE	

******** ******** ******** ******** ******** ******** ******** ******** ******** ******** ********

Part D:

Go Back	DTS Rock Reach Back Step Rock Reach Back DTS DTS RS Chug
Karate	DTS Kick (Back-1/2 L) DTS Kick
Fancy Double	DTS DTS RS RS
REPEAT TO FACE FRONT	

******** ******** ******** ******** ******** ******** ******** ******** ******** ******** ********

Ending:

2 Jazz Boxes	Step Step(xif) Step Step Step Step(xif) Step Step
Raise the Roof	DTS RS RS RS (forward-hands raising the roof)
Bring It Back	DTS RS RS RS (backward-hands down, palms facing back)
STOP	Put Right Hand Out Front in the STOP Position

******** ******** ******** ******** ******** ******** ******** ******** ******** ******** ********

Save A Horse
Matt Sexton
Intermediate

CD: Horse of A Different Color By Big and Rich – Warner Bros. 48520-2
Choreo: **Matt Sexton, CCI** Music: Rockin'Country Speed: Moderate
1200 Kennesaw Drive, Johnson City, TN 37615
Phone: 423-282-5065 - e-mail: DancExpCloggers@aol.com
Sequence: Wait 32 Beats – A – B – A – Instrumental – C – B - End

Part A(32 Beats)
Basic Bounce L Ds S S(turn ½ R) Ds S S S Ds R
Dt Up Right R R To(if) To(ots) Ds R Dt Up R Dt Up R Ds Ds S
Triple Right(½ R)

Repeat to Face Front

Part B(40 Beats)
Basic Pull L Ds S Pull S(grab your reigns) S S S S
Ride It R R Hl R R R R (rocking in front w/lasso above head)

2 Basics L R Ds S(angling L) Ds R
Triple R R Ds S(angling R) R Ds Ds S(1/2 turn R on Triple)

Repeat to Face Front

2 Step Tch L S(xif) To(ots) To To To To(Turn ¼ R on each of the 4 touches)
Push It R To(ots) S(xif)

Instrumental(32 Beats)
Cowboy L Ds Ds R R R Ds R R Ds S S
Fancy Double R Ds Br Up Ds S S S Ds S S R R Ba-Slide(Turn ½ L on Fancy)
Mountain Goat

Repeat to Face Front

Part C(64 Beats)
Synco Stomps L Ds Sta Up S Ds R Dt H Up S S(bend)
Lotta Heels R Sta Up S Sto Ds S H H T(xif) H S Straighten Clap
2 Steps
Straigten and Clap

*Turn ¾ R on Synco Stomps and Repeat 4 Times to Face Front

End(16 Beats)
2 Step Tch
Push It
Repeat to End

Signed, Sealed, Delivered By Stevie Wonder

Choreography by Gary Larsen — Way Easy Intermediate

Hold 16 counts before starting

A

Repeat 2 times total (front and back)

&	1	2	3	4	5	6	&	7	&	8
Hop	**Heel**	**Step**	**DS**	**R S**	**DS**	**DS**	**Rock**	**Step**	**Rock**	**Step**
Lt	Right	Lt	Rt	L R	Lt	Rt	L	R	L	R
---to the Right diagonal---							XIF		XIB	

Repeat with opposite footwork and direction

&	1	&	2	&a	3	&	4	5	6	7
Hop	**Heel**	**Step**	**Step**	**Dbl**	**both**	**Jump (click)**	**both**	**Sign**	**Clap**	**Snap**
Rt	--Right--		Lt	Right	Down	Up	Down	Hands-->		Rt Fingers
Forward			Apart	Together			Apart	Lt Hand		L/R up high

1	2	3	& 4	5	6	& 7	& 8	(Repeat same
DS	**R S**	**DS**	**R S**	**DS**	**DS**	**R S**	**R S**	footwork
Lt	R L	Right	L R	Left	Right	L R	L R	facing the back)
--Turn Lt ¼ --		--Turn Rt ½ --		--Turn ¾ left to face the back--				

Repeat all of A facing the back

B

Repeat 2 times total (front and back)

1	&	2	3	&	4	5	&	6	7	8
DS	**Kick**	**Step**	**DS**	**Kick**	**Step**	**DS**	**Kick**	**Step**	**DS**	**R S**
Lt	Right	Right	Lt	Right	Rt	Lt	Right	Right	Left	R L
Moving to the Left diagonal the whole time---------->										

1	2	3	& 4	5	6	& 7	& 8	(Repeat same
Heel	**Step**	**DS**	**R S**	**DS**	**DS**	**R S**	**R S**	footwork
Rt	Left	Rt	L R	Left	Right	L R	L R	facing the back)
--Turn ½ Right--								

C

1	&	2	&	3	&	4	5	6	7	8
DS	**Heel**	**Chug**	**Heel**	**Chug**	**Heel**	**Chug**	**DS**	**R S**	**DS**	**R S**
Lt	Rt	Left	Rt	Left	Rt	Left	Rt	L R	Lt	R L
Moving Right ---------->							In place with claps			

Repeat opposite footwork and direction

Sequence

Wait 16cts. – A – B – C – A – B – C – B – C (Fade Out)

Larger Than Life

By Backstreet Boys Album -- AMillennium@ Track #1

--Intermediate-- Choreography by Gary Larsen

Hold 16 counts

Intro

1	&	2	3	4	5	6	7	8
Stomp	**Dbl**	**Chug**	**DS**	**RS**	**DS**	**RS**	**DS**	**RS**
Lt	Rt	Lt	Rt	LR	Lt	RL	Rt	LR

A

Repeat 2 times total

1	&	2	&	3	&	4	5	6	&	7	&	8
Step	**Heel**	**Step**	**Step**	**Stomp**	**Clap**	**Clap**	**Kick**	**Step**	**Step**	**Heel-drop**		**Stamp**
Lt	Rt	Lt	Rt	Lt	--Hands--		Rt	Rt	Lt	Rt		Lt
	OTS	Facing left					OTS	--moving fwd left diagonal--				

&	1	&	2	3	4	5	6	7	8	
Hop	**Step**	**Slide-step**		**DS**	**DS**	**DS**	**RS**	**DS**	**RS**	(Repeat facing the back
Rt	Lt	--Right foot--		Lt	Rt	Lt	RL	Rt	LR	with the same footwork)
--moving back left diagonal--						---Turning 2 left---				

B

Do one time (no repeat)

1	&	2	&	3	&	4	&	5	&	6	7	&	8
DS	**Kick**	**Step**	**Kick**	**Step**	**Kick**	**Touch**	**Jump**	**Up**	**Land**	**Chug**	**DS**	**Heel**	**Lift**
Lt	Rt	Rt	Lt	Lt	Rt	Rt	Both	in the air	Both RXIF	Rt OTS	Lt XIF	Lt Forward	Lt

1	2	3	4	5	6	&	7	&	8
DS	**R S**	**DS**	**R S**	**DS**	**DS**	**Run**	**Run**	**Run**	**Run**
Lt	R L	Rt	L R	Lt	Rt	Lt	Rt	Lt	Rt
XIB		XIB				High knees----------			

C

Repeat twice (front and back)

1	2	&	3	&	4	&	5	6	&	7	8
Stomp	**DS**	**Kick**	**Step**	**Kick**	**Step**	**Step**	**Step**	**Flick**	**Step**	**Step**	**Flick**
Lt	Rt	--Left foot--		--Right foot--		Lt	Rt	Left	Lt	Rt	Left
		Opposite hand and foot fwd					OTS	XIB		OTS	circle

1	2	&	3	4	&	5	6	&	7	&	8	
Stomp	**DS**	**Step**	**Stomp**	**DS**	**Step**	**Stomp**	**DS**	**Step**	**Step**	**Rock**	**Step**	(Repeat facing
Lt	Rt	Lt	Rt	Lt	Rt	Lt	Rt	Lt	Rt	Lt	Rt	the back)
	XIB		OTS	XIB		OTS	XIB					

--------Turning 2 Left during this step----------

Sequence

Wait 16 counts – I – I – ABC – I – ABC – I – I – Break – AC – AC +2nd half of C



Presented By: Budweiser

September 24 – 12:00 p.m. – 8:30 p.m.
September 25 - 8:30 a.m. – 8:30 p.m.

Activities

- *Crafts on the creek*
- *Live Entertainment (John Love, Wil Gravatt Band, County Farm & More)*
- *Kid Rides & Activities*
- *Antique Tractor Show*
- *BBQ Vendors, Funnel Cakes, Ribs, Frozen Drinks & more*

Located at the Maggie Valley Festival Grounds
(Located between Comfort Inn and Cabbage Rose)
Hwy 19 Soco Rd

Shuttle Service will be provided FREE of charge!!!
Admission Price: $5.00 (12 and Over)
Free (Under 12)
$2.00 (Senior Citizen Rate) FRIDAY ONLY

For more information call 828.926.1686 or www.maggievalley.org

Sponsors: Haywood Regional Medical Center, Progress Energy, Haywood Tractor, Carolina First, Budweiser,

Contact Info: Maggie Valley Chamber of Commerce 828.926.1686





2003 Fontana Staff and Special Guests
(Left to Right) Dewey and Bobbie Paul, Bill Nichols, Jeff Driggs, Naomi Fleetwood-Pyle, Chip Summey, Scotty Bilz, Tandy Barrett, and Boo Ruch



LEAN ON ME
Naomi, Boo, Chip and Tandy join in a Bill Nichols led
Sit Down Square Dance during the Saturday Night Fun Dance.



IT'S SCOTTY BILZ!
Fontana Favorite Scotty Bilz teaches a workshop.



FRONT PORCH FORUM

Dewey Paul Talks about the original Smokey Mountain Clogging Jamboree during the front porch forum. That's Bill Nichols playing the dulcimer!



BLUEGRASS RULES!

Andrew Williams of Utah (left) joined the Grass Stains bluegrass band from West Virginia featuring Jeff Driggs oldest brother Bill Bagby on banjo during the bluegrass concert Saturday evening.

Special Thanks to Anna Wells of Virginia for some of the pics from 2003.

HillBilly Edukashun

Benign.....What you be after you be eight.
Bacteria.....Back door to cafeteria.
Barium.....What doctors do when patients die.
Cesarean Section.....A neighborhood in Rome.
Catscan.....Searching for Kitty.
Cauterize.....Made eye contact with her.
Colic.....A sheep dog.
Coma.....A punctuation mark.
D&C.....Where Washington is.
Dilate.....To live long.
Enema.....Not a friend.
Fester.....Quicker than someone else.
Fibula.....A small lie.
G.I.Series.....World Series of military baseball.
Hangnail.....What you hang your coat on.
Impotent.....Distinguished, well known.
Labor Pain.....Getting hurt at work.
Medical Staff.....A Doctor's cane.
Morbid.....A higher offer than I bid.
Nitrates.....Cheaper than day rates.
Node.....I knew it.
Outpatient.....A person who has fainted.
Pap Smear.....A fatherhood test.
Pelvis.....Second cousin to Elvis.
Post Operative.....A letter carrier.
Recovery Room.....Place to do upholstery.
Rectum.....Damn near killed him.
Secretion.....Hiding something
Seizure.....Roman emperor.
Tablet.....A small table.
Terminal Illness.....Getting sick at the airport.
Tumor.....More than one.
Urine.....Opposite of mine.
Varicose.....Near by/close by

Tips For HillBillys

IN GENERAL

1. Never take BEER to a job interview.
2. Always identify people in your yard before shooting at them.
3. It's considered tacky to take a cooler to church.
4. If you have to vacuum the bed, it is time to change the sheets.
5. Even if you're certain that you are included in the will, it is still considered tacky to drive a U-Haul to the funeral home.

DINING OUT

1. When decanting wine, make sure that you tilt the paper cup, and pour slowly so as not to "bruise" the fruit of the vine.
2. If drinking directly from the bottle, always hold it with your fingers covering the label.

ENTERTAINING IN YOUR HOME

1. A centerpiece for the table should never be anything prepared by a taxidermist.
2. Do not allow the dog to eat at the table...no matter how good his manners are.

PERSONAL HYGIENE

1. While ears need to be cleaned regularly, this is a job that should be done in private using one's OWN truck keys.
2. Proper use of toiletries can forestall bathing for several days. However, if you live alone, deodorant is a waste of good money.
3. Dirt and grease under the fingernails is a social no-no, as they tend to detract from a woman's jewelry and alter the taste of her finger foods.

DATING (Outside the family)

1. Always offer to bait your date's hook, especially on the first date.
2. Establish with her parents what time she is expected back. Some will say 10:00 PM; Others might say "Monday." If the latter is the answer, it is the man's responsibility to get her to school on time.

THEATRE ETIQUETTE

1. Crying babies should be taken to the lobby and picked up immediately after the movie has ended.
2. Refrain from talking to characters on the screen. Tests have proven they can't hear you.

WEDDINGS

1. Livestock is a usually a poor choice for a wedding gift.
2. Kissing the bride for more than 5 seconds may get you shot.
3. For the groom, at least, rent a tux. A leisure suit with a cummerbund and clean bowling shirt can create a tacky appearance; though uncomfortable, say "yes" to socks and shoes for this special occasion.

DRIVING ETIQUETTE

1. Dim your headlights for approaching vehicles; Even if the gun is loaded, and the deer is in sight.
2. When approaching a four-way stop, the vehicle with the largest tires always has the right of way.
3. Never tow another car using panty hose and duct tape.
4. When sending your wife down the road with a gas can, it is impolite to ask her to bring back more BEER.
5. Do not "burn rubber" while traveling in a funeral procession

Hillbilly Komputer Wurds

Keyboard
Place to hang your truck keys.
Window
Place in the truck to hang your guns.
Floppy
When you run out of Polygrip.
Modem
How you got rid of your dandelions.
ROM
Delicious when you mix it with coca cola.
Byte
First word in a kiss-off phrase.
Reboot
What you do when the first pair gets covered with barnyard stuff.
Network
Activity meant to provide bait for your trot line.
Mouse
Fuzzy, soft thing you stuff in your beer bottle in order to get a free case.
LAN
To borrow as in, "Hey Delbert! LAN me yore truck."
Cursor
What some guys do when they are mad at their wife and/or girlfriend.
Bit
A wager as in, "I bit you can't spit that watermelon seed across the porch longways."
Packet
What you do to a suitcase or Wal-Mart bag before a trip.

Are You A Hillbilly ?

Take This Quiz and Find Out!

1. Your richest relative buys a new house, and you have to help take the wheels off of it.
2. You've ever been blacklisted from a bowling alley.
3. You've ever done your Christmas shopping at a truck stop.
4. There is a stuffed 'possum anywhere in your home.
5. Do you consider a 6-pack of beer and a bug-zapper quality entertainment?
6. Your lifetime goal is to own your own fireworks stand.
7. Someone asks to see your I.D. and you show them your belt buckle.
8. You grow your sideburns longer and fuller because it looks so good on your sister.
9. The U.F.O Hotline limits you to one call per day.
10. You know how many bales of hay your car can hold.
11. You've ever used a Weed Eater indoors.
12. Hail hits your house and you have to take it to the body shop for an estimate.
13. Jack Daniels makes your list of most admired people.
14. Your family tree doesn't fork...
15. You see no need to stop at rest stops because you have an empty milk jug in the car.
16. Thanksgiving dinner was ruined because you ran out of ketchup.
17. Your watchband is wider than any book you have ever read.
18. You view duct tape as a long-term investment.
19. Red Man Chewing Tobacco sends you a Christmas card.
20. After the prom you drove the truck while your date hit road signs with beer bottles.
21. You've ever been fired from a construction job due to your appearance.
22. You think beef jerky and Moon Pies are two of the major food groups.
23. You've ever cleaned a fish in your living room.
24. You've ever had to haul a can of paint to the top of a water tower to defend your sister's honor.
25. You actually know which leaves make the best substitute for toilet paper.

Hillbilly Wisdom

- Never slap a man who's chewin' tobacco.
- Good judgment comes from experience, and a lot of that comes from bad judgment.
- Lettin' the cat outta the bag is a whole lot easier 'n puttin' it back in.
- If you're ridin' ahead of the herd, take a look back every now and then to make sure it's still there.
- If you get to thinkin' you're a person of some influence, try orderin' somebody else's dog around.
- Never kick a cow chip on a hot day.
- There's two theories to arguin' with a woman. Neither one works.
- If you find yourself in a hole, the first thing to do is stop diggin'.
- Don't squat with your spurs on.
- It don't take a genius to spot a goat in a flock of sheep.
- Always drink upstream from the herd.
- Never miss a good chance to shut up.
- There are three kinds of people: The ones that learn by reading, The few who learn by observation, and the rest of them who have to touch the fire to see for themselves if it's really hot.

You Might Be A Hillbilly If...

You think the last three words of the national anthem is 'start your engines.'
Fifth grade was the best six years of your life.
One of your kids was born on a pool table.
If you refer to the fifth grade as, "your senior year".
You think the stock market has fence around it.
You take a load to the dump and bring back more than you took.
You've ever been involved in a custody fight over a hunting dog.

Your grandfather died and left everything to his widow... but she can't touch it 'til she's fourteen.
The figurines on top your wedding cake were wearing overalls.
Your favorite restaurant has a sawdust floor.
You've ever burped and killed a fly.
There were dogs in the church on your wedding day.
You're saving up to gravel your driveway.
You've ever bought a used cap.
You turn the sprinkler on and tell the kids it's a water park.
You've ever had to have a wrecker pull your car out of a pothole in your driveway.
Your wedding cake was made by Sarah Lee.
You've ever had a dream about beef jerky.
Winn-Dixie catered your wedding.
Your not actually able to read the Richard Petty Story, but you sure like to look at the pictures.
You've ever tried to pass an entire funeral procession.
Your driving a vehicle with no original body parts.
In preparation for a romantic evening, you stop by the grocery store for a bottle of Mr. Bubble.
The fireworks stand gives you a volume discount.
Your wife has a beer belly and you find it attractive.
Your house doesn't have curtains, but your truck does.
You have started a petition to change the National Anthem to "Georgia on My Mind".
You call your boss "Buddy", on a regular basis.
You consider your license plate personalized because your dad made it in prison.
You have been fired from a construction job because of your appearance. (Is that a bad mental image or what?)
You need one more hole punched in your card to get a freebie at the House of Tattoos.
You need an estimate from your barber before you get a haircut.
The biggest fashion risk you take is which plaid you'll wear to the 4-H Fair.
You have flowers planted in a bathroom appliance in your front yard.
Someone in your family says "Cum'n heer an' lookit this afore I flush it."
Your wife weighs more then your refrigerator.
You move your refrigerator and the grass underneath it has turned yellow.
You mow your lawn and find a car.
You can spit without opening your mouth.
Going to the bathroom in the middle of the night involves putting on shoes and a jacket and grabbing a flashlight.
You go Christmas shopping for your mom, sister, and girlfriend, and you only need to buy one gift.
You are still holding on to Confederate money because you think the South will rise again.
You consider pork and beans to be a gourmet food.
You can amuse yourself for more than an hour with a fly swatter
You have to go down to the creek to take a bath.
You participate in the "who can spit tobacco the farthest contest".
You roll you hair with soup cans and wash it once a year.
You've never paid for a haircut.
You consider a three piece suit to be: a pair of overalls, a plaid flannel shirt and thermal underwear.
You think the Mountain Men in Deliverance were just "misunderstood".
You've ever made change in the offering plate.
The fifth grade is referred to as "your senior year."
You consider a good tan to be the back of of your neck and the left arm below the shirt sleeve.
You own at least 20 baseball hats.
You think a 'cursor' is someone who swears a lot.
You know of at least six different ways to bend the bill of a baseball hat.
You can change the oil in your truck without ducking your head.
When you run out of gas, you put gin in the gas tank.
Your screen door has no screen.

"HillBilly Lingo"

Exclamations:
"Well knock me down and steal muh teeth!"
"Well, butter my butt and call me a biscuit."
"Ahm fixin ta do that"
Threats:
"I'll slap you so hard, when you wake up, your clothes will be outta style."
"This'll jar your preserves."
"Don't you be makin' me open a can o' whoop-ass on ya!"
Compliments:
"Cute as a sack full of puppies."
"If things get any better, I may have to hire someone to help me enjoy it."
"Gooder than grits."
The Weather:
"It's so dry, the trees are bribing the dogs."
"It's been hotter'n a goat's butt in a pepper patch."
Wintery roads are said to be "slicker than otter snot."
Descriptions:
A bothersome person is "like a booger that you can't thump off."
When something is bad then you say, "that ain't no count."
If something is hard to do, it's "like trying to herd cats."
"He ran like his feet was on fire and his butt was catchin."
Insults:
"She's uglier than homemade soap."
"Your momma's so fat, when she stepped up on the scale to be weighed, it said 'To be continued'."
"He fell out of the ugly tree and hit every branch on the way down."
"Uglier than a lard bucket full of armpits."
"The wheels still turning, but the hamsters dead."
Any insulting statement is always followed by "bless his/her heart." like: "She's dumber than a door knob, bless her heart."