The 4th Annual

MEMORIAL DAY DANCE SPECTACULAR

Clogging & Country Western Dance Workshops & the Midwest Clogging Championships

Columbus, Ohio



1995 Syllabus

"Under the Big Top"

Welcome dancers!

Thank you for coming to the 4th Annual Memorial Day Dance Spectacular at the beautiful Columbus Marriott North. We hope you'll enjoy the many fun experiences that await you in our dance halls and in this beautiful city. We've put together a great program with lots of brand new dances from some of the nation's top instructors.

We'd like to welcome all of the country western dancers that are joining us for the first time this year. We're proud to offer a full day of instruction in line and couple dancing with great local and regional instructors. Be sure to join us at the Midway and the Fun Dance on Saturday night for some great music and exhibitions, and then get ready for the big Country Western After Party!

Sunday's Midwest Clogging Championships will feature many of the nation's top competitive clogging teams in a variety of categories - from traditional hoe-down to show-stopping production numbers! Your workshop ribbon givesyou free admittance to see this incredible display of clogging talent.

We want to make sure that the Memorial Day Dance Spectacular is a fun and rewarding learning experience for you and your fellow dancers. Be sure to let us know if there is anything we can to make the weekend more enjoyable. We appreciate your support and hope you'll make plans now to join us again for the 1996 Memorial Day Dance Spectacular.

Sincerely,

Sallie Adkins, Tandy Barrett, Charlie Burns, Jeff Driggs & Steve Smith
The Memorial Day Dance Spectacular Coordinators

City of Columbus
Mayor Gregory S. Lashutka

Office of the Mayor

City Hall
Columbus, Ohio 43215-9014
614/645-7671
FAX 614/645-8955

May, 1995

GREETINGS:

On behalf of the people of Columbus, I am delighted to welcome you to our state capital and Ohio's largest city. Columbus is a growing, vibrant city known for its dynamic business climate, friendly neighborhoods, and modern, efficient government. Each year, an increasing number of visitors from around the world come to our city to meet, compete, trade, and enjoy what Columbus has to offer.

We are pleased to host the Memorial Day Dance Spectacular May 26-28.

While you are in Columbus, we invite you to explore the many things we love about our community: the world famous Columbus Zoo, the Santa Maria ship on the Riverfront, the Center of Science and Industry (COSI), Franklin Park Conservatory, The Ohio State University, the fantastic shopping, and the vibrant nightlife in places like the Short North, German Village, the Brewery District, and dozens of friendly spots in every Columbus neighborhood.

There's so much to discover in Columbus. But what we hope you'll find most of all is our generous hospitality and special quality of life that brings visitors back, and leads more and more people to make Columbus their home.

Best wishes for a successful event.

Sincerely,

Gregory S. Lashutka
Mayor

The City of Columbus is an Equal Opportunity Employer

TABLE OF CONTENTS

(Dances are listed alphabetically)

Page Description/Dance	Instructuctor	Level	Music	Dance Type	Time	Hall	Page
Welcome Letter							2
Mayor's Welcome							3
Table of Contents							4
Schedule of Events							5
Teaching Schedule							6
Map of Marriott							7
Staff Listing							8
Ain't Goin' Down 'Til the Sun	Atticus Sumner	Adv	Country	Clog Line	10:40	Hall C	9, 10
Bad Dog, No Biscuit	Sally Adkins	Easy	Country	Clog Line	4:15	Hall A	11
Blue Rose	Bob & Kathy Hassell	E/Int	Country	CW Couples	9:50	Hall D	12
Cherokee Kick	Lee Adams	E/Int	Country	CW Line	10:40	Hall D	13
Competition Steps	Brent Montgomery	Adv		Steps	1:45	Hall B	14
Cotton Eye Joe	Jeff Driggs	Int	Country	Clog Line	10:40	Hall A	15
Country Boy	Bob & Kathy Hassell	E/Int	Country	CW Line	2:35	Hall D	16
Dance Ranch Romp	Lee Adams	E/Int	Country	CW Line	9:00	Hall D	17
Doodle	Tandy Barrett	Easy	Country	CW Line			18
El Paso Cha-Cha	Bob & Kathy Hassell	E/Int	Country	CW Line	9:50	Hall D	19
Flatfoot Steps I - Basic Steps	Steve Smith	E/Int	Traditional	Steps	10:40	Hall B	20
Four Corners	Lee Adams	E/Int	Country	CW Line	3:25	Hall D	21
Gonna Get A Life	Charlie Burns	Int	Country	Clog Line	9:50	Hall C	22
Hacksaw	Jeff Driggs	Int	Traditional	Team Dance	9:00	Hall B	23
Honky Tonk Twist	Lee Adams	E/Int	Country	CW Line	10:40	Hall D	24
I Just Can't Wait To Be King	Atticus Sumner	E/Int	Pop	Clog Line	2:35	Hall A	25, 26
I'm In Love With You	Brent Montgomery	Adv	Pop	Clog Line	9:00	Hall C	27
I'm Ridin' Alone	Steve Smith	Easy	Country	Multi-Circle	1:45	Hall A	28
Indian Runner	Lee Adams	E/Int	Country	CW Line	3:25	Hall D	29
Just Another Night	Jeff Driggs	Adv	Pop	Clog Line	3:25	Hall C	30, 31
Keepin' It Country	Sally Adkins	E/Int	Country	Clog Line	2:35	Hall C	32
Kicker Hustle	Bob & Kathy Hassell	Easy	Country	CW Line			33
Let's Get Back to Me & You	Brent Montgomery	Int	Country	Clog Line	11:30	Hall A	34
Long Legged Hannah	Lee Adams	E/Int	Country	CW Line	9:00	Hall D	35
Okie Stomp	Bob & Kathy Hassell	E/Int	Country	CW Couples	2:35	Hall D	36
Redbird	Steve Smith	Int	Traditional	Interactive	4:15	Hall C	37
Redneck	Tandy Barrett	Int	Country	CW Line			38
Rockin' The Rock	Charlie Burns	E/Int	Country	Clog Line	3:25	Hall A	39
Runaway	Tandy Barrett	Int	Pop	Clog Line	9:50	Hall A	40,41
Sold	Steve Smith	Int	Country	Clog Line	9:00	Hall A	42
Sold	Jeff Driggs	Int+	Country	Clog Line	1:45	Hall C	43
Summertime Blues	Atticus Sumner	E/Int	Country	Clog Line	11:30	Hall B	44, 45
Third Rock From The Sun	Tandy Barrett	Easy	Country	Clog Line	11:30	Hall C	46
This Time	Charlie Burns	Int	Country	Clog Line	4:15	Hall B	47
Wooden Nickel	Bob & Kathy Hassell	Int	Country	CW Couples	11:30	Hall D	48
Workin' Man Blues	Sally Adkins	E/Int	Country	Clog Line	9:50	Hall B	49
You Gotta Be My Baby	Tandy Barrett	Easy	Country	Clog Line			50

4th Annual
MEMORIAL DAY DANCE SPECTACULAR

Weekend Schedule

FRIDAY EVENING:

What: Welcome Fun Dance
Where: Hall A (Intermediate Ballroom)
Time: Doors will open at 7:00
Dance starts at 7:30

SATURDAY DAY:

Clogging Workshop: 9:00am-4:30pm
Country Dance Workshops: 9:00am-4:30pm

SATURDAY EVENING:

What: Midway and "Steppin' out" Fun Dance
Time: The Midway opens at **7:00** with carnival games & prizes!
Buy some cotton candy, see the clowns and circus performers!

The Fun Dance starts at **7:30** with plenty of requests, easy teaches, country dancin' and more!
Buy a "laser noodle" and join in on the lights-out dance!

AFTER PARTY:

Time: 10:30pm-12:30am
What: Hall B will be transformed into our own "White Horse Cafe."
Cash bars and snacks will be available.

The pool will stay open until midnite and pizza can be ordered at the hotel for those who want to "after party" by poolside!

SUNDAY:

What: Full-scale clogging competition!
Time: 8:00am--Registration
8:45am--Director's meeting
9:00am--Competition in Hall B
Order: *(Novice, Open, Precision, Show, Hoe-down, Solo freestyle, Traditional solo, A Cappella)*

1995 MEMORIAL DAY DANCE SPECTACULAR

Schedule of Events for Saturday May 27

TIME	CLOGGING HALL A Grand Ballroom	CLOGGING HALL B Grand Ballroom	CLOGGING HALL C Buckeye Room	COUNTRY WESTERN HALL D Salons E & F
9:00	"Sold" STEVE (Int)	"Hacksaw" JEFF (Int Team Dance)	"I'm In Love With You" BRENT (Adv)	"Dance Ranch Romp" "Long Legged Hannah" LEE
9:50	"Runaway" TANDY (Int)	"Workin' Man Blues" SALLY (Easy Int)	"Gonna Get a Life" CHARLIE (Easy Int)	"Blue Rose" (Couples Dance) "El Paso Cha-Cha" (Couples Dance) BOB & KATHY
10:40	"Cotton-Eyed Joe" JEFF (Int)	Flatfootin' Basics STEVE (Int)	"Ain't Goin' Down 'til the Sun Comes Up" ATTICUS (Adv)	"Cherokee Kick" "Honky Tonk Twist" LEE
11:30	"Let's Get Back to Me & You" BRENT (Int)	"Summertime Blues" ATTICUS (Easy Int)	"Third Rock From the Sun" TANDY (Easy)	"Wooden Nickel" BOB & KATHY
12:15 - 1:45	***** LUNCH *****			
1:45	"I'm Ridin' Alone" STEVE (Easy)	Steps for Competition BRENT (Adv)	"Sold" JEFF (Int Plus)	"T-Time" "Walkin' Waltz" LEE
2:35	"I Just Can't Wait To Be King" ATTICUS (Easy Int)	Complete 4-Couple Precision Routine	"Keepin' It Country" SALLY (Easy Int)	"Okie Stomp" (Couples/Line) "Country Boy" BOB & KATHY
3:25	"Rockin' The Rock" CHARLIE (Easy Int)	TANDY (Int)	"Just Another Night" JEFF (Adv w/ Interaction)	"Indian Runner" "Four Corners" LEE
4:15	"Bad Dog, No Biscuit" SALLY (Easy)	"This Time" CHARLIE (Int)	"Redbird" STEVE (Int)	Two Step & Turns BOB & KATHY
5:00 - 7:00	***** DINNER BREAK *****			
7:00	***Come play carnival games at the MIDWAY!***			
7:30 - 10:30	 **DANCE! DANCE! DANCE!**			
10:30 - 12:30	**Country Dance After Party in the BUCKEYE ROOM!** 			

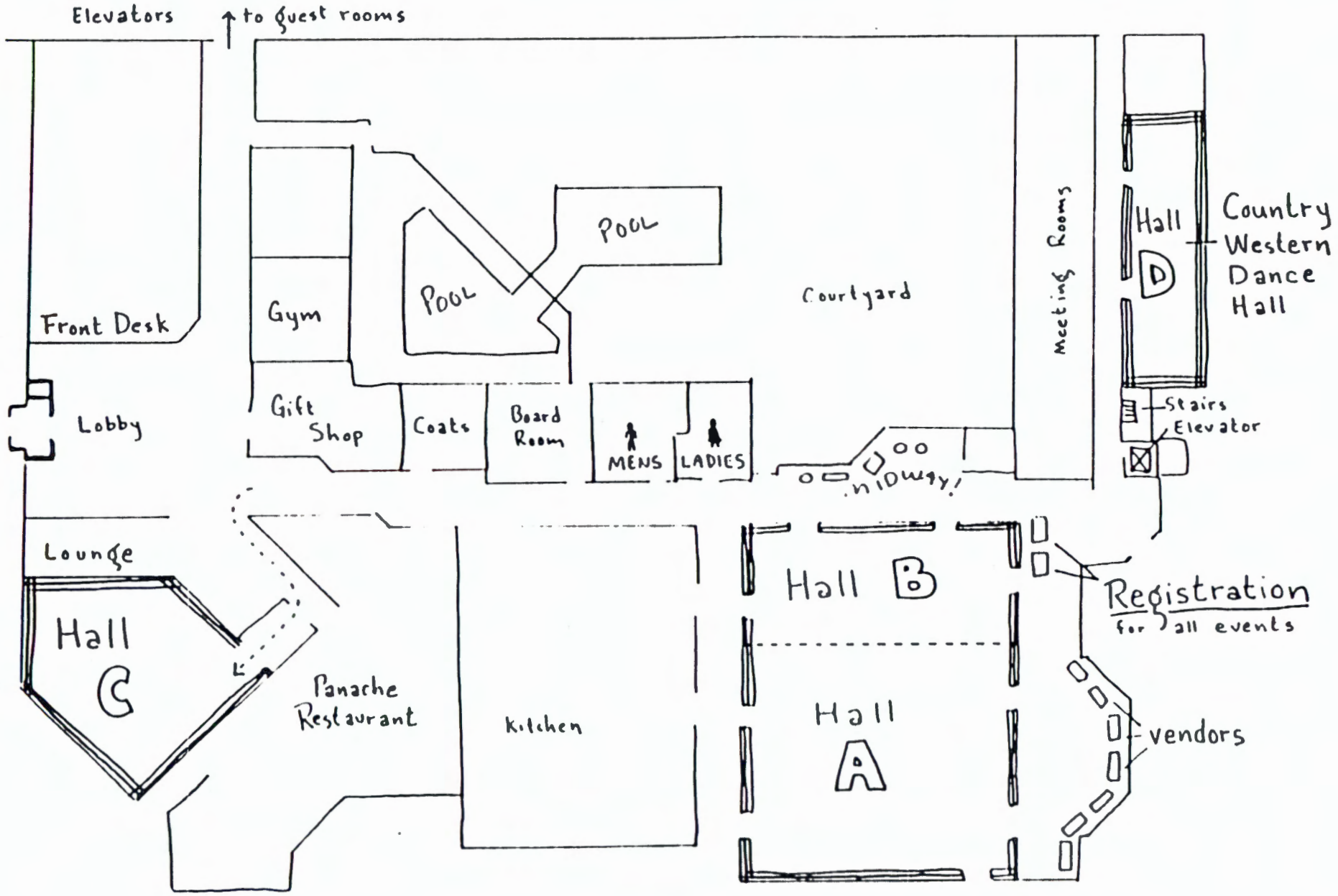
Elevators
to guest rooms
Front Desk
Lobby
Gym
Pool
Pool
Courtyard
Meeting Rooms
Hall D
Country Western Dance Hall
Stairs
Elevator
Gift Shop
Coats
Board Room
MENS
LADIES
Midway
Lounge
Hall C
Panache Restaurant
Kitchen
Hall B
Hall A
Registration for all events
vendors

1995 MEMORIAL DAY DANCE SPECTACULAR STAFF

Lee Adams
2866 Alkire Road
Grove City, Ohio
(614)871-4394

Sallie Adkins
Heritage Clogging Supply
4354 Charlotte Road
Columbus, Ohio
(614)491-0149

Tandy Barrett
989 Mill Bend Road
Lawrenceville, Georgia 30244
(404)979-8585

Charlie Burns
38 Amanda Drive
London, Kentucky 40741-8341
(606)878-0798

Jeff Driggs
29A Lake Chaweva
Cross Lanes, West Virginia 25313
(304)776-5233

Bob & Kathy Hassell
41 Madison
Mt. Clemons, Michigan 48043
(313)463-6663

Brent Montgomery
The Ultimate Dance Force
4967 Dixie Highway
Franklin, Ohio 45005
(513)424-4499

Steve Smith
3363 Ironworks
Georgetown, Kentucky 40324
(502)863-6667

Atticus Sumner
2537 Carson Highway
Adrian, Michigan 49221
(517)263-8022

AIN'T GOIN DOWN TILL THE SUN COMES UP

ARTIST:GARTH BROOKS

ADVANCED

CHOREO:ATTICUS

INTRO-32 BEATS

PART A

KICK BOUNCE

DS KICK BALL(XIF)/BALL B(XIF)/B S
L R R L R L R
1 & 2 & 3

KICK B(XIF)/B B(XIF)/B S/KICK B(XIF)/B KICK
L L R L R L R R L L
& 4 & 5 & 6

B(XIF)/B KICK B(XIF)/B B(XIF)/B S
L R R R L R L R
& 7 & 8 &

PULL BACK TURN

S(IB) PULL STEP(B) B(TURN 1/2 LT.) S(OIF) PULL
L R L R

S(B) B B(PIVOT 1/2 RT.) S DS DS
L R L R L R

SYNCOPATED LATIN STEP

DS STOMP(XIF) B B STOMP(XIF) B B STOMP(XIF)
L R L R L R L R
1 & 2 & 3 & 4 &

B B STOMP STOMP B B STOMP STOMP
L R L R L R L R
5 & 6 & 7 & 8 &

PART B

ANKLE ROLLS (FORWARD)

STEP(XIF)/FLANGE ST/FL ST/FL
L R R L L R

ST(XIF)/FL ST/FL ST/FL
R L L R R L

FANCY DOUBLE

DS DS RS RS
L R LR LR

ANKLE ROLLS (BACK)

SAME AS ABOVE EXCEPT CROSS STEP IN BACK OF OTHER FOOT

DOUBLE BASIC

DS DS RS
L R LR

GOIN DOWN

DS DT DT B/B H(OTS)/B S(SPIN 360 RT.) S
L R R LR L R L R
1 & a 2 & 3 & 4

PART C

DOUBLE STOMP VINE STOMP DS(XIF) S DS(XIB) S DS(XIF) S DS(XIB)
RUN & PULL L R L R L R L R

S RS PAUSE B B(XIB) B(UX) B(XIF) S PULL
L RL R L R L R L

S(BEND KNEES) KICK(1/4 RT.)
BOTH R

3/4
SKIP ALONG S(1/2 RT) SCOOT S SCOOT S SCOOT S(APART)-TURN 3/4 RT.
R R L L R R BOTH

SLAP TURN BOUNCE BOUNCE S/SLAP(TURN 1/2 LT.) BOUNCE
BOTH BOTH L R BOTH
1 & 2 &

S/SLAP(TURN 1/2 LT.) BOUNCE S/SLAP(TURN 1/2 LT.) S(APART)
R L BOTH L R BOTH
3 & 4 &

STOMP DS DS RS
R L R LR
5 &6 &7 &8

PART D
4 HEEL BOUNCE H/B B/B H/B B/B H/B B/B H/B B/B
L R L R L R L R LR RL RL RL
[TURN 1/4 LT. ON FIRST HEEL]

BREAK
2 STEP ROCK STEP S(XIB) R(OIF) S(IB) S(XIB) R(OIF) S(IB)
L R L R L R

BREAK II
TURN TO BACK 1/2 LT WHEN MUSIC STARTS AGAIN KEEP BEAT WITH HEELS FOR 8 BEATS, TURN 1/2 LEFT TO FRONT WITH HEEL FOR ANOTHER 8 BEATS

SEQUENCE- INTRO A BREAK A 1/2 BREAK B C D C B BREAK C B
BREAK II D C* C* C* C*

*TURN 1/4 LT. ON LAST DOUBLE BASIC OF SLAP TURN STEP

BAD DOG, NO BISCUIT

ARTIST: DARON NORWOOD
CHORE: SALLIE ADKINS, 4354 CHARLOTTE RD. COLUMBUS, OH 43207
LEVEL: EASY LINE. WAIT 32 BEATS.
SEQUENCE: A B C, A B C, A B B B ENDING.

PART A:

2 BASICS- DSRS DSRS HEEL-TOE STEP(X1B) DSRS
TURKEY. L R L L R L

REPEAT ABOVE WITH OPPOSITE FOOT WORK.

2 DBL-UPS: DS DT-UP/H DS DT-UP/H (TURN 1/4 LEFT ON EACH).
L R L R L R
KARATE: DS KICK (PIVOT 1/2 LEFT)/H DS KICK/H
L R L R L R
2 FANCY- DS DS(X1F) DS(X1B) RS DS DS(X1F) DS(X1B) RS
TRIPLES: L R L RL R L R LR

PART B:

2 PUSH-OFFS: DS RS RS RS (MOVE LT) DS RS RS RS (MOVE RT)
L RL RL RL R LR LR LR
COWBOY- DS DS DS BR/SL(FWD) DS RS RS RS(ROLL 360 LEFT)
TURN: L R L R L R LR LR LR

REPEAT PUSH-OFFS.

PAUSE STOMP STOMP (SHAKE LEFT FINGER) SAY: "BAD DOG".
L L
STOMP STOMP (SHAKE RIGHT FINGER) SAY: "NO BISCUIT".
R R

PART C:

BECKY-VINE: DS DS(X1B) DS SLUR(IN FRONT)STEP
L R L R R
ROCKING- DS BR/H (TURN 1/4 LEFT) DS RS
CHAIR TURN: L R L R LR

REPEAT 3 MORE TIMES TO MAKE BOX.

ENDING:

REPEAT: STOMP STOMP "BAD DOG" STOMP STOMP " HOWL"
L L R R

Clear As A Bell!





"You'll Love The Sound"

- From Classical To Crazy
- Big Mellow Musical Tone
- Hand Finished, Highly Polished
- Patented Design For More Control
- No Rivets, Won't Harm Floors
- High Strength Alloy For Long Life
- Make A Better Presentation In Competition
- Used By Professionals And Competitors In America's Entertainment Capitals
- Ask For Them By Name

BELL TAPS

Bell Taps Manufacturing
Box 93, West Star Route
Two Harbors MN 55616
Phone: 1 (218) 834-4456

Thanks for coming to the



MEMORIAL DAY DANCE SPECTACULAR!

FANCZ FEET Dance & Band Wear ™

PO Box 518
Morristown, TN 37815-0518
800-844-2323





Catalog Available

BOOTS - Country Line(made for dancing), Majorette

SHOES - Clogging DANCEWEAR ...USA... The Real Clogging Shoes

PA w/variable speed cassette

- 10 Minute Cassettes
- Extension Speakers
- Bulk Cassette Eraser

SAMSON Microphones
- Handheld Wireless
- Headset Wireless



Used by Instructors and Choreographers at Opryland

VIDEOS
- Clogging, Country Line Dance
- Learn to Write Songs
- Learn to Play Musical Instruments

MISC.
- Taps: Buck Taps, Steven Stomper Taps
- Dolomite: Clogging & Country Line Dancing
- Custom Design Outfits and Complete Fitting
- Petticoats, Stretch Nylon Briefs, Sassy Pants
- Shimmer Tights (Nylons), Petticoat Bags
- Tailgater Signs, Pins - (I Love Clogging)





Perry's Place CLOGGING

Country-Western

RECORDS & SUPPLIES

Shipping Anywhere—Anytime

RECORDS - CD'S - TAPES
SHOES - DANCE BOOTS - TAPS - SHOE ANVILS
VARIABLE SPEED PHONO AMPS & CASSETTE PLAYERS
RECORD & CASSETTE CASES
SLEEVES & INDEX CARDS
BUCKLES & KEY CHAINS
T SHIRTS - PINS - FUN BARS - DANGLES
LICENSE PLATES & FRAMES
VIDEOS & SING-A-LONG TAPES
BOOKS - BUMPER STICKERS - SYLLABUS
SHOE CREAM - LACES - CLEANER - DYE
NON SKID PADS TO SAVE THE SOLE (SOUL?)
DIPLOMAS FOR THE GOOD GUYS!

ORDERS 800/882-3262

OVER 100,000 RECORDS IN STOCK FOR
CLOGGING, COUNTRY WESTERN, SQUARES, & ROUNDS
NEW, USED, CUT OUTS, COLLECTORS, OLDIES, CLASSICS
45'S, ALBUMS & 12" SINGLES
MANY HARD-TO-GET AVAILABLE + FREE SEARCH SERVICE

CALL OR SEND FOR INFORMATION

606/885-9440

1155 LEXINGTON ROAD
NICHOLASVILLE, KY 40356

FAX NUMBER

606/885-9235

COUNTRY CLUB CLOGGERS
BOBBY & KATHY HASSELL
DANCE DIRECTORS
(313) 463-6663
31 MADISON - MT. CLEMENS, MI 48043



The Blue Rose

(2) Jazz Box	ST(XIF) ST(IB) ST(IX) ST(TOG) R L R L
(2) Side Steps	ST SLIDE ST SCUFF (MOVING FORWARD DIAG. TO RIGHT, THEN LEFT) R L R L
(4) Shuffle	ST ST ST ST ST ST ST ST ST ST ST ST R L R L R L R L R L R L
(2) Vines	ST (TURN 1/4 RIGHT) ST(IB) ST TOUCH (MOVING FORW LINE OF DANCE) R L R L MAN DROPS LEFT HAND, WOMAN WILL BE FACING PARTNER' S BACK ST ST(IB) ST TOUCH (MOVING REVERSE LINE OF DANCE) L R L R
(3) Paddles	KEEPING LEFT FOOT IN PLACE, ST OUT TO SIDE, TURNING 1/4 LEFT. . . MAN DROPS RIGHT HAND, FOLLOWING PARTNER AROUND ON PADDLE TO FACE FRONT AND TO SIDE BY SIDE POSITION.

DANCE STARTS OVER

Cherokee Kick

Music: Seminole Wind by John Anderson

Taught by Lee Adams 4441 Drycott St Groveport Oh 43125 614-836-7955

Face In Circle Dance 32 Count

Heel Swivels:	Right - Center - Left - Center
Charleston Kicks:	Step Right - Kick Left Step Left - touch Right back Step Right - Kick Left Touch Right
Sway:	Step right - Touch Left beside Right Step Left - Touch Right beside Left
Vine turn Scoot:	Right - Left - Right 1/4 turn scoot 1/2 turn Step Left Scoot 1/2 turn step Right Scoot Walk - Left - Right - Scoot Scoot Step Left - Pull Right - Step Left - Scuff turn Right, Facing back into the circle

"THE ULTIMATE CHALLENGE STEP WORKSHOP"
CHOREO: BRENT MONTGOMERY/ULTIMATE DANCE FORCE

JAMMIN' SPOON STEP

DBL	DBL	B	T	H	R	S	S	H	HOP	BR	HOP	T	T	B	T	B	H	B	H	B	H	R	S	H	HOP		
L	R	R	L	R	L	R	L	R	L	R	L	R	R	R	L	L	R	R	L	L	R	R	L	R	L		

BR	HOP	T	HOP	H	HOP	BR	STEP	T	SL
R	L	R	L	R	L	R	R	L	R

"THE WHIP"

DS	H	H	T	T	R	S	DS	BO	H	H	S	DS	T	HOP	B	B	STEP
L	R	L	L	R	L	R	L	L&R	L&R	R	L	R	L	R	L	R	R

"RITA'S STEP"

DS	HOP	DBL	HOP	H	S	H	S	DR	S	S	S	S	H	HOP	BR	S	
L	L	R	L	L	L	R	R	L&R	R	L	R	L	R	L	R	R	

" A & B COMBO"

HOP	DBL	HOP	S	SL	S	S	DBL	HOP	T	T	B	B	H	H	S	R	S	HOP	DS	S					
L	R	L	R	L	R	L	R	L	RT	L	L	R	L	R	L	R	L	L	R	L					

"SYNC. HEEL SPIN"

HOP	DBL	HOP	SK	S	R	S	DBL	S	DBL	S	DBL	S	B	H	S	R	S
L	R	L	R	R	L	R	L	L	R	R	L	R	L	R	L	R	L

"PULLING THE HEELS"

DBL	DBL	T	DBL	T	HOP	DS	S	DRAG	R	S	S	T	HOP	B	B	S	
L	R	R	R	L	L	R	L&R	L&R	R	L	R	L	R	L	R	R	

NOTE* IF INTERESTED ASK ME ABOUT BURTON'S HOP OVER STEP.

COTTON EYE JOE

Intermediate Line Dance
Music: "Cotton Eye Joe" by Rednex (be sure to use the Radio version)
Choreography: Jeff Driggs, 29A Lake Chaweva, Cross Lanes, WV 25313

Wait 64 Beats, Left Foot Lead

INTRO

```
DS *H TCH S *H TCH S *H TCH S
L  R R   L  R R   L  R R   L
&2 & a   2  & a   3  & a   4
```

```
DS DS DS R S
R  L  R  L R
```

Repeat GALLOP & TRIPLE to face front (total 2 sets)

INTRO

Gallop
move forward

Triple
turn 1/2 right

Repeat

PART A

```
CHUG(XIF  CHUG OTS  DS R S CHUG XIF) CHUG OTS) DS R S
L         L         L  R L R         R         R  L R

S S(OTS) S S S(OTS  S S PIVOT-1/2-L S DS R S
L R      L R L      R L R           L R L R
& 1      2 & 3      4 & 5           6 &7 & 8
```

Repeat COTTON EYE JOE & PULL & TURN to face front

PART A

Cotton Eye Joe

Pull & Turn

Repeat

PART B

```
DS *H TCH S *H TCH S *H TCH S
L  R R   L  R R   L  R R   L
&2 & a   2  & a   3  & a   4
```

```
DS DS DS R S
R  L  R  L R
```

Repeat GALLOP & TRIPLE to face all four walls (total 4 sets)

PART B

Gallop
move forward

Triple
turn 3/4 right

Repeat

PART C

```
S TCH(OTS) S TCH(OTS) S TCH(OTS) S TCH(OTS)
L R        R L        L R        R L
& 1        & 2        & 3        & 4
```

```
HOP(to R) TCH(OTS) S/BUMP(R) HOP(to R) TCH(OTS) S/BUMP(R)
L         R        R         L         R        R
&         1        2         &         3        4
```

```
S S(XIF) PIVOT-1/2-L DR   SL   DR   SL
L R      BOTH        BOTH BOTH BOTH BOTH
& 1      2           &    3    &    4
```

```
DS DS R S R S
L  R  L R L R
```

Repeat TRAVOLTA, CROSS & TURN, and SHUFFLES to face front

PART C

Travolta
opposite hands
punch up in air

more Travolta
both hands to left
then pull to right

Cross & Turn,
2 Shuffles

Fancy Double

Repeat

SEQUENCE: INTRO-A-B-C-A-B-C-A-B-1/2B-1/2C-A-B-1/2A, THEN HANDS OUT AND SLOWLY UP

8th Annual

CAMP CLOG

CLOGGING WORKSHOP AND COMPETITION

at beautiful NATURAL BRIDGE STATE PARK in Slade, KY

AUGUST 5 & 6, 1995

SATURDAY, 10 am - 4:30 pm CLOGGING WORKSHOP at Activities Building

with *Jeff Parrott*, KY *Jeff Driggs*, WV *Tandy Barrett*, GA

SUNDAY August 6, 1995, Director's meeting 8:45, Competition begins at 9:00 am

*****NATURAL BRIDGE CLOGGING CHAMPIONSHIPS*****

Eight 4' Grand Champion Trophies will be awarded for Novice, Line, Precision, Show, Duo/Duet, Male Solo and Female Solo
1st, 2nd and 3rd place trophies will be awarded for each age division in the following categories: NOVICE TEAM, OPEN STYLE LINE, 2 OR MORE COUPLE PRECISION, HOEDOWN, SHOW, SAME SEX DUO, BUCK & WING DUET, FREESTYLE SOLO, TRADITIONAL SOLO & ACCAPELLA SOLO

Lodging available at Natural Bridge State Park (606)663-2214. for info call:
Jeff Parrott (606)271-6723, Jeff Driggs (304)776-5233 or Tandy Barrett (404)979-8585

DancePacks© & novelties by *Jeff Driggs*

Each DancePack Video package includes:
1. A 5 - 15 minute video run through of each section of the dance. An accurate cuesheet for line dances & A 45 rpm record or cassette featuring dance's music

TITLE	ARTIST	LEVEL/MUSIC	TEACHER	PRICE	QTY	TOTAL
COUNTRY WESTERN LINE DANCE						
Kick A Little	Little Texas	INT/COUNTRY	Jeff Driggs	$15.00	___	_____
CLOGGING LINE DANCES						
Let's Get Back to You & Me	Alan Jackson	EASY/ COUNTRY	Jeff Driggs	$15.00	___	_____
You Never Know How Good	Tracy Byrd	E-I/COUNTRY	Jeff Driggs	$15.00	___	_____
Fish Ain't Bitin'	David Lee Murphy	INT/COUNTRY	Jeff Driggs	$15.00	___	_____
Mr. Vain	Culture Beat	INT/POP-RAP	Jeff Driggs	$15.00	___	_____
'Til All the Lonely's Gone	Pam Tillis	INT/COUNTRY	Jeff Driggs	$15.00	___	_____
Watch Your Step	Brother Phelps	INT/COUNTRY	Jeff Driggs	$15.00	___	_____
Let's Give 'em Something to Talk About	Bonnie Raitt	ADV/POP	Jeff Driggs	$15.00	___	_____
SPECIALTY TAPES *(unless otherwise noted, specialty tapes do not include a record or cassette)*						
Adding Formation To Routine (featuring the L.A. Express Cloggers) Over a dozen formations to add variety to your choreography!			Jeff Driggs	$40.00	___	_____
4 Couple Precision (featuring the L.A. Express Cloggers) A complete routine for any music - includes 6 mountain figures!			Jeff Driggs	$40.00	___	_____
Team Couple's Dance (featuring the Mountain Pride Cloggers) Lots of formations and turns - for any number of couples Music Included to "Marty Stuart Visits the Moon"			Jeff Driggs	$40.00	___	_____
Buck & Wing Duet to Casey Jones (High Int., music included)			Jeff Driggs	$40.00	___	_____
Advanced steps for competition (some tap & Canadian styling)			Chris Cole	$40.00	___	_____
Six Super Hard Steps (lots of tap influence)			Eric Cole	$40.00	___	_____

Add $2.50 postage for each tape & mail to Jeff Driggs, 29A Lake Chaweva, Cross Lanes, WV 25313

The 1995-96
Miss American Clogger Pageant
August 10, 11 & 12, 1995



1994-95 Overall Winner: Sandra Thomas

(photography by Foster's Photography)

Age Division Winners are:

Brittney Wadford; Lecia Winn; Luann Roberts; Heather Owens; Vicki Barnes; Tamara Swihart

Awards Include:

1 Overall winner, 1 winner and 4 runners-up in each age division, Talent, Interview, Photogenic(each age division), Best Clogging Costume, Most Beautiful Evening Gown, Congeniality, Advertisement Sales, participation trophies given to all non-finalists.

Among her numerous prizes, Miss American Clogger will receive cash, gift certificates, & trips. She will travel throughout the United States during her reign serving as an ambassador for clogging, making appearances, teaching, judging and signing autographs at numerous clogging workshops and competitions.

The Miss American Clogger Pageant is proud to be have numerous clogging friends as Scholarshop sponsors including:

Carl's Clogging Supplies
Lib Mills - Mary Kay Cosmetics
Bekah's Boutique & Timmers Taps
Perry's Place
Tenni Sparkles
Lloyd's Clogging Supplies
David Spencer
Chip Summey
Lynne Goode
Si-Bil Productions Videos
Dollywood

Diamond Level Sponsors:

P & H Engravers
Fleetwood Promotions

Contestants are judged on:

Clogging Ability ♦Interview ♦Evening Wear

Age Divisions are:

7-11 ♦12-14 ♦15-17 ♦18-26 ♦27-49 ♦50 & over

Application Request for
The Miss American Clogger Pageant

Name

Address

City State Zip

All application requests must be received by June 10, 1995.
Applications must be completed by July 10, 1995.
Return to: Simone Nichols-Pace
P O Box 487 ♦ Lyman, SC 29365 ♦ (803) 949-3300

COUNTRY CLUB CLOGGERS
BOBBY & KATHY HASSELL
DANCE DIRECTORS
(313) 463-6663
41 MADISON - MT. CLEMENS, MI 48043

COUNTRY BOY

(4 wall line dance)

(IN PLACE)	R HEEL FORWARD 1 O'Clock	R HOME	L HEEL FORWARD 11 O'Clock	L HOME
	R HEEL FORWARD 1 O'Clock	R HOME	L HEEL FORWARD 11 O'Clock	L HOME
	R TAP HEEL FORWARD 1 O'Clock	R TAP HEEL FORWARD	R TAP TOE POINT BACK 6 O'Clock	R TAP TOE POINT BACK
	R TAP HEEL FORWARD 1 O'Clock	R TAP TOE POINT BACK 6 O'Clock	R TAP HEEL FORWARD 1 O'Clock	R TAP TOE POINT BACK 6 O'Clock
(MOVING FORWARD)	R HEEL	R BALL DOWN (FLAP)	L HEEL	L BALL DOWN (FLAP)
	R HEEL FORWARD	R TOE DOWN	L HEEL FORWARD	L TOE DOWN
(JAZZ BOX) with 1/4 turn	R CROSS OVER LEFT	L STEP BACK	R STEP & 1/4 TURN RIGHT	L HOME
(JAZZ BOX)	R CROSS OVER LEFT	L STEP BACK	R STEP TO SIDE	L HOME

BEGIN DANCE AGAIN...

WHAT WE SAY:

R HEEL	R HOME	L HEEL	L HOME
R HEEL	R HOME	L HEEL	L HOME
R HEEL	R HEEL	R TOE	R TOE
R HEEL	R TOE	R HEEL	R TOE

STRUT 2 - 3 - 4 (HEEL FLOPS)
CROSS 2 - 3 TURN - 4
CROSS 2 - 3 - 4

Dance Ranch Romp
Music: Dance by Twister Alley
Taught by: Lee Adams 4441 Drycott St. Groveport Oh 43125 614-836-7955

4 Wall Dance 44 Count

Heel Grind Step Rock Step.
Forward Grind Right Heel - Step Left
Right foot back R L
rock step
REPEAT

Full Pivot Turn: Right foot forward 1/2 pivot to Left
Right foot forward 1/2 pivot to Left
Stomp Right - Left
Back on both heels and Say Whoo - Toes Down

Vine Right with a touch: R L R Touch Left
Step back Left - Right Heel - Step Right - Left toe touch
Step back Left - Right Heel - Step Right - Left toe touch

Vine Left with a Touch: L R L Touch Right
Step back Left - Right Heel - Step Right - Left toe touch
Step back Left - Right Heel - Step Right - Left toe touch

12 Beat - Step Hitches:
Step Right - Hitch Left - Step Left - Right
Step Left - Hitch Right - Step Right - Left
Step Right - Hitch Left - Cross over Right
Step Left - Right

1/4 Turn Left: Step Left - Stomp Right and Swish Hands Up and Down

DOODLE

Choreography by Tandy Barrett of Lawrenceville, GA
A member of the KICK IT UP PRODUCTIONS gang!

4 Wall Line Dance - 48 beat sequence

Written to "Boogie & Beethoven" by the Gatlin Brothers, but can be done to any swing music.

WAIT 32 BEAT INTRO

Boogie Back	Polka Step		Rock(XIB)		Step		
8 beats	R		L		R		
	Polka Step		Rock(XIB)		Step		
	L		R		L		
Elvis'	Right Knee in 2 beats, out 2 beats						
8 beats							
	Right Knee in, out, in, out (1 beat each)						
Polkas	4 Polka Steps R-L-R-L (full turn L)						
8 beats							
Walks	Step	Step	Step	Step	(forward)		
4 beats	R	L	R	L			
Steps	Drag (L) (Touch right toe back) (backing)						
2 beats							
	Drag (L) (Touch right toe back) (backing)						
Prep	Stamp (face 1/4 R) (no weight on foot)						
1 beat							
Hold	Hold (do not move and prep)						
1 beat							
Skuff Around	Step	Step	Step(forward)		Skuff(pivot 1/2 R)		
8 beats	R	L	R		L		
	Step	Step	Step(forward)		Skuff(pivot 1/2 L)		
	L	R	L		R		
Pulls	Step	Pull	Step	Step	Pull	Step	(forward)
4 beats	R		L	R		L	
Kick It	Kick	Rock	Step				
2 beats	R	R	L				
Stomps	Stomp	Stomp					
2 beats	R	L					

REPEAT FROM THE BEGINNING

COUNTRY CLUB CLOGGERS
BOBBY & KATHY HASSELL
DANCE DIRECTORS
(313) 463-6663
41 MADISON - MT. CLEMENS, MI 48043

EL PASO CHA CHA

(couples dance)

(IN PLACE)	R HEEL FORWARD	R TOE BACK	R CHA	L CHA	R CHA
	L STEP FORWARD	R ROCK BACK	L CHA	R CHA	L CHA
	R STEP BACK	L ROCK FORWARD	R CHA	L CHA	R CHA
(PIVOTS)	L STEP FORWARD	R PIVOT 1/2 RIGHT	L CHA	R CHA	L CHA
(ROCKS)	R ROCK & 1/4 TURN LEFT	L ROCK	R ROCK	L ROCK & 1/4 TURN LEFT	
(SHUFFLE FORWARD)	R STEP	L,R TOGETHER, STEP			
	L STEP	R,L TOGETHER, STEP			
	R STEP	L,R TOGETHER, STEP			
	L STEP	R,L TOGETHER, STEP			

BEGIN DANCE AGAIN...

NOTE: Done in Cotton-Eyed Joe position.

Carl's Clogging Supplies

Introducing

"American Heritage Clogging Shoes®"

"If you could design your own clogging shoe, what features would you want?"

- ► more toe room
- ► a binding that can be cleaned
- ► a sturdier more comfortable insole
- ► shoe laces that won't tear out
- ► less expensive

Here are the shoes YOU asked for!

HOEDOWNERS & FREESTYLERS® (round toe)

Kids FREESTYLERS® - 10-3 (medium/wide)
Ms. FREESTYLERS® - 4-12 (narrow/med./wide)
Mr. FREESTYLERS® - 2-15 (medium/wide)

All shoes are available as stock items in white only. Some colors available on special order. Call us on these.

We are accepting Dealerships in some locations. Call or write for information.

SHIPPING RATES

0 - 9.99	$2.00	35 - 50.00	$5.00
10 - 19.99	$3.00	Over 50.00	$6.00
20 - 34.99	$4.00		

Must have 25% deposit on any C.O. D. Order



HEEL & TOE DANCE CO.
COUNTRY & WESTERN DANCE BOOK

WRITTEN AND ADAPTED BY STEVE ST. CLAIR



Carl & Patsy Blanton
525 Poverty Lane
Salem, South Carolina 29676
FAX Number (803) 944-8125
For Orders Only 1-800-848-6366
Information or Inquiries 1-803-944-8125
Business Hours: 8AM to 5PM
Monday through Friday ET
(also evenings & weekends if we're here!)

COMPANY POLICIES

Payment Methods Visa Mastercard C O D . or prepaid orders We are not establishing monthly accounts

If you order C O D and refuse the shipment when it arrives we will not ship to you again unless your order is prepaid (No more C O D)

We are experiencing more and more *insufficient funds* and *accounts closed* checks, either of these will put your name on a *Prepaid Status Only Customer List* (We will no longer accept checks from you)

Our toll-free number has grown to such a large monthly account that we will now only accept orders on our 800 number We are charged a rate-per-minute when you call us It is not a monthly "flat-rate" as some folks think it is So if you are checking on an order, or need any other information call (803) 944-8125

If you have us hold an order for you while your check or money order is arriving, we will only hold your order for 7 calendar days

We will exchange defective records or tapes, but for the same title and artist only.

Videos cannot be exchanged or returned

Prices subject to change without notice

Write for Free Catalog and Record List!
NATION'S LARGEST DISTRIBUTOR OF CLOGGING SUPPLIES!
We travel and set up at Conventions and Workshops. Call us for Dates.
If you need a special record or tape we will contact the cut-out shops across the country to find it. If you run a small festival or workshop and need specific records or tapes - call us. We will consign and send them to you and then you may return any that are not sold.

• "PROMENADERS" CLOGGING SHOES: Ms. & Mr. Stompers, Scoops, Cloggers, Also Factory Irregulars (when available) • Shoe Lasts • TAPS: Bell Taps, Steven Stompers • SOUND EQUIPMENT: Califone, Marantz Tape Recorders PMD221, Nady 201 VHF True Diversity Wireless Microphone System • CLOGGING RECORDS: Singles, Albums, Over 180,000 45's, Sleeves • Cassette Singles & Full Cassettes • CONVENTION & WORKSHOP SYLLABUSES • TEE-SHIRTS • FUN BADGES • VIDEOS • BELT BUCKLES • BUMPER STICKERS • KEY RINGS • DIPLOMAS • GOLD AND SILVER JEWELRY •

CLOGGING AND BUCK DANCING VHS VIDEOTAPES

Instruction by **Steve Smith**, nationally-renowned teacher of clogging. Known for his ability to simplify and break down clogging movements into teachable sequences, Steve has made quality instruction on VHS available to all.

Check tapes desired below:



_____	Beginner Clogging	2 Hrs	$49
_____	Intermediate Clogging	2 Hrs	$49
_____	Advanced Clogging	2 Hrs	$49
_____	Beginner Buck	2 Hrs	$49
_____	Intermediate/Advanced Buck	2 Hrs	$49
_____	50 Hot Buck Steps	2 Hrs	$49
_____	Freestyling For Competition	90 Min	$49
_____	Double Doubles, Skuffits, & Triplets	The Basics	$49
_____	Double Doubles, Skuffits, & Triplets	Advanced Steps	$49

_____ LINE DANCES #1	_____ LINE DANCES #2	_____ LINE DANCES ROCK & ROLL
(Int •) High Horse	(Beg •) Tennessee Flattop Box	(Beg •) Do You Love Me
(Int) Cajun Moon	(Int) Mountain Dew	(Int) Pretty Little Angel Eyes
(Int) Betty's Bein' Bad	(Int) Some Old Side Road	(Int) Birth of Rock 'N Roll
(Int) You're The One That I Want	(Beg •) Break My Stride	(Int •) Mony Mony
(Beg •) Toot-Toot	(Int) No Steel Guitar Rag	(Int) Maybelline
(Beg •) Get Back To The Country	(Int •) Out Of My Dreams & Into My Car	(Beg •) Bad Moon Risin'

Includes cue sheets, step breakdown, and cueing of entire dance with steps.
Music is included on all tapes except Line Dance tapes due to copywrite laws.

ANY 3 TAPES ABOVE FOR $125

Allow 1-2 Weeks for Delivery - Visa & Mastercard Accepted

HOW I TEACH CLOGGING: A TAPE & MANUAL FOR TEACHERS-TO-BE

This tape and 50-page manual is designed to provide you with all the tools you need to recruit students, teach sound fundamentals, and keep local interest in clogging at a high. Step-by-step lesson plans are provided for your ten-week beginner class with cue sheets and outlines.

_____ Teachers Tape and Manual..... 2 Hrs $65

Name _____

Address _____

_____

Telephone _____

Sub Total of Tape Purchase	
KY Residence add 6% Tax	
Shipping & Handling $3.00/Tape	
Total Enclosed	

Mail To: STEVE SMITH • 3363 IRON WORKS PIKE • GEORGETOWN, KY 40324
(502) 863-6667

STEP DANCE WORKSHOP---FLATFOOT CLOGGING

STEVE SMITH

Distinguishing Characteristics

MUSIC--OLD TIME
STYLE--LOW TO FLOOR
RHYTHMS---VARIED, SYNCOPATED, 4-BEAT
AUDITORY RATHER THAN VISUAL EMPHASIS
FREESTYLE--NO CHOREOGRAPHED MOVEMENTS
REPETOIRE OF STEPS AND RHYTHMS TO FIT MUSIC
CREATE AS YOU DANCE

TENNESSEE WALKING STEP

SKUFFITS are a renewal of an old flatfoot step called the "TENNESSEE WALKING STEP." When combined with clogging, buck, and canadian steps, they offer a rich source of rhythm and blend very nicely with those steps.

4 sounds are obtained from TENNESSEE WALKING STEP rather than 3 from DS.

CAN USE TN(Tennessee Walking Step) to REPLACE ANY DOUBLE STEP.

DIFFERENT WAYS TO GET EXTRA SOUND (4-BEAT COMBINATIONS)

TENNESSEE WALKING STEP (down)--SK-POP-FL-STEP
SK-HOP-H-STEP

TENNESSEE WALKING STEP (up) --SK-POP-FL-SL

4 BEAT DOUBLE TOE STEP ------HOP-DTS

TENNESSEE WALKING STEP: SK-POP-FLAP-STEP (repeat on other foot)
L R L L

3 TIMES
Practice: DS-TN WALK----DS--TN WALK--DS--TN WALK

BUILDING UP TO THE TENNESSEE WALKING STEP

DR-FLAP-STEP----DR-FLAP-STEP
R L L L R R
& a 1 & a 2

TOE POPS---Popping the TOE as you drag backward to create another sound.

POP-FLAP-STEP----POP-FLAP-STEP
R L L L R R
& a 1 & a 2

TENNESSEE WALKING STEP---TN(up)

HEEL SKUFF-POP-FL-SL
L R L R
e & a 1

------3 times---------
TENNESSEE SONG :STEP--SK-POP-FLAP-STEP--STEP-SK-POP-FLAP-STEP-STEP
L R L R R L R L R R L

Four Corners
Music: I Feel Lucky by Mary Chapin Carpenter
Taught by: Lee Adams 4441 Drycott St. Groveport Oh 43125 614-836-7955

4 Wall Dance 30 Count

Intro: 2 Heel Splits and Fan Left heel Out & In

Left Heel Hook	Heel Step	Right Heel Hook	Heel Step
Touch Left	Back Step Left	Hitch Right and Turn Step Right	
Touch Left	Back Step Left	Hitch Right and Turn Step Right	
Touch Left	Back Step Left	Hitch Right	

Back Up. Right - Left - right - Touch Left Back

Step Left - 1/4 turn Pivot Right: Cross Right over Left Point Left
Cross Left over Right Point Right
Cross Right over Left Point Left
Touch Left

GONNA GET A LIFE

LEVEL: Int.
Music: M. Chesnutt — CHOREO: Charlie Burns
Start on 17th beat

--- A ---

Forward & Back DS DS DS KICK DS DS DS RS
L

Triple DS DS DS RS (turn 1/4 left moving forward)
L

Drag It Back DR ST DR ST DR ST RS (face front on rock step)
L R R L L R LR

--- B ---

Fancy Double

Bouncer DT BOUNCE DT BOUNCE BOUNCE DT BOUNCE SLIDE
L L&R R L&R L&R R L&R R

Fancy Triple DS DS(xif) DS(ib) R S(xif) (repeat right foot)
L

REPEAT PART -B-

--- C ---

(moving to left)
Swivel HEEL TOE HEEL UP (repeat to right)
L&R L&R L&R R

Dog Paddle ST SL ST SL ST SL RS Turn 360 Right
L L R R L L RL

Flea Flicks DT(to rear) H ST(ib) (repeat right foot)
R

Triple MOVE FORWARD

-- BREAK -- BALL HEEL BALL HEEL
L

SEQUENCE: AA Break BC - A Break BC - B ADD FANCY DOUBLE BOUNCER C

ENDING: When Music Starts Wait Four Beats Then DO
Part - C - Four Times Turning 1/4 Right On
Rock Step Of Triple.

* Turn Right On Triple and left on DRAG IT BACK

HACKSAW

Intermediate Clogging Dance with formations and movement
Music: Hacksaw by Clinton Gregory
Choreography: Jeff Driggs, 29A Lake Chaweva, Cross Lanes, WV 25313 (304)776-5233

Begin in two lines as shown (any number of couples) X X X X X
                                                        X X X X X

Wait 8 beats

INTRO

Beats	Step Description	*INTRO* Step Name, Movement
8	Drag & Slide on both feet twice L, twice R, then L, R, L, R	Shuffles
1	Stomp (with weight) on right foot	Stomp

PART A

		PART A
8	DS BR SL TCH(XIF) S(XIF) BR SL TCH(XIF) S(XIF) BR SL DS R S L R L R R L R L L R L R L R &1 & 2 & 3 & 4 & 5 & 6 &7 & 8	Hacksaw
8	DS P S DS R S DS R S DS R S L R L R L R L R L R L R	4 Basics
	Front row join hands on 1st basic, arch on two, back row move through to front on 2 & 3, back row drop hands on four	
8	Repeat HACKSAW Step	
8	Do 4 Basics front row arch on 1, back row join hand on 1, move up 2 and without letting go move up to front row on 3, front row drop arch behind back rows back on 4 to weave line	

PART B

		PART B
8	Jump DR SL DS R S STOMP S(XIF) S S Both L R R L R L R L R	Jump, Jazz box
8	S/KICK S DS R S DS DS DS R S L R R L R L R L R L R	KICK!, triple
	On triple, front row bring arch over and down in front and move forward, all release hand hold on R S	
16	Repeat step sequence as above with following changes... on Jump, front row turn 1/2 right on basic to face back row. On jaxx Box join hands in a tidal wave~V~V~V~V. Do KICK in tidal wave. On triple, leads turn to left to face promenade and bring partner with you to a skaters position in promenade.	

PART C

		PART C
32	Do 24 basics to promade from column to circle, on last 8 basics, face in and join hands in a circle	Travel

PART D

		PART D
8	4 basics, tag rollaway to other side of lead, lead rollaway to home	Rollaway
8	2 basics wrap up, left foot JOEY (DS S(XIF) S S S(XIF) S S)	Wrap up, Joey
16	2 Basics, unwrap, 4 Basics do-si-do and face out of circle, right foot JOEY	Unwrap, Do-si-do, Joey

REPEAT PART A IN FACING OUT CIRCLE
REPEAT PART B IN CIRCLE
REPEAT PART C PROMENADING TO A DIAGONAL
REPEAT PART D STAY FACING FRONT AFTER DO-SI_DO
REPEAT PART A IN A DIAGONAL
REPEAT PART B IN DIAGONAL FACING LINES
REPEAT PART C TO ORIGINAL COLUMN
REPEAT PART D STAY FACING FRONT AFTER DO-SI_DO
REPEAT PART A IN ORIGINAL COLUMN
ENDING: STOMP DS STOMP DS STOMP TCH(F) Turn 1/4 left and right hand out

Honky Tonk Twist
Music: Honky Tonk Twist by Sooter Lee
Taught by: Lee Adams 4441 Drycott St. Groveport Oh 43125 614-836-7955

64 Count

Right Heel Swivels: Right Center Right Center Right Heel Hook Heel Step

Left Heel Swivels: Left Center Left Center Left Heel Hook Heel Step

Charleston Step and Charleston Step Turn:
Step Left - Kick Right - Step Right - touch Left
Step Left - Kick Right - Step Right - touch Left
(1/4 turn Right with a Left hitch)

Vine Left:	L	R	L	R	Touch
Vine Right.	R	L	R	L	Step

Apple Jack: Weight on Left Heel and Right Toe
Fan Left Center Left Center
Weight on Right Heel and Left Toe
Fan Right Center and Right Center

Walk back Toe - Heel - Clap

Right Heel	Right Toe	Left Heel	Left Toe
Right Heel	Right Toe	Left Heel	Left Toe

Step Scuffs Moving Forward:

Step Right	Step Left	Step Right	Scuff Left
Step Left	Step Right	Step Left	Scuff Right

Slow Drunkin Sailoer Walk:

Cross Right over Left Hold	Cross Left over Right Hold
Cross Right over Left Hold	Cross Left over Right Hold

I CAN'T WAIT TO BE KING

E-Z INTERMEDIATE

ARTIST: ELTON JOHN
CHOREO: ATTICUS SUMNER

DESCRIPTION: *THIS DANCE IS A PARTNER DANCE. THERE ARE TWO PARTS. THE CUE SHEET IS WRITTEN FOR PART NUMBER ONE. REFERENCE THE SEQUENCE CHART AT THE END OF THE ROUTINE FOR DIRECTIONS ON PART TWO.*

INTRO***** WAIT 8 BEATS

SCOOTER

[— 3/4 LT —]
ST SCOOT ST SCOOT ST HOP ST HOP
L L R R L L R R

JUNGLE BOUNCE

ST(1/4 LT) - APART(SQUAT LOW) ST - TOGETHER(STAND UP)
L/R L/R

BOUNCE BOUNCE BOUNCE - MOVING LEFT
L/R L/R L/R

PART A ***

LOOPER STEP

[1/2 LT] [1/2 LT]
STOMP DS R ST-SPIN ST R ST DS RS TOE(XIF)-CROSS ARMS
L R L R L R L R LR L
1 &2 & 3 & 4 & 5 &6 &7 &8

SYNCOPATED STOMPS

[—— 1/2 LT ———] [—— 1/2 LT ———]
STOMP DS STOMP DS STOMP DS DS DS STOMP STOMP
L R L R L R L R L R
1 &2 & 3& 4 &5 &6 &7 & 8

(REPEAT ABOVE SECTION AGAIN)

PART B ***

COWBOY JUMP

[FORWARD] [BACK 1/2 LT] [1/2 LT]
DS DS DS BR H DS(XIF) RS RS -JUMP- STEP(APART)
L R L R L R LR LR L/R

KING STEP

[— MOVE LEFT —] [— 1/4 LT —] [3/4 LT - MOVE RT]
STEP SCOOT STEP(XIB) STEP(UX) CHUG/H DS DS DS RS
L L R L R L R L R LR
1 & 2 &3 & 4 &5 &6 &7 &8

PART C ***

RUN & TURN

[— MOVE LEFT —] [1/4 LT]
RUN: BALL(OTS) B(XIB) B(UX) B(XIF) TURN: DS DS
L R L R L R

(REPEAT ABOVE SECTION 3 MORE TIMES)

I CANT WAIT TO BE KING

PART D *

CHAIN & DRAGS — DS RS RS RS DR ST DR ST DR ST DR ST - REPEAT OPPOSITE
L RL RL RL L R R L L R R L FOOTWORK

BRIDGE *

TRIBAL STEP — DT BOUNCE B/H(OIF) BOUNCE B/H BOUNCE B/H STEP
L BOTH L R BOTH R L BOTH L R BOTH

(REPEAT 4 MORE TIMES - TURN 1/4 RIGHT ON : DT BOUNCE)

BREAK **

POTHOLE STEP — DS DS SWIVEL HEELS: OUT IN OUT IN
L R L/R L/R L/R L/R
&1 &2 & 3 & 4

SEQUENCE ***

PART ONE	PART TWO
INTRO	*TURN OPPOSITE ON SCOOTERS - JUNGLE BOUNCE IS THE SAME
A	*REVERSE ORDER OF STEPS
B	*SAME
C	*REVERSE ORDER OF STEPS
D	*SAME
BREAK	*SAME
*REVERSE ORDER	A (LIKE CUE SHEET)
B	*SAME
BRIDGE	*TURN LEFT ON TRIBAL STEP
C	*REVERSE ORDER OF STEPS
D	*SAME
B	*SAME
1/2 B (KING STEP)	*SAME
1/2 B (KING STEP)	*SAME
1/2 BREAK (DS DS)	*SAME
1/2 B (COWBOY JUMP)	*SAME

"I'M IN LOVE WITH YOU"

CHOREO: BRENT MONTGOMERY
4967 DIXIE HIGHWAY
FRANKLIN, OHIO 45005

RECORD: I'M IN LOVE WITH YOU
BY: VARIOUS ARTISTS *FOUND IN DANCE MUSIC SECTION

INTRO: WAIT 16 BEATS

PART A

DS DS R H H S B H S H HOP BR S TOE SL DS R S L R L R L L R L L R L R R L R L R L	"MODIFIED BOBBY"
HOP DBL HOP HOP T B H SL S T SL R H S BO BO S HAND L R L L R R L R L R L R L L L/R L/R L/R AROUND	"K-J STEP"

REPEAT.

PART B

DS B T B B T S DBL R S DBL S DBL B T S DBL R S S L R L L R L L R R L L L R R L L R R L R	"CANADIAN GALLOP"
DBL DBL HOP TCH S H HOP BR(BCK) T SL S T HOP R S L R H R L R L R R L R L R L R	"CHRIS HILL STEP"
S H HOP BR(BCK) T H L R L R R L	
STOMP DS DS R S DS BR SL R S DS R L R L R L R L R L R	STOMP DOUBLE W/ MOD. ROCKING CHA
DS R S DBL T DRAG(BCK) S R S DBL R S S T HOP R S L R L R R L L R L R R L R L R L R	"DELOHN'S STEP"

PART C

DS DS R H(PIVOT) S R S DS DS R S L R L R L R L R L R L	"TORNADO TURN"
STOMP DBL T DBL T DBL T DBL T DBL T DBL DBL H SL R L R L L R R R R L L R R L R	"ROYAL-EDITION STOMP"

REPEAT.

SEQUENCE: 1/2 OF A B A C A B BREAK A C B

*NOTE: BREAK SEQUENCE DO STOMP DOUBLE W/MODIFIED ROCKING CHAIRS TWICE. DO DS BR R S DS/DS BR R S DS THEN DO YOUR DELOHN.

SI-BIL PRODUCTIONS

CLOGGING VIDEOS FOR ALL DANCE LEVELS

BEGINNER TO SUPER ADVANCED - TRADITIONAL TO ULTRA MODERN

VHS TAPES ONLY

#1 AN INTRODUCTION TO SOUTHERN APPALACHIAN SQUARE DANCING - A beginners guide to the traditional square dance form which clogging steps became intermixed as part of a regional tradition and is one of the square dance categories of clogging competitions. Taught by: BILL NICHOLS

#2 AN INTRODUCTION TO THE RUNNING SET HOEDOWN - The English Quadrille was the standard country dance formation when this nation was born. The word "HOEDOWN" designates the Americanization of the dance as it became a "FREESTYLE" dance form. One of the two square dance forms that make our clogging heritage. Taught by: GARLAND STEELE 1.55

#3 ADVANCED STEPS WITH BUCK AND CANADIAN INFLUENCE - This is definately not for the beginner dancers. The video combines the influence of Buck Dance and Canadian Step Dancing with clogging steps to create very fast paced steps used in todays line and show routines. Taught by SIMONE 1.15

#4 26 INTERMEDIATE STEPS - For the dancer who is out of the beginner class wanting a good source of steps used in line and show intermediate workshops. Also a very good reference for instructors. Taught by SIMONE PACE 1.45

#5 BEGINNER CLOGGING LESSONS 1 - 12 - This ground floor introduction to the body movements that make up the basic clogging steps as taught by the man who originated the basic clogging terminology. Designed for the beginner who wants a closer look at the steps you didn't quest get in class or the person who does not have access to a clogging class. Taught by the grandfather of clogging: BILL NICHOLS 1.45

#6 BEGINNER CLOGGING LESSONS 13 - 24 - Builds on lessons 1 - 12 introducing the drag slide technique into your footwork. Guides you through the "harder" beginner steps, in preparation for the intermediate level. Taught by father and daughter: BILL NICHOLS & SIMONE PACE 1.20

#7 BASIC BUCK & BASIC CANADIAN STEP - Introduction to the basic body movements that define the two dance forms that have become a large part large part of todays workshops. Teaches the dancer or beginner instructor how to combine these two dance forms with clogging steps. Prepares the dancer for advanced classes, workshops, and competition. Taught by SIMONE PACE 1.50

#8 AN INTRODUCTION TO RUNNING SET HOEDOWN PART 2 - A sequel to Video #2. Taught by GARLAND STEELE 1.40

#9 THE SILVER BULLETS CHALLENGE - The first in a series of super-advanced step videos to prepare the dancer for competition or challenge level workshops. Taught by: SIMONE PACE AND THE SILVER BULLETS 1.25

#10 ADVANCED/HIGH INTERMEDIATE CLOGGING STEPS - Steps which are great to add to any choreography. Extremely useful for exhibition and competition oriented dancers. Great for pageant routines. Taught by: SIMONE PACE 1.40

#14 LIFTS FOR SHOW ROUTINES AND SHOW DUETS - Give your best routines a LIFT. Taught by: JAY LEDFORD 0.51

#15 COUPLE MOVES - TURNS, TWISTS, TWIRLS, AND BENDS - Couple movements that add spunk to couple or team routines. Taught by: SHANNON LOWERY and CHIP SUMMEY 1.05

#16 FREESTYLING WITH SIMONE & THE SILVER BULLETS - Learn to freestyle for competition or just for fun. Tips on the Do's and Dont's of freestyling for competition. 1.05

#18 HARD AS A ROCK CHALLENGE STEPS - Two hours of the most difficult steps. Taught by: SIMONE PACE 2.00

#19 JAZZ MOVES FOR CLOGGING - Fun sequences for use in line, show, and exhibition routines. Taught by: Shawn Carey 1.00

#20 COOL MOVES FOR COUPLES - Sequel to Video #15. For use in Duo, Duets, and couple routines. Taught by: SHANNON LOWERY and CHIP SUMMEY 1.00

#21 CLOGGING THE OLDIES - 6 Easy level line dances - 1960's music - Sugar Pie Honey Bunch, Ain't Too Proud To Beg, Reason Me, It's The Same Old Song, I Don't Want To Spoil The Party, Looking Out My Back Door. Taught By: CHIP FUTRELL 1.10(Music not included)

#22 MORE CLOGGING STEPS THAN YOU COULD EVER WANT - High Intermediate To Low Advanced Steps. Taught By: JOSH KING

#23 HOT COUNTRY & WESTERN LINE DANCES - Electric Slide, Barroodar Stomp, Tush Push, Hitchiker', Boot Scootin Boogie(old version), Boot Scootin Boogie(new version), All Shook Up, & The Stupid Dance. Taught By: NAOMI FLEETWOOD (Music not included)

#24 MIX AND MATCH COUNTRY & WESTERN DANCES - Two Step, Honky Tonk Stomp, Copperhead Road, Sweetheart Schottische, Wild Willy, Make It or Break It, Barn Dance, Cotton Eyed Joe. Taught by: NAOMI FLEETWOOD (Music not included)

VIDEO COST $49.00 EACH OR ANY 3 FOR $135.00 PLUS POSTAGE. SHIPPING AND HANDLING COST $3.00 for ONE & $2.00 EACH ADDITIONAL TAPE
S.C. RESIDENTS ADD 5% SALES TAX

PLEASE PRINT

Make Checks Payable to:
Bill Nichols
219 Highlands Hwy.
Walhalla, SC 29691
Phone: 803-638-6002

We now accept Mastercard & Visa!

VIDEO# _____

NAME _____

ADDRESS _____

CITY _____

STATE _____ ZIP _____

TOTAL ORDER $ _____ U.S. CURRENCY ONLY

THANK YOU FOR ORDERING YOUR CLOGGING VIDEOS FROM SI-BIL PRODUCTIONS

WALT'S SHOE REPAIR &CLOGGING SHOP
865 JONES RD
CLAY CITY KY 40312-9729

Information Line: 1-606-663-2192
Order Line: 1-800-667-2192

MS. STOMPERS
LADIES/WHITE ONLY
STYLE 922

NARROW	SIZES 5 to 10
MEDIUM	SIZES 4 to 10
WIDE	SIZES 5 to 10

1/2 SIZES AVAILABLE
FIVE to NINE

Only $40.95*Taps are extra**

922 - LADIES MED WHITE
922 - LADIES N-W WHITE
932 - LADIES MED WHITE
932 - LADIES W WHITE
901/902 - MENS M WHITE/BLACK
901/902 - MENS W WHITE/BLACK
912 - MENS M-W WHITE

KIDS - MED - WIDE
10 TO 3 (1/2)
$27.95

MR STOMPERS
MENS/WHITE-902 OR BLACK -901

D WIDTH SIZES
2 to 14
1/2 SIZES AVAILABLE
6 to 10
WIDE WIDTH AVAILABLE
7 to 13

Only $40.95*Taps are extra**
$44.95*Sizes over 13**

CLOGGING TAPS

Style #1	Selva Staccato	Heel/Toe	12.00
Style #2	Bell Taps	Heel/Toe	12.00
Style #3	Cont. Jingle	Heel/Toe	10.00
Style #4	Steven Stompers	Heel/Toe	10.00
Style #5	Steven Stompers	Buck H/T	13.75
Style #6	Steven Stompers	Buck Toe	8.75

NOTE: With shoe purchase, taps are installed free of charge. Special orders are not returnable. This would include shoes with taps installed. If you are unsure of shoe size at time of order, we suggest that you do not have taps installed until shoes are tried on and you are satisfied with the fit.

PERFORMANCE MODEL

MS. STOMPER & MR. STOMPER
STYLE 932
STYLE 912
$ 44.95

Size availabiltiy same as MS/MR Stompers

VISA / MASTER CARD ACCEPTED

I appreciate your business.

Walter K. Humphries,

"Yea Olde Cobbler"

I'M RIDING ALONE

Multi-circle Dance
Combination Line & partner
Easy & Fun level; spirited!

Artist: Rednex
Sex & Violins CD
Choreo: Steve Smith

Set up with circles inside of circles
Wait 32 beats:

INTRO
4 Stomp Doubles (1/4 L on each; clap on the Stomp)

PART A
Join hands and do 2 Rocking Chairs moving to left in circle formation
Tnple Hop forward; clap and shout on the hop
2 Basics backing up

REPEAT TO RIGHT

A*–On last basic of Part A, turn 1/2 R and repeat Part A facing out of circle. Turn 1/2 R on last basic to face in again.

PART B
Face partner and give R hand-pull by doing 2 Basics
Pull next person by with L hand-2 Basics
Pull next person by with R hand-2 Basics
Turn 1/2 with next person–Lhand-2 Basics (Now have reversed line of travel)

Pull next person by with R hand-2 Basics
Pull next person by with L hand-2 Basics
Do Cuddle with partner to face orig. position-2 Basics
#2's Roll out of Cuddle–do 2 Basics in place (clapping on last beat)

PART C
Do polka to left with "guy" behind "lady"–both have hands on ladies hips-WHEW!
Move left for 4 beats then both kick out R leg and bring back two times.

REPEAT TO RIGHT

In Varsouvienne position, do "Around the World" –4 Basics
Then "Tunnel Through" left & right–4 Basics

SEQUENCE: INTRO-A-B-A-A*-C-A-B–INTRO–A-C-A-A*-B

ENDING: On last 2 Basics join all hands and Raise them on last STOMP-STOMP!

INDIAN RUNNER

2 Wall Dance

Hop & Step 8 beats

& Hop step on the right

1 step left

2 move R foot beside L

3 Move R foot to side

4 step Right
& step back Left

5 Right heel out
& step on right foot

6 Cross left over right

7 1/2 turn to back

8 clap

Cross Left over right and kick Right
Cross Right over Left and Kick Left
Cross Left over right and scoot back on left

Step Right and tap Left toe Left heel

To Left: L R L R L
cha cha cha rock step

To Right: R L R L R
cha cha cha rock step

Pivot: Step forward left 1/2 turn to right - step right
Step forward left 1/2 turn to right - step right

2 Cha Cha's Forward: L R L R L R
cha cha cha cha cha cha

Step & Scoot back: step back Left scoot
Step back Right scoot
step back Left Scoot
step back Right Stamp

Music: Indian Outlaw - Tim McGraw
Taught by: Lee Adams LA. Country Liners
614-836-7955

Just Another Night

Advanced Line Dance with Interaction
Record: "Just Another Night" by the Real McCoy
Choreo: Jeff Driggs 29A Lake Chaweva, Cross Lanes, WV 25313 (304)776-5233
and special input by Travis Donaldson 8360 Briese Lane, Pensacola, FL 32514-3809

Begin in two lines, one behind the other. Those in the back line are # 1's. After the intro, they will be in front. The front line are # 2's. All turn and face the back.
WAIT 16 BEATS

INTRO

2's only do the following (8 beats)



1's do the same 8 beats until all are down.
Both lines together stand up and do the following:
Do 4 Canadian Basics in place (DS DT BO TCH) clap hands in front, over head, in front, over head.
Do four Clogging Basics (DS R S) to trace lines, #1's move up to right , #2's back to left. Move in one behind the other to 2 lines.

PART A (32 beats)

DS R S DS(OTS) S SL DR S S(XIB) S S DTS S S L R L R L L L R L R L L L R & & 2 &3 & 4 & 5 & 6 & a7a & 8	BASIC & KNEE BEND on SL, DR put R ankle behind left knee
DS SK BO S SK BO S R S L R L R L R L R L &1 a & 2 a & 3 & 4	SKUFFS & A BASIC turn 1/2 left on S R S to face the back
DT TCH(XIF) BO TCH(XIF) DS R S R R L R R L R &a 1 & 2 &3 & 4	TOUCH-TOUCH

Repeat BASIC & KNEE BEND, SKUFFS & A BASIC and TOUCH-TOUCH to face the front

PART B (32 beats)

#1's do the following 8 beats



#2's do the following 8 beats at the same time



Do 4 BASICS (DS R S) turning 360 to left to trade lines. While turning, back line moves to right and to front, front line backs up to left and moves in behind.
Repear 8 beat hand move (same as before), with 2's in front.
Repear line trade with four basics. Remember #2's will now back up to left while turning and #1's will move up to the right.



PART C (32 beats)

DS DT(OTS) S TCH DS/H S/H SL L R R L L R R L R &1 a& a 2 &3 & 4	REPLACE & A BURTON SHUFFLE

Do 2 BASICS turn 1/4 left and move to one line 

PART C CONTINUED ON NEXT PAGE

PART C CONTINUED...

```
S H(OTS) S S S H(OTS) S S
L R      R L R L      L R
& 1      & 2 & 3      & 4
```

MACNAMARA
clap hands over head on H(OTS)

Do 2 BASICS turn 1/4 left and move to two lines facing back 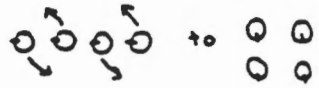

```
DT OUT  R(XIF) OUT  L(XIF) OUT  TOGETHER UP
L  BOTH BOTH   BOTH BOTH   BOTH BOTH     L
```

SCISSORS

Do 2 BASICS turn 1/4 left and move to one line 

"SOUL TRAIN" SWAY left & right 4 beats (grab on if you want!!!!!)

Do 2 BASICS turn 1/4 left and move to two lines facing front 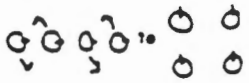

PART D (32 beats)

```
DS DS(XIF) S(XIB) S S
L  R       L      R L
&1 &2      3      & 4
```

CROSS AND SWING
Put R arm down in front on 2nd DS, swing up and back on S R S

```
DS DS DS R S
R  L  R  L R
```

TRIPLE

ALL MARCH FOUR STEPS and do the following:
#1's turn left to face back on first two steps, swinging arms over head to follow turn. March in place facing back on 3 & 4.
#2's march in place on 1 & 2. Turn left to face back on 3 & 4, swinging arms over head to follow turn.

MARCH & TURN

```
DS DS R S R S
L  R  L R L R
```

FANCY DOUBLE

Repeat CROSS & SWING, TRIPLE, MARCH AND TURN and FANCY DOUBLE to face front

SEQUENCE: A-B-C-C-D-A-B-C-C-D-A-C-D-A

KEEPIN' IT COUNTRY

ARTIST: KEN MELLONS
CHOREO: SALLIE ADKINS, 4354 CHARLOTTE RD. COLUMBUS, OH 43207
LEVEL: EASY INTERM LINE. WAIT 16 BEATS.

SEQUENCE: A. B. C. A. B. * ADD 2 WINSTERS* C.

PART A:

SUMMEY DS ROCK H(OTS) STEP RS DS ROCK H(OTS) STEP RS
VINE: L R R R LR L R R R LR

COWBOY: DS DS DS BR/SL(MOVE RT) DS RS RS RS
L R L R L R LR LR LR
2WINDSTERS: DS BR(XIF)/H BR(X)/H TOE-TCH(IB)/H
L R L R L R L
2 CHARLESTONS: DS TCH(IF)/H T-H TOE-TCH(IB)/H (TURN 1/4 LEFT
L R L RR L R ON EACH)
2 KY. SLIDES: DS SL STEP(XIB) DSRS DS SL STEP(XIB) DSRS
L L R L RL R R L RLR
2 ROCKING DS BR/H DSRS DS BR/H DSRS (TURN 1/4 ON EACH)
CHAIRS TURN: L R L R L R L R

PART B:

4 HEEL-STEPS: DS H-STEP H-STEP H-STEP H-STEP (GO RT CORNER)
L R L R L R L R L
4 SLAP-BACKS: DT(B)/H TOE-STEP(B) (BACKING UP)
R L R R
TRIPLE: DS DS DS ROCK STEP
R L R L R

REPEAT ABOVE STEPS (MOVE TO LEFT CORNER ON H-STEPS)

2 TURKEYS: H-STEP STEP(XIB) DSRS H-STEP STEP(XIB) DSRS
L L R L R R L R
LINE DANCE: STP STP STP TCH(MOVE LT) STP STP STP TCH(MOVE RT)
L R L R R L R L
2 WINDSTERS.

PART C:

VINE: DS DS DS DS DS DS DS RS (MOVE LEFT)
L R L R L R L RL
CHAIN ROCK: DS R S R S R S (TURN 1/2 RT.) DS KICK/H DS KICK/H
2 KICKS: R L R L R L R L R L R L
REPEAT ABOVE. THEN ADD 2 BASICS. DSRS DSRS.
L R
8 TOE-STEPS: TOE-STEP (TURN 360 LEFT)
L L

(5/95)

COUNTRY CLUB CLOGGERS
OBBY & KATHY HASSELL
ANCE DIRECTORS
313) 463-6663
1 MADISON - MT. CLEMENS, MI 48043

KICKER HUSTLE

(2 wall line dance)

(IN PLACE)	R STOMP HEEL (home)	R STOMP HEEL	R TOUCH HEEL (12 O'clock)	R TOUCH HEEL
	R TOUCH TOE (6 O'clock)	R TOUCH TOE	R TOUCH HEEL (12 O'clock)	R TOUCH TOE (6 O'clock)
	R KICK FORWARD			
(MOVING BACKWARD)	R STEP	L STEP	R STEP	L YOUR UP
(ROCK)	L DOWN	L YOUR UP	L DOWN	L 1/4 TURN LEFT
(VINE RIGHT)	R STEP	L STEP BEHIND	R STEP	L KICK
(VINE LEFT)	L STEP	R STEP BEHIND	L STEP	R KICK
(MOVING BACKWARD)	R STEP	L STEP	R STEP	L YOUR UP
(ROCK)	L DOWN	L YOUR UP	L DOWN	L 1/4 TURN LEFT

BEGIN DANCE AGAIN...

NOTE: This can be done to as fast a beat of music as you can physically perform the dance.

LET'S GET BACK TO ME & YOU

CHOREO: BRENT MONTGOMERY
4967 DIXIE HIGHWAY
FRANKLIN, OHIO 45005
RECORD: LET'S GET BACK TO ME & YOU
BY: ALAN JACKSON

INTRO: WAIT 16 BEATS

PART A

STOMP	DBL	DBL	BALL	S	H	HOP	BR(BCK)	H	HOP	BR(BCK)	BALL	
L	R	R	L&R	L	R	L	R	R	L	R	R	"MEGA-TAP STEP

SL	B	H	B	H	B	H	(CHUG SL)	
R	L	R	R	L	L	L	L R	

DS	R	S	HOP	H	SL	TCH	SL.	DBL.	OUT-IN	UP	S	T	B	H	P	H	S	
L	R	L	L	R	L	R	L	R	L&R	R	R	L	L	R	R	L	L	"BRENT'S WAY"

TURN 1/2 TO FACE THE BACK

REPEAT TO FACE FRONT

PART B

DS	TCH	UP	CROSS	OUT	H	S	R	S	DS	T	B	H	S	T	B	H	S	
L	R	R	L	L	L	L	R	L	R	L	L	R	R	L	L	R	R	"THE CHICKEN LEG"

DBL	H	BALL	H	H	P	SL	
L	R	L&R	R	L	R	L	"KITCHEN-SLIP"

DBL	(H OUT)	S	R	S	BALL	SL	
R	L	L	R	L	R	R	"BURTON STEP"

TURN 1/2 ON BURTON STEP TO FACE BACK & REPEAT.

PART C

DS	DS	DS	DS	DS	DBL	SL	R	S	S	SL	
L	R	L	R	L	R	L	R	L	R	R	"CLOG-OVER VINE"

DS	DBL	SL	T	H	R	S	STOMP	DS	S	SL	R	S	
L	R	L	R	L	R	L	R	L	R	R	L	R	"FRIC STEP"

TURN 1/2 EACH WAY ON THE LAST PART OF THE FRIC REPEAT.

ENDING: REPEAT 1/2 OF B AND DO A TRIPLE ROCK STEP.

SEQUENCE: A B C A B C R B ENDING

Long Legged Hanna
Music: Long Legged Hanna by Butte Montana
Taught by: Lee Adams 4441 Drycott St. Groveport OH 43125 614-836-7955

4 Wall Dance 52 Counts

Hitchhike: Fan Right Foot to Right 2 times with Right Thumb
Fan Left Foot to Left 2 times with Left Thumb

Full circle turn to Right: Step 1/4 turn on the Right Foot and Swing Left to make the turn.

Shoulder Rolls: Roll Left back slowly 2 Beats
Roll Right back slowly 2 Beats

Cha Cha Cha's with Rock Steps:

	Forward	L	R	L	R	L
		cha	cha	cha	rock	step
	Back	R	L	R	L	R
		cha	cha	cha	rock	step
	Left side angle body	L	R	L	R	L
		cha	cha	cha	rock	step
	Right side angle body	R	L	R	L	R
		cha	cha	cha	rock	step

Long Leg shake:	Step on ball of Right foot	Shake Knee	Hold 2 Beats
	Step on ball of Left Foot	Shake knee	Hold 2 Beats
	Step on ball of Right Foot	Shake Knee	Hold 2 Beats
	Step on ball of Left Foot	Shake Knee	Hold 2 Beats

Cross Slaps:
Step Right over Left - Kick Left to side and Slap with Left Hand
Step Left over Right - Kick Right to side and Slap with Right Hand
Quickly 1/4 Pivot to Left

Brush Right Foot forward - Back
Stomp Right - Left - Clap

Welcome to the Wonderful World of Country Line →

DANCE LINE #670
Four Count Vine
Electric Slide
Bartender Stomp
Boot-Scooting Boogie
Swingin'
Slap Leather
Tush Push

DANCE LINE #671
Earth Quake
Karrie Lane
Honkytonk Stomp
Berlin Boogie
Alley Cat
Cowboy Motion
Shot Gun

DANCE LINE #672
Watermellon Crawl
Mercury Blues
Honky Tonk Twist
Indian Runner
Long Legged Hannah
Reggae Cowboy
Walken Wazzie
Four Corners

DANCE LINE #673
Rocky Magnolia Stomp
Big Heart
God Bless Texas
Dance Ranch Romp
Cherokee Kick
Montgomery Cha Cha
Choc City Hustle

GREAT NEW

Dance Line Videos

by Lee Adams



$24.95

Lee takes you step by step through these exciting routines
Dance confidently with others
SATISFACTION GUARANTEED

We also have music, dance shoes, dance and high country boots

STEVENS
1-800-544-7824
1-800-531-9335
1-412-662-0808
1-412-662-2050


The One...
The ONLY...
BUCK TAPS
BY STEVENS STOMPERS

MADE FROM STEEL
Like other fine musical instruments, Stevens Buck Taps are made from steel, not aluminum.

THEY WON'T CRACK
Because they're made from steel, they won't crack - guaranteed!

ANTI-FLOOR-SCRATCHING
With all of the patented, anti-floor-scratching features of our original Stevens Stomper.

TAPS
SHOES
RECORDS
TEACHING VIDEOS
NOVELTIES
GIFTS

CALL OR WRITE FOR YOUR FREE CATALOG. DEALER REQUESTS ALSO WELCOME.

STEVENS
The Name In Clogging-
49 Franklin Rd.
P.O. Box 112
Mercer, PA 16137

CALL TOLL FREE
1-800-722-8040 USA
1-800-544-7824 CANADA
1-800-531-9335 FAX (USA & CANADA)

1-412-662-0808 OVERSEAS
1-412-662-2050 FAX (OVERSEAS)

Mark your calendars now!

for the 5th Annual

MEMORIAL DAY DANCE SPECTACULAR

featuring

STEVE SMITH TANDY BARRETT

JEFF DRIGGS

CHARLIE BURNS SALLIE ADKINS

Memorial Day Weekend 1996

Clogging & Country Dance Workshops, Expanded Competition!

HERITAGE CLOG SUPPLY

SALLIE ADKINS

RECORDS (45), CURRENT & OLDIES, COUNTRY, BLUEGRASS, POP & RAP;
SINGLE CASSETTES, FULL CASSETTES, VARIETY OF SHIRTS WITH CLOG DESIGNS;
CLOG SHOES; STEVENS & BELL TAPS; CLOG BADGES, DIPLOMAS, WINDOW STICKERS;
JEWELRY; SHOE BAGS; CALIFONE VARIABLE SPEED TAPE RECORDERS;
NADY WIRELESS MIKES

MAIL ORDERS AVAILABLE, CALL 1-614-491-0149

SEND ORDERS TO:
HERITAGE CLOG SUPPLY
P.O. BOX 32486
COLUMBUS, OH 43232

COUNTRY CLUB CLOGGERS
BOBBY & KATHY HASSELL
DANCE DIRECTORS
(313) 463-6663
31 MADISON - MT. CLEMENS, MI 48043



19
&
20

OKIE STOMP

	R		R		R		R	
(IN PLACE)	HEEL OUT		TOGETHER		TOE TOUCH RIGHT SIDE		TOE TOUCH BEHIND L	
	R		L	R	L			
(TRAVEL RIGHT)	STEP		STEP BEHIND	STEP	STAMP			
	L		R	L	R			
(TRAVEL LEFT)	STEP		STEP BEHIND	STEP	STAMP			
	R		R	L	R	R	L	
(KICK BALL STEPS)	KICK		BALL	STEP &	KICK	BALL	STEP	
	R		L	R				
(TRIPLES FORWARD)	STEP		TOGETHER	STEP				
	L		R	L				
(TRIPLES FORWARD)	STEP		TOGETHER	STEP				
	R		L	R				
(TRIPLES FORWARD)	STEP		TOGETHER	STEP				
	L	R						
(1/4 L WITH 2 STOMPS)	STOMP	STAMP	(TURN 1/4 LEFT TOTAL ON THESE 2 STEPS)					

START OVER

PARTNER VARITIONS:
1. DO NOTHING
2. MAN CROSSES BEHIND LADY REVERSING SIDES
3. ONE HANDED TWIRL CW FOR LADY AGAIN REVERSING
4. TWIRL LADY CCW HOLDING ON TO BOTH ARMS THUS ENDING UP WITH CROSSED ARMS UNTIL THE STOMPS AND UNTWIRL.

REDBIRD

Interactive Line/Easy Intermediate Steps/Couples
Any # of even couples (4-6 best)
Choose "promenade couple"
Wait 2 beats & Stomp-Stomp:

Music: Hammered Dulcimer with Alisa Jones
Company: Smoky Mt. Music C5194N
Choreo: Steve Smith

Beats	Formations	Steps
8	California Twirl partner & face down sideways column	4 Basics
8	Promenade to a circle—clap on 8th beat	4 Basics
8	Join hands and circle left	1 Rocking Chair & Triple
8	Join hands and circle right	1 Rocking Chair & Triple
8	Move into the center and yell; come on back	1 Triple Hop & Triple Back
8	Face partner and pull by with R hand; pull next person by w/L hand (1's will face in; 2's out)	4 Basics
8	All move forward & yell (1's in; 2's out)	1 Triple Hop & Triple Back
8	Pull L hand person by L hand and move into Varsouvienne position with partner—down line of dance in circle	4 Basics
8	Promenade in a circle to a Sideways Column	8 Basics
8		
8	London Bridge (over then under—joining inside hands)	8 Basics
8	Turn 1/4 L into one line facing front	
8	In one line	Triple Kick (F); Triple Back
8		Burton Stamp & Stomp Double
8	Arms around waists; bounce-Kick R (diag. L)—bounce Kick R (diag. L) bounce-Kick L (diag. R)—bounce Kick L (diag. R)	
8	Walk backward in line 4 steps-bent over at waist; Walk forward!—Big Step L—close R; Big Step L-close R	
8	2's (girls) "Rise & Shine" moving forward (1's clap)	4 Basics
8		1 Scottie & Hop Triple(360 L)
8		1 High Horse
8		1 Triple & 1 Triple Kick Turn
	2's Return to Back line after "High Five'ing' 1's	
8	1's (boys) "Rise & Shine" moving forward (2's clap)	4 Basics
8		1 Scottie & Hop Triple(360 L)
8		1 High Horse
8		1 Triple & 1 Triple Kick Turn
8	1's return to Back line and make uneven line	4 Basics
8	2 Kicks; Look at L hand person when kicking L; R hand person when kicking R; Turn 1/2 R w/partner to again form uneven line	2 Kicks-2 Basics
8	2 Kicks; Look L & R again; Turn 1/4 R in promenade position	2 Kicks-2 Basics
8	Promenade to Diagonal Column; Facing diagonally	8 Basics
8	R Hand around	4 Basics
8	L Hand around	4 Basics
8	Do-si-do R shoulders	4 Basics
8	Cuddle and then Roll out of Cuddle; Facing Front	2 Basics on each move
8	Forward & Back as a couple	1 Triple Kick F; 1 Triple back
8	Circle 360 L	Burton Stamp
8	1/4 L on each	4 Quarter Kicks
8	1's move back; 2's move forward (both only slightly); end with L arm extended F; R arm extended back!	Move on 2 basics; end with Stumpjumper

RED NECK

A 4 Wall Intermediate Level Country Line Dance
Choreo: Tandy Barrett of Lawrenceville, GA - Kick It Up Productions Workshop Team
GOOD MUSIC: "Cotton Eyed Joe" by Red Nex

Wait 16 beats after A Cappella singing

STEP NAME	STEP DESCRIPTION						
Cotton-Eyed Joe	Heel (Tch OTS) R	Toe (Tch XIF) R	Polka Step (to R) R-L-R				
	Heel (Tch OTS) L	Toe (Tch XIF) L	Polka Step (to L) L-R-L				
Pivots	Step (pivot 1/2 L) R		Step L	Polka Step R-L-R			
	Step (pivot 1/2 R) L		Step R	Polka Step L-R-L			
Red Neck	Polka Step R-L-R	Polka Step L-R-L	Polka Step (forward) R-L-R				
	Ball L	Step R	Ball L	Step (1/2 turn R) R			
Red Neck	Polka Step L-R-L	Polka Step R-L-R	Polka Step (forward) L-R-L				
	Ball R	Step L	Ball R	Step (1/2 turn L) L			
Hunker	Heel (Tch F) R	Toe (Tch B) R	Heel (Tch F) R	Toe (Tch B) R			
Side Gallops	Step R	Close L	Step R	Close L	Step R	Close L	Step R
Kick Polka	Step L	Kick (1/4 L) R	Polka Step R-L-R				
Walks	Step L	Step R	Step (forward) L	Stamp R			

START OVER FACING 1/4 LEFT

ROCKIN' THE ROCK

LEVEL: Int.
Music: Larry Stewart — CHOREO: Charlie Burns
Start on 17th beat

== A ==

Charleston

Stomp Double — STOMP DS RS RS
L

22 — DS DS(x16) DT DT DS(16) RS DS KICK
L

REPEAT PART A

== B ==

Heel Hop — HH HH HH HH
LL RR LR LL

Bouncey — DS DT BOUNCE BOUNCE DT BOUNCE BOUNCE
L R L&R L&R R L&R L&R

Forward & Back — DS DS DS KICK DS DS DS RS
L

Double Kick — DS DS RS KICK
L

Heel Hop

== C ==

(turn 360 right)
Clog Vine — DS DS DS DS DS DS DS RS (repeat clog vine to right)

SEQUENCE: A B A B C A B Ending: DOUBLE KICK - HEEL HOP
DOUBLE KICK - HEEL HOP
DOUBLE KICK - HEEL HOP

RUNAWAY INT - INT +

REAL MCCOY (SINGLE VERSION) ARISTA #12808-4
CHOREO: JEFF PARROTT, LEXINGTON, KY
TANDY BARRETT, LAWRENCEVILLE, GA
WAIT 16 BEATS AFTER SLOW PART

PART A

Rocking Chair Triple
DS KICK DS RS DS DS DS RS (Forward)
L R R LR L

Cha Cha Basics
DS RS (to Left) DS RS (to right) (moving forward)
R L

Push-back
BALL(PUSH) STEP *S R S *(1/2 Right)
R L R L R
& 1 & 2 & 3 & 4

Repeat
PART A as written

PART B (RAP)

Brotha
HOP KICK (XIF) HOP KICK (XIF) HOP (XIF) KICK KICK
L R R L L R R
& 1 & 2 & 3 & 4

HOP KICK (XIF) HOP KICK (XIF) HOP (XIF) KICK KICK
R L L R R L L
& 1 & 2 & 3 & 4

Texas
DS DS (XIB) STEP STOMP DS (XIB) STEP STOMP
L R L R L R L
&1 &2 & 3 &4 & 5

DS (XIB) STEP STOMP KICK
R L R L
&6 & 7 & 8

Repeat
PART B as written

PART C

Crazy Kentucky
DS DR STEP (XIF) DS DR STEP (XIB) DS DS RS RS
L R L R L

High Horse Turn
DS BR(XIF) SL BR(OS) SL STEP STEP(XIF) STEP(1/2 Left)
L R L R L R L R

SL DS DS RS
R L

Repeat
PART C as written

PART D

Walk-over
STEP STEP (XIF) STEP (XIB) STEP (1/4 L)
L R L R
&1 & 2 & 3 & 4

RUNAWAY - PAGE 2

PART D CONTINUED

Walk Back	BALL-STEP BALL-STEP BALL-STEP BALL-STEP (Backing) L R L R
Repeat	PART D - 3 more times
	BREAK
Stomp Basic Kick	STOMP DS RS KICK (forward) L R L
Stomp Basic Kick	STOMP DS RS KICK (forward) L R L
Jump	JUMP TO LEFT TO RIGHT (L - R) & 1 & 2
Side Jump	JUMP JUMP JUMP (To Left) (L-R) & 3 & 4
Karate Turn	DS PIVOT 1/2 L STEP KICK L (L) R L
Repeat	BREAK as written
	SEQUENCE

A B C
A D
B C
A A
BREAK
1/2 C
A A D
B

SOLD!

Easy Intermediate/Intermediate Line
Wait 16 beats:

Artist: John Michael Montgomery
Choreo: Steve Smith

A

BASIC & DRAG DSRS-DR-STEP(XIF)-RS—DSRS-DR-STEP(XIF)-RS
L L R L L R

SLAP & SPLIT DT-SL-DR-STEP—DT(B)-PIVOT(1/2 R)-STOMP-DS-DSRS (CLAP 2nd time)
L R R L R both feet R L R

REPEAT ABOVE STEPS

B

—1/2 L—
AUCTION STEP DS-DD-RS—DT-BOTH FEET OUT-CROSS BOTH-UNCROSS-HOP-HOP-RS—K
L R R LR R(XIF) L LR R R LR L

TRIPLE KICK DS-DS-DS-KICK (forward)
L

SYNCOTAP STEP-DT-ROCK-STEP—STEP-DT-ROCK-STEP-STEP
R L L R L R R L R
1 e& a 2 & a3 e & 4

*REPEAT ABOVE STEPS
* 2nd time through—replace Triple Kick & Syncotap with 2 BOOGIE BASICS!

C

STAMP 4 DS-STAMP—DS-STAMP—DS-STAMP—DS-STAMP—DSRS
L R R L L R R L L

REPEAT ON OTHER FOOT

Break

—diagonal left—
KICKIN' DOG DS-DS-DS-KICK—DT-SL-DR-STEP(B)-STEP(B)-STEP(B)
L R L R R L L R L R

REPEAT ABOVE (diagonal right)

Bridge

ROCKER STEP RS-DS-DS-RS (1/4 R on each)
LR L R LR

DO ABOVE STEP 4 TIMES

ENDING: "KICKIN' DOG"—"TRIPLE KICK"—"SYNCOTAP"

SEQUENCE: A-B-C—break—A-B-C—1/2 break—bridge—B-C—ENDING

SOLD!



Intermediate Line Dance
Music By John Michael Montgomery
Choreo by Jeff Driggs of 29A Lake Chaweva, Cross Lanes, WV (304)776-5233

WAIT 16 BEATS

PART A	**PART A**
DS DR S(XIF) DS DR S(XIF) S S(XIB) S S(XIF) DS R S L L R L L R L R L R L R L &1 & 2 &3 & 4 & 5 & 6 &7 & 8	KY DRAG & RUN
DT BO/TCH(XIF) DT BO/TCH(XIB) DT BO/TCH(XIF) BO/KICK(OTS) BO/TCH(XIF) R L R R L R R L R L R L R &a 1 &a 2 &a 3 & 4	BOUNCES
DS DS DS R S R L R L R	TRIPLE TURN turn 1/2 Left
REPEAT KY DRAG & RUN, BOUNCES AND TRIPLE TURN TO FACE FRONT.	REPEAT
PART B	**PART B**
STOMP DS H* H S H* H S HOP SKUFF BO TCH(XIF) BO DS R S L R L R R L R R L R L R L R L R 1 &2 & a 3 & a 4 & a 5 & 6 &7 & 8	SOLD! * TAKES WEIGHT
DS KICK(B & PIVOT 1/2 L) S S S SL L R R L R R &1 2 & 3 & 4	KARATE RUN
DS DS R S R S L R L R L R	FANCY DOUBLE
REPEAT SOLD!, KARATE RUN AND FANCY DOUBLE TO FACE FRONT THEN ADD	
DS DT BALL BALL BALL BALL BALL DS DT BALL BALL BALL BALL BALL DS DS L R R L R L R L R R L R L R L R &! &a 2 a & a 3 &4 &a 5 a & a 6 &7 &8	J.P.
DS S(XIF) S S S(XIF) S SL L R L R L R R	MOUNTAIN GOAT
PART C	**PART C**
DS R S R S R S, DS R S R S R S L R L R L R L R L R L R L R	CHAIN LEFT & RIGHT clap on each S
DS BR SL DS R S L R L R L R	ROCKIN' CHAIR TURN turn 1/2 left
DS DS R S R S L R L R L R	FANCY DOUBLE TURN turn 1/2 left
BREAK	**BREAK**
DS DS DS BR SL L R L R L	TRIPLE BRUSH move forward
DS DS DS R S R L R L R	TRIPLE move back

SEQUENCE:A-B-C-A-B-C-BREAK-B-C

Canadian Cloggers Call 1-606-678-3012 Collect

Sail the Fascination Cruise To The Southern Caribbean

Welcome

Cloggers & Friends

Cloggers, bring your shoes!

FEBRUARY 3 - 10, 1996

Carnival Cruise Lines FASCINATION SUPERLINER
Seven-night cruise out of SAN JUAN

Book early! This is a super rate for THE NEWEST SUPERLINER
There are a limited number of cabins available at these rates!



Fascination

	Group rate per person with Air	Group rate per person, Cruise only	
INSIDE CABIN — CATEGORY 4	$1299 Per Person*	$869 Per Person	**Ports of Call:**
INSIDE CABIN — CATEGORY 5	$1329 Per Person*	$889 Per Person	**St. Thomas, Guadeloupe,**
OUTSIDE CABIN — CATEGORY 6	$1399 Per Person*	$969 Per Person	**Grenada, La Guaira/**
3rd or 4th PASSENGER IN CABIN	$719 Per Person*	$419 Per Person	**Caracas, Aruba**

** Air fare may be slightly higher west of the Mississippi per person*

Above rates include cruise, round trip air fare (except cruise-only rates) and transfers between airport and ship as well as organized dancing on deck while at sea (weather permitting). As part of your on-ship dancing activities with Steve, Charlie and Darl. It is very important that you schedule your cruise through Cumberland Travel

Port charges and tax are approximately $107.30 per person, plus airport tax which varies depending upon which airport you travel from

$200 deposit per person due at time of reservation, or $100 at time of reservation and $100 additional by September 1, 1995
Additional monies are welcome at any time, and final payment is due Nov. 25, 1995. Payment is refundable until Nov. 25, 1995
Cancellation penalties: 60-30 days prior, $100/person. 29-4 days prior, $200 person. Within 3 days prior, non-refundable

Carnival's Cruise Vacation Protection Plan is available for $69/person
This covers non-refundable trip charges for cancellation due to illness or death (pre-existing conditions are excluded)
Please contact Cumberland Travel for additional information

Proof of citizenship is required. Valid passport, or birth certificate with raised seal along with photo ID (such as drivers license)

Pre and post Cruise packages are available. The options and prices are in the back of the brochure. Call Diana for more information.

SPONSORED BY

CUMBERLAND TRAVEL	STEVE SMITH	CHARLIE BURNS	DARL MORELAND	LLOYDS GARAGE
PO Box 777	3363 Ironworks Pike	38 Amanda Drive	PO Box 722	Ronnie Lloyd
Somerset, KY 42501	Georgetown, KY 40324	London, KY 40741	Greenfield, IN 46140	PO Box 661
1-606-678-3012 or	1-502-863-6667	1-606-878-0798	1-317-467-0156	Burnside, KY 42519
1-800-737-3012				1-606-561-5010

YES, We want to take a FASCINATION CRUISE with Our Clogging Friends!

(Fill out and return to **Cumberland Travel, P.O. Box 777, Somerset, KY 42502)**

Legal Name _____ 2nd Passenger _____

Address _____

Phone Daytime _____ Home _____

Accommodations

Inside — Category 4 ☐ $1299* ☐ Cruise Only $869
Inside — Category 5 ☐ $1329* ☐ Cruise Only $889
Outside — Category 6 ☐ $1399* ☐ Cruise Only $969

NOTE: Port charges and departure tax of approximately $107.30 will be added to final payment.

**Prices may be slightly higher west of the Mississippi per person*

Please list the city you will be flying from _____

Dining preference ☐ Smoking ☐ Non-smoking

Vacation Protection Plan Travel Insurance ☐ Yes ($69 person) ☐ No

Deposit ☐ Check ☐ Charge MasterCard VISA Discover

Card No _____ Exp Date _____

Signature _____

Simone & Lynne's ***Spring Fling***



FEBRUARY 29, MARCH 1 & 2, 1996

Competition Sunday March 3, 1996

THE GRAND HOTEL & CONVENTION CENTER ★ PIGEON FORGE, TN

OUR STAFF WILL INCLUDE:

SCOTTY BILZ
DIETER BROWN
CHARLIE BURNS
CHARLENE BURTON
NAOMI FLEETWOOD

COLLIN DITTY

SHERRY GLASS
LYNNE GOODE
DARL MORELAND
BILL NICHOLS
SIMONE PACE

AND INTRODUCING:

DUSTY GIAMONCO

MISSY SHINOSKI
JEAN STEPHENSON
CHIP SUMMEY
DIANE WELLS
CHIP WOODALL

CHRIS HILL

Simone Pace
P O Box 487
Lyman, SC 29365
(803) 949-3300

Lynne Goode
8078 Kingston Pike Ste 122
Knoxville, TN 37919
(615) 694-5080

SUMMERTIME BLUES

" THEME SONG FOR THE 1995 CLOGDOWN WORKSHOP "

Easy Intermediate

Artist: Alan Jackson
Choreo: Atticus Sumner

START - WAIT 8 BEATS

INTRO-

COUNTRY CLAPPER

HEEL(OIF) CLAP(ARMS UP) S TOE(IB) S H(OIF) CLAP CLAP
L HANDS L R R L HANDS

S TOE(IB) S H(OIF) CLAP CLAP CLAP
L R R L HANDS

PART A-

BASIC VINE

DS R(XIB) S(UX) SKUFF(1/2LT.) S R(XIB) S(UX)
L R L R R L R

SLAPPIN'

DS SLAP(LT. HAND TO RT. FOOT-XIB) S SLAP(RT. HAND/LT FOOT-XIB)
L R R L

S SLAP(LT. HAND/RT. FOOT-XIB) S
L R R

(REPEAT THIS PART AGAIN)

PART B-

WHIPLASH & SCOOT

DS SL S DR S SL S DR - S SL S SL S SL S / H(OIF)
L L R R L L R R L L R R L L R L

PART C-

HEEL BOUNCES

DT B/H B/H B/H B/H B/H B/H B/H B/H
L L R L R R L R L L R L R R L R L

SUMMER TIME STEP

B/H(OIF) B/TOE(XIF) B/H(UX) B/TOE(IB)
L R L R L R L R

B/H(OIF) B/TOE(XIF) S(UX)
L R L R R

SUMMERTIME BLUES cont...

" THEME SONG FOR THE 1995 CLOGDOWN WORKSHOP "

PART D-

SMOOTH COUNTRY	S(OTS)		S(TOGETHER)		S(OTS)		S(TOGETHER)		S(OTS)		S(1/4RT.)
	L		R		L		R		L		R
	1		&		2		&		3		&

[— 1/2 RT —]

H	H	S	S	STOMP	DT	B/H	B/H	B/H	CLAP
L	L	R	R	L	R	RL	LR	RL	HANDS
4	&	5	&	6	&	7	&	8	&

(REPEAT 3 MORE TIMES)

BREAK I -

DO THE COUNTRY CLAPPER WITHOUT THE FIRST - HEEL(OIF) & CLAP .

BREAK II -

DOUBLE BASIC	DS	DS	RS	
	L	R	LR	

ENDING -

1 SUMMER TIME STEP
1 DOUBLE BASIC (left foot)
1 SUMMER TIME STEP (throw right hand out on last step - hold position)

SEQUENCE -

INTRO A B C INTRO A B C D BRK I A B C D BRK I

A C BRK II C BRK II ENDING

THIRD ROCK FROM THE SUN

INT LINE

EPIC 45 RPM 34-75-577 TIME: 2:45
CHOREO: TANDY BARRETT, LAWRENCEVILLE, GA
JEFF PARROTT, LEXINGTON, KY
INTRO: WAIT 16 BEATS

PART A

Turkey Pull Triple	Heel (tch f) step ds rs (1/4 L) ds ds ds rs L R L R
Repeat	Part A - 3 more times

PART B

Rocking Chair	Ds kick ds rs (1/2 L) ds kick ds rs (1/2 L)
Mambo	Step rs rs rs (forward diag L) L
	Step rs rs rs (forward diag R)

PART C

Basics	Ds rs ds rs ds rs ds rs (full turn L) L R L R

PART D

Clog Over	Ds ds(xib) ds ds(xif) ds ds ds rs (to L) L
Repeat	Clog -over to right - opposite foot
Chain around Triple	Ds rs rs rs (full turn L) ds ds ds rs L
Kicks (backing)	Ds kick ds kick ds kick ds jump (hold) L R L R L-R

PART E

Clap clap Slap (L hip) slap (R hip)
(hands)

Jump Jump (forward)
L-R L-R

BREAK

Triple Hop Triple	Ds ds ds hop (forward) ds ds ds rs L R

SEQUENCE

A B C, A B C D E C BREAK,
A B C, A B C D E*, D E* E* E, C BREAK

* (4 Stomps or Jumps instead of 2)

T H I S T I M E

LEVEL: Easy Intermediate
CHOREO: Charlie Burns
MUSIC: Sawyer Brown / Wait 16 Beats

- - - A - - -

```
                                    ( 1/4  L  )  &5 &6
1 Mountain Goat  DS ST(xlf) S S S S SL   HH HH ST DR ST ST
  & Dig           L  R      L R L R  R   LL RR  R  R  L  R
```

Repeat All Four Walls Omitting Last Four Beats When Facing Front

- - - B - - -

```
                                        &  5      &  6      &  7  &      8
1 This Time   DS-DS(xf) DT H DT H ST ST(xb) ST ST(xf) ST SL ST(xb) ST
               L  R      L R  L R  L  R      L  R      L  L  R      L

                  (1/4 R) (1/2 L)      (3/4 R  )
: Basic & Triple   DSRS    DSRS       DS RS RS RS
          Rock      R        L          R
```

Repeat Part B

- - - C - - -

```
                                      ( moving forward  )
1 16 Beat Step  DT(b) DT(f) DSRS  -  DR ST DR ST DR ST RS
                 L     L             L  R  R  L  L  R LR

                  (turn 1/2 R )     (backing up)
                 DS H H RS ST SL  -  DS DS DS DS
                  L R L RL  R  R      L
```

REPEAT PART C

```
- BREAK -   4  TOE HEEL(full turn left)
              L   L
```

SEQUENCE: A B BREAK A B C B ENDING 2 Basic
2 Triple Rock turn 360
On Each

OUNTRY CLUB CLOGGERS
BBY & KATHY HASSELL
VICE DIRECTORS
) 463-6663
ADISON - MT. CLEMENS, MI 48043

Wooden Nickel

Shuffle steps	ST	ST	ST		ST	ST	ST		ST	ST	ST		ST	ST	ST								
	L	R	L		R	L	R		L	R	L		R	L	R								
Step drag	STEP(FORWARD/LEFT)							DRAG(UP BEHIND)															
	L							R															
Kick over steps	STEP		KICK(XIF)		STEP		KICK(XIF)		STEP		KICK(XIF)												
	L		R		R		L		L		R												
Rock turn	ROCK(F)		ROCK(B)		ROCK(F)		KICK/TURN(1/2 R)																
	R		L		R		L																
Back stroll	STEP(B)		STEP(B)		STEP(B	TR 1/2 L)		STEP(F)		STEP(F	TR 1/2 R)		LIFT										
	L		R		L			R		L			R										
Back stamp	STEP(B)		STEP(B)		STAMP		STAMP																
	R		L		R		R																
Step turn	STEP(F)		TURN/LIFT(TR 1/2 L)																				
	R		R		L																		

Glossary of abbreviations

ST	STEP
L	LEFT
R	RIGHT
XIF	CROSS IN FRONT
F	FRONT
B	BACK
TR	TURN

This dance can be done to any medium paced music.

WORKING MAN BLUE

ARTIST: JED ZEPPELIN
CHOREO: SALLIE ADKINS, 4354 CHARLOTTE RD. COLUMBUS, OH. 43207
LEVEL: INTERM. LINE. WAIT 16 BEATS.

SEQUENCE: A B, A B, A B, BRIDGE, A B, A B, B, BRIDGE

PART A:

DBL.BACKS: DT(B)/H TOE(TCH-B)/H DT(B)/H TOE(TCH-B)/H
L R L R L R L R

H-ROCKS: DS HEEL(F) STEP ROCK(IB) STEP BR/SL
L R L R L R L

REPEAT WITH OPPOSITE FOOT.

DBL-UPS: DS DT(UP)/SL DS DT(UP)/SL (TURN 1/4 LEFT ON EACH)
L R L R L R

KARATE: DS KICK(PIVOT 1/2 LT)/H DS KICK/H
L R L R L R

UNSLURS: DS SLUR-UP/H DS SLUR-UP/H
L R L R L R

TRIPLE FLANGES: DS(XIF)FLG BALL/FLGE BALL/FLGE BALL/HEEL-UP/SL
L R R L L R R L R

PART B:

BASICS: DSRS DSRS
L R

BLUES: DT-BALL/H(F) BO/TOE(XIF) BO/H(F) HEEL/SL
L R L R L R R L

TBL.KICK- DS DS DS KICK/H DS DS STOMP STOMP SHUFFLE
SIMONE: R L R L R L R L R BOTH

BRIDGE:

CHAIN STOMPS: DS RS RS RS (TURN 3/4 LT) DS DS DS RS (FWD)
TRIPLES: L RL RL RL R L R LR
REPEAT 3 MORE TIMES.

2 OUTHOUSES: DS TCH(F)/H TCH(XIF)/H TCH(F)/H
L R L R L R L

8 CRAZY LEGS: DS DS DS DS DS DS DS DS (BACKING UP)
L R L R L R L R

YOU GOTTA BE MY BABY — E-Z LINE

MERCURY "RED HOT COUNTRY" DOLLY PARTON TIME:2:36
CHOREO: TANDY BARRETT, LAWRENCEVILLE, GA
JEFF PARROTT, LEXINGTON, KY
INTRO: 16 BEATS

PART A

Basics	Ds rs ds rs L R	
Possum trot	Dr step(xif) dr step(xif) step sl step sl R L L R L L R R	
4 Steps	Step step step step (forward) L R L R	
Flea Flicker	Dt step dt step (backing) L L R R	
Repeat	Part A as written	

PART B

Tenn Mt Fancy Dbl	Stomp dt ds rs (1/2 turn L) ds ds rs rs L L R	
Repeat	Part B as written	

PART C

Brush	Ds step (xib) ds br sl (1/2 L) L R L R L	
Pushoff	Ds rs rs rs (to R) R	
Repeat	Part C as written	

PART D

Hippity Hop	Ds hop rs hop (facing L) ds hop rs hop (facing R) L R	
Basics	Ds rs ds rs ds rs ds rs (full turn L) L R L R	

END

Quarter Kicks	Ds kick ds kick ds kick ds kick (full turn L) L R L R	
Basics	Ds rs ds rs L R	

SEQUENCE

A B C, D C, A B C, D C, END