Kathy Ripberger

3rd Annual "Camp Clog"
WORKSHOP, TEACHER TRAINING AND COMPETITION
August 7 & 8, 1993
at Natural Bridge State Park in Slade, KY

featuring

Tandy Barrett Jeff Driggs
Jeff Parrott



"STEP BACK IN TIME!"

SYLLABUS

1993 CAMP CLOG

Workshop & Competition
SCHEDULE OF EVENTS

TIME	MAIN HALL Activity Center/Multipurpose Room	SEMINAR HALL T.A.P. (Teacher Assistance Program)
9:00 am	Tandy Barrett "Leave Me The Radio" INT CNTY	
10:00 am	Jeff Driggs "Standing on the Edge of Love" HIGH INT CNTY	Tandy Barrett Non-Traditional 4 Couple Precision (you will learn a complete intermediate routine)
11:00 am	Jeff Parrott "Jump, Everybody" INT ROCK	
NOON	LUNCH	LUNCH
1:30 pm	Jeff Driggs "No Limit" INT RAP	Jeff Parrott Freestyling Tips for Competition
2:30 pm	Tandy Barrett "Stop on a Dime" INT CNTY	Jeff Driggs Formations and Figure Work
3:30 pm	Jeff Parrott "Gonna Have a Party" INT CNTY	Tandy & Jeff T.A.P. (Teacher Assistance Program) What's it about?

Special thanks to the W.V. Kickers and L.A. Express for their help hosting Camp Clog.

SATURDAY NIGHT 7:30 pm - HOEDOWN ISLAND DANCE Use your ticket to get free admittance to the dance featuring Richard Jett, Jeff, Jeff & Tandy. Exhibitions, freestyle, easy mixers and lines, plus requests and a few surprises.

SUNDAY - CAMP CLOG COMPETITION

9:00 am - Registration and Director's meeting in Multipurpose room.
9:30 am - Competition begins. Categories will be danced in the following order:
DUO/DUET, LINE, TEAM, SHOW, SOLO FREESTYLE, A CAPELLA FREESTYLE, OVERALL FREESTYLE DANCE-OFF
Trophies will be awarded throughout the event. Remember, dancers with a workshop ribbon are pre-registered to dance solo freestyle only. Numbers must be picked up at registration.

COMPETITION JUDGES - Tandy Barrett, Jeff Driggs, Jeff Parrott
EMCEE - Colonel Joe Esposito
HEAD SCOREKEEPER - Missy Fuller

On behalf of the Camp Clog staff, thanks for coming! We appreciate your support and welcome any suggestions you may have to make future Camp Clogs a truly great experience for you and your clogging family!

Gonna Have A Party All Night Long

Intermediate Line Dance CCC 1993

Artist: Randy Travis
Choreography: Jeff Parrott & Tandy Barrett

Introduction: 5 sets of 8

Part A

2 Basics	DS	RS	DS	RS	DT	KICK(OTS)		TCH(XIF)	KICK(OTS)	
Touchturn	L	RL	R	LR	R	R	R	R	R	
	TCH(XIF)	(1/2 Turn L)			HEEL(TCH F)		HEEL (TCH F)		SL	
	L				L		L		R	

Repeat Part A--Same footwork

Part B

Pot Holes	*DT	HOP APART	SL	DT	HOP APART	SL	*(moving forward)
	L	L-R	L	R	L-R	R	
	*DT	HOP APART	SL	DT	HOP APART	SL	*(moving forward)
	L	L-R	L	R	L-R	R	

4

Tn Mt.	DT(B)	SL	DRAG STEP	(backing)	DT(B)	SL	DRAG STEP	(backing)
	L				R			

Fancy Double	DS	DS	RS	RS
	L	R		

Part C

Vine Push	DS	BS	DS	BS	(Moving left)	DS	RS	RS	RS	(Moving left)
Off	L	RL	R	LR		L	RL	RL	RL	
Triple Hop	DS	DS	DS	HOP	(forward)	DS	DS	DS	RS	(backing)
Triple Back	L	R	L	R		R	L	R	LR	

Repeat--Opposite footwork and direction

Break I

Charleston	DS	TCH(F)	SL	BALL STEP	TCH(B)	(JUMP TO)	HEELS
Heels	L	R	L	R	L		L-R

Stomp Double	STOMP	DS	DS	RS (1/2 Turn Right)
	R			

Repeat as written

Break II

S-Pull	DS(XIF)	SLUR	KICK	DS(XIF)	SLUR	KCIK	(Moving F)
	L	R	R	R	L	L	

Basics	DS	RS	DS	RS (Backing)
	L		R	

Slur Behind	DS	SLUR(XIB)	STEP	DS	KICK	TCH(XIF)	TCH(OTS)
Pump	L	R	R	L	R	R	R

Repeat Slur & Pump opposite foot and direction

Repeat Break II as written--add on 3 shuffles

End
2 Tenn Mt. Steps--double

Sequence: Intro: Wait 5 sets of 8 counts
A B C A B BREAK I (Charlestons), C A (3 Shuffles) A B
BREAK II A B (3 Shuffles) END



Mary

Jump

Intermediate Line Dance CCC 1993

Artist: The Movement
Choreography: Jeff Parrott & Todd Coker

Slow!

Introduction: Wait 80

Part A

Jump

DS	DT-JUMP	HOP	HOP	HOP	DS(T1/4L)	DS	DSRS
L	R	LR	LR	L	R	L	R

Repeat 3 more times make a square

Part B

Pivots--T
H-Horse

DS	DS	PV-T	PV-T	DS	DS	DS	BR(XIF)	SL	BR(OTS)	
L	R	L R	L R	L	R	L	R	L	R	

SL	BALL	BALL	S(XIB)	(Turn 1/2 R)	SL	DS	DS	RS
L	R	L	R		R	L	R	

Repeat to face front

Break

STOMP	DS	DSRS	DS	DS	DSRS(T1/2L)
L	R	L	R	L	R

Repeat to face front

Part C

Fy-Dbl
Triple

DS	DS	RS	RS	SL	SL	RS	DS	KICK	DS	DS	DSRS(T1/2R)
L	R	LR	LR	R	R	LR	L	R	R	L	R

Swish's

DT-OUT	R(XIF)	OUT	R(XIF)	OUT	TOGETHER	UP
L	R	LR	R	LR	LR	L

Repeat to Face Front

Jammin

(32 counts)

Left Arm up	Right arm up	Clp-hands	Clp-hands
&1	&2	& 3	& 4

STEP-2-3-4(T1/4L) Repeat 2 M-Times F-Front
R &5&6&7&8

Heel-RS

HEEL-R(XIB)	STEP	HEEL-R(XIB)	STEP	J-HEELS (T3/4R)		
L L	R	L R	L	LR		

STEP	DS	DS
LR	L	R

Repeat 3 M-Times (Box) ++2 Front & Backs 4 stomps

Part D

2 KY's

DS	DRAG	S(XIF)	DS	DRAG	S(XIF)	DS	DS	RSRS (T3/4L)
L	L	R	L	L	R	L	R	LRLR

Repeat 3 M-Times (Box)

Sequence: A B BREAK C D JAMMIN BREAK D A B C



Leave Me The Radio

INT LINE

DOUG STONE "FROM THE HEART" CASSETTE ET 52436
CHOREO: TANDY BARRETT, STONE MOUNTAIN, GA
INTRO: WAIT 16

PART A

2 Basics	DS RS DS RS L R
Long Charleston (variation) & A Double	DS TCH SL BALL-STEP BALL-STEP RS DS DS RS L R L R R RL R L RL &1 & 2 & 3 & 4 &5 &6 &7 &8
4 Steps Around	BALL-STEP BALL-STEP BALL-STEP BALL-STEP ~~Full~~ Turn R 1/2 L R L R
Add 1 Basic	DS RS Repeat PART A as written R

PART B

Rocking Chair 1/2 L 2	DS KICK(1/2 turn L) DS RS DS KICK(1/2 turn L) DS RS L
Bounce Bounce	DS* TCH (OTS→) TCH(XIF) TCH (OTS→) BOUNCE (Back L) HEEL HEEL SL L R R R L-R L L R (feet close) & 1 & 2 & 3 & 4
	* BOUNCE on opposite foot
Fancy Double	DS DS DS RS L
Repeat (1/2)2	Rocking Chair Add DS DS L R
Repeat	Double Bounce and Fancy Double

PART C

Mt Goat Forward	DS STEP STEP(XIB) STEP STEP STEP(XIB) SL L R L R L R R
Double & Kick (L STOMP)	DS (R) DS (L) RS KICK (1/2 Turn Left)
Repeat	PART C

BREAK I

2 Kicks	DS KICK DS KICK L R R L

BREAK II

4 Basics	DS RS DS RS DS RS DS RS (Full Turn Left) L R L R

SEQUENCE

INTRO: 16 A A B C
1/2 B (Rocking Chairs - 2 DS - Bounce Bounce)
BREAK I (2 Kicks)
A B 1/2 B (Rocking Chairs - 2 DS - Bounce Bounce
BREAK I (2 Kicks) BREAK II (4 Basics Turning)
C C 1/4 Turn Left on Double and Kick
B (omit 2 DS)

NO LIMIT!!!

INTERMEDIATE LINE DANCE
RECORD: No Limit by 2 Unlimited
CHOREO: Trevor Shakiba of Houston, TX and Jeff Driggs of Cross Lanes, WV
special thanks to Josh King

Wait 16 Beats

Left hand up, Right hand up
Left hand to shoulder, Right hand to shoulder
Left hand down, Right hand down
Left hand to tummy, Right hand over head
Circle hips 2 beats
basketball turn to back, 2 steps
basketball turn to front, 2 steps
Put right hand forward in a stop sign

PART A

```
4 STOMP DS DS R S                                          STOMP DOUBLES
  L     R  L  R L                                        turn 1/4 left on each

repeat a total of 4 times to face all four walls

KICK BO/BO KICK BO/BO KICK BO/BO BO BO BO SL               KICK & BOUNCE
L    BOTH  R    BOTH  L    BOTH  LR LR LR R        TURN 360 TO RIGHT ON 3 BOUNCES

Starting on the left, do 2 BASICS and a FANCY DOUBLE     2 BASICS, FANCY DOUBLE
```

PART B

```
DS BR SL DS(XIF) R S R S BR SL DS R S                      UTAH
L  R  L  R       L R L R L  R  L  R L                    move left

DS(XIF) PIVOT TO LEFT S R S  DS DS R S R S                 PIVOT, FANCY DOUBLE
R       balls of both R L R  L  R  L R L R                 face the back

Repeat to face front
```

PART C

```
DS SL S S S SL S S S SL STOMP DS R S                       SLIDER
L  L  R L R R  L R L L  R     L  R L                     move forward

TCH-F TCH-B TCH-F S  DS R S DS R S                         TOUCH & TURN, 2 BASICS
R     R     R     R  L  R L R  L R          turn right to face back on S after TCH's

Repeat to face front
```

PART D

```
TCH-OTS S TCH-OTS S, CIRCLE-HIPS, BASKETBALL TO BACK       SIDE TCH'S, HIPS, B-BALL
L       L R       R               L R

S S S TCH-OTS TCH TCH-OTS S CLAP                   3 STEPS, TURN 3/4 ON TOUCHES, CLAP
L R L R       R   R       R

Repeat to face all four walls
```

SEQUENCE wait 16 -INTRO-A-B-C-D-A-STOP SIGN 4 BEATS-B-C-B-C-A-D-A-STOP SIGN ENDING!

Peace & Love Inc.

PEACE AND LOVE, INC. INTER. LINE

(Tommy Boy) Information Society - MAX 1 Single -Radio Edit TBC 544
NOTE: Cassingle WILL NOT FIT! Use Radio Edit only! Approx: 3:50
Choreo: Tandy Barrett, Stone Mountain, GA
Wait: 32 Beats

PART A

2 Basics	DS	RS	DS	RS	HEEL(TCH F)				TOE(B)(1/2 Turn R)				STEP		DS	RS
Heel-toe	L	R	L	R	L				L				L		R	L
Flip																
Repeat	Above															
2 Basics	DS	RS	DS	RS	DS	DS	DS	HOP(forward)			DS	DS	DS	RS	(Back)	
Triple Hop	L	R	L	R	L	R	L	R			R	L	R	LR		
triple																
Fancy dbl	DS	DS	RS	RS												
	L	R	LR	LR												

PART B

Calico &	STOMP		KICK	(1/2 Turn R)		DS	RS			DS	DS	DS	RS	(Backing)		
Triple	L		R			R	LR			L	R	L	RL			
Stomp	STOMP		DS	DS	(Moving forward)				KICK	(1/2 Turn R)						
Kick	R		L	R					L							
Fancy Dbl	DS	DS	RS	RS	(Backing)											
	L	R	LR	LR												

PART C

Stomps	STOMP		DS	DS	RS	STOMP		DS	DS	RS	(moving left)					
Doubles	L		R	L	RL	R		L	R	LR						
Heel	HEEL-HEEL			RS		HEEL-HEEL			RS		HEEL-HEEL			RS	DS	DS (full turn)
twists	L	R		LR		L	R		LR		L	R		LR	L	R
Repeat	PART C															

BREAK I

"Peace &	Hands Out -		Hands Cross -		Hands on Knees and point			
Love"	&	1	&	2	&	3	&	4

BREAK II

4 steps &	STEP	STEP	STEP	STEP	(Forward)		DT	Out-Together			SL	DS	RS	(1/4 L)		
Pot Hole	L	R	L	R			L	L - R			L	R	LR			
Repeat	3 more times - same foot and turns															

*BREAK III (Optional - complete selection)

8 toe-	TOE-STEP		TOE-STEP		TOE-STEP		TOE-STEP	(Arms out and Up)
Heels	L		R		L		R	
	TOE-STEP		TOE-STEP		TOE-STEP		TOE-STEP	(Arms down slowly)
	L		R		L		R	

2 Basics	DS	RS	DS	RS	DS	DS	RS	RS	(1/4 turn L)							
Fancy Dbl	L	RL	R	LR	L	R	LR	LR								

SEQUENCE

Wait 32, 1/2 BREAK 11 (turn Pot Hole 1/2 L)
A A B 1 C A A B B 1 C BREAK 11 A B B B 1 arm up
(Optional) C BREAK 111 Point

PRETTY WORDS

High Intermediate Line Dance
Record: "Pretty Words" by Vince Gill MCAS7 54540 MC38625 side B
Choreo: Trevor Shakiba of Houston, TX & Jeff Driggs of Cross Lanes, WV (304)776-5233

WAIT 16 BEATS

PART A

L	DS		S		STAMP		
R	KICK	S	S	SL		SL	
	&1	&	2	& 3	&	4	

PART A
KICK & STAMP
move left

Do a FANCY DOUBLE moving left

FANCY DOUBLE

L	DS		S	SL	DS	R
R	KICK(B)	R	BR	DS	DS	S

CHUG-A-LUG & TRIPLE
turn 1/2 right on chug-a-lug

REPEAT KICK & STAMP, FANCY DOUBLE, CHUG-A-LUG AND TRIPLE TO FACE THE FRONT

PART B

L	DS	BO(XIF)	DS		S	DS		R	
R	DT	BO(XIB)	DS(XIF)	DR	S	DS		S	
	&1	&a 2	&a3a&	4	& 5	&6	&7	&	8

PART B
DOUBLE DOUBLE DRAG

L	DS	S	S(XIF)		
R	S(XIF)	S		S	SL

MOUNTAIN GOAT
turn 1/2 left to face back

Do 2 BASICS

2 BASICS

REPEAT VINCE DRAG, MOUNTAIN GOAT TURN AND 2 BASICS TO FACE FRONT

PART C

PART C

Do a CHARLESTON and a FANCY DOUBLE turning left to face the back, repeat to front.

PART D

L	DS		TOE	S		
R	T(XIF)	S(XIF)		TOE	S	
	&1 &	2	&	3 &	4	

PART D
CROSSOVER

L	DS	DS	SL	R	R	R	
R	DS	BR	DS(XIF)	S	S	S	

COWBOY
turn 1/2 left on RSRSRS

Repeat COWBOY to face front

L	DS		H	H	BO(XIF)	BO(OTS)		DS		R	
R	DT(XIF)		DT(X)		BO(XIB)	BO(OTS)	STOMP		DS		S
	&1	&a	2	&a	3 &	4	5	&6	&7	&	8

SCOTTY
turn 360 right on Stomp Double

SEQUENCE:A-B-C-A-B-D-B-C-1/2C W/O TURN-END WITH DS(XIF)

STANDING ON THE EDGE OF LOVE

High Intermediate Line Dance
Record by Clinton Gregory
Choreo by Jeff Driggs 29A Lake Chaweva Cross Lanes, WV 25313 (304)776-5233

WAIT 16 BEATS

PART A

L	DS		S		S				BO	BO		S		R	
R		DS		S		TCH(XIF)					R		DS		S
	&1	&2	&	3	&	4			&	5	&	6	&7	&	8

PART A
FANCY RUN & TURN
turn 3/4 right on bounces

Do a ROCKIN' CHAIR to face back and a FANCY DOUBLE

ROCKIN CHAIR, FANCY DOUBLE

repeat FANCY RUN, ROCKIN' CHAIR and FANCY DOUBLE to face front

REPEAT

PART B

L	DTS		BO	T(B)		T(B)	S		H*		S		DS		S
R		DT	DT	BO		BO		S		R		DS		R	
	&a1a		&a	2		&	3	&	4	&	5	&6	&7	&	8

PART B
WHITE HOUSE STEP
*Heel takes weight

L		S		S		S			DS		S		R		
R	H*		R		H*		S	SL		R		DS		S	
	&	1	&	2	&	3	&	4	&5	&	6	&7	&	8	

HEEL ROCK TURN, 2 BASICS
Turn 1/2 left on heel rock to face back

Repeat WHITE HOUSE STEP, HEEL ROCK TURN and 2 BASICS to face front.

BREAK

L	DS		STOMP			DR	
R		DS		STOMP	DR	SL	

BREAK
SIMONE

Do 2 BASICS and repeat SIMONE (total 12 beats)

2 BASICS, SIMONE

PART C

L	DS		BO		H(F)		H(F)		S		S		DS		R
R		T(B)		T(B)		BO		BO		R		DS		DS	
	&1		&		2		&		3	&	4	&5	&6	&7	& 8

PART C
TOE-TOE, TRIPLE

Do 2 KARATE TURNS to face back & front

2 KARATE TURNS

Repeat TOE-TOE & TRIPLE

TOE-TOE, TRIPLE

L	DS		STAMP		DS					STAMP		DS			R
R		S					STAMP		DS					DS	S
	&1	&	2		&3	&			4&	5		&6	&7	&	8

STAMPER

PART D

L	DT	OTS	XIB	OTS	XIF	OTS	BO	SL			DS			R	
R		OTS	XIF	OTS	XIB	OTS	BO		STOMP			DS		S	
	&a	1	&	2	&	3	&	4	5		&6	&7	&	8	

PART D
SCISSORS, STOMP DOUBLE

Do 4 BASICS turning 360 to left

4 BASICS 360 LEFT

Repeat SCISSORS, STOMP DOUBLE and 4 BASICS turn

REPEAT

ENDING

Skuff left heel in front and touch toe across

SEQUENCE: A-B-BRK-A-B-C-D-B-BRK-END

STOP *on a Dime!*

INT LINE

LITTLE TEXAS - CASSETTE "BIG TIME" WB 4-45276
CHOREO: TANDY BARRETT, STONE MOUNTAIN, GA
INTRO: WAIT 16

PART A

2 Basics &	DS	RS	DS	RS	STOMP	DS	DS	RS
Stomp Dbl	L	RL	R	LR	L	R	L	RL

Repeat Part A - opposite foot

PART B

Chain Around	DS	RS	RS	RS	1/2 Turn Left				
	L	RL	RL	RL					
Joey	DS	BALL(XIB)		BALL	BALL	BALL(XIB)		BALL	STEP
	R	L		R	L	R		L	R

Repeat PART B as written

Add Triples	DS	DS	DS	HOP (Forward)		DS	DS	DS	RS (Back)
	L	R	L	R		R	L	R	L

PART C

Crazy Ride	DS	RS	DS	DS	TCH(H)	SRS	KICK	SRS	
	L	RL	R	L	R	RLR	L	LRL	
	&1	&2	&3	&4	&	5&6	&	7&8	
Clog Over Flip	DS	DS(XIF)	DS(Moving R)		STEP(1/2 turn L)			DS(XIF)	
	R	L	R		L			R	
	&1	&2	&3	&	4			&5	
	RS	RS	KICK						
	LR	LR	L						

~~Repeat~~ PART C as written

PART D

"Stop"	DS	DS	DT	JUMP (HOLD)					
	L	R	L	L					
	&1	&2	&	3	&4				
Triples & 2 Basics	DS	DS	DS	RS	(Backing)	DS	RS	DS	RS
	R	L	R	LR		L	RL	R	LR

BREAK I

Quarter Kicks	DS	KICK	DS	KICK	DS	KICK	DS	KICK (Full turn Left)
	L	R	R	L	L	R	R	L

BREAK II

Traveling Shoes	DS	(1/4 Turn L)		TCH	SL	TCH	SL	TCH	SL	Moving R
	L			R	L	R	L	R	L	
Triple	DS	DS	DS	RS	Repeat as written 3 more times					
	R	L	R	LR						

* PART D "STOP VARIATION"

Do	DS	DS	DT	JUMP	HOLD	(then)	HOLD 2 EXTRA BEATS	
	L	R	L	L				
	&1	&2	&	3	&4		&5	&6

Then continue - triple back and 2 Basics as usual

ENDING

STOMP
L

SEQUENCE

ABCD BREAK I ABCD BREAK II BREAK I
ABCD (Omit Basics) *D Variation BREAK I
BREAK II END

3rd Annual "Camp Clog"
WORKSHOP, TEACHER TRAINING
AND COMPETITION
COMMENT SHEET

This comment sheet is for your use in letting us know what you think about Camp Clog.
Please share with us your thoughts - suggesting solutions to problems as well .

Should Jeff Parrott shave his mustache? YES_____ NO_X_____