FOURTEENTH ANNUAL



OCTOBER 8 - 9, 1993

CIVIC AUDITORIUM

300 West Water Street

Jacksonville, Florida

SANCTIONED BY FCC

STEVENS

The Name In Clogging™

BUCK TAPS™



Ralph's Records™



TAPS • SHOES
RECORDS
TEACHING & DANCE VIDEOS
NOVELTIES • GIFTS

CALL FOR FREE CATALOG

STEVENS WORLDWIDE, INC.
P.O. Box 112
Mercer, PA 16137 USA

CALL TOLL FREE
1-800-722-8040 USA
1-800-544-7824 CANADA
1-800-531-9335 FAX (USA & CANADA)

1-412-662-0808 OVERSEAS
1-412-662-2050 FAX (OVERSEAS)

WELCOME TO



14TH ANNUAL
JACKSONVILLE CLOGGING JAMBOREE

OCTOBER 8 & 9, 1993

TABLE OF CONTENTS

PAGE	
1	Governor's Greeting
2	Mayor's Greeting
3	Sally's Greeting
4	Civic Auditorium Map
5	For Your Information
6-8	Acknowledgements
9-10	"Wild West Show" Cast
11	Instructors
12	Friday Teaching Program
13-14	Saturday Teaching Program
15	Exhibition Program
16	1992 Plaque Winners

MAIN HALL - FRIDAY

19	The Time Has Come
20	Wild Man
21	Moonlite Lounge
22-23	I'll Make Your Bed
24	Looking Out For Number One
25-26	Honky Tonk Attitude
27	"Chattahoochie"
28	Devil in Disguise
29	Take Another Run
30	We Shall Be Free
31	Some Girls Do
32	Wear My Ring Around Your Neck
33-34	Lookin' Out My Back Door
35	Stop On A Dime
36	Sweetheart Schottish
37	My Past Is Present
38-39	Copenhagen
40	Chocolate City Hustle
41	My Blue Angel

MAIN HALL - SATURDAY

45-46	Dance
47-48	Tribal Dance
49	Rip Off The Knob
50	Oh, Heart of Mine
51-52	More Where That Came From
53-54	Straight Talk
55	Trim Yourself To Fit The World
56-58	Ozark Mountain Dream
59-60	Papa Was A Rollin' Stone
61-62	Crazy Heart

HALL A

65-66	Peace & Love, Inc.
67	Advanced Steps
68-69	Take It Back
70	Pray For Rain
71-72	I'm Gonna Get You
73	Jump
74	Talkin' To Hank

HALL B

77	She Don't Know She's Beautiful
78	Standing On The Edge
79-80	Baby On Board
81	We'll Burn That Bridge
82	I'm In A Hurry
83-84	Holdin' Heaven
85	Whatcha Gonna Do With A Cowboy
86-87	No One Else On Earth
88	Down In The Valley Me
89	Honky Tonk Superman

HALL C & D

93-94	Why Didn't I Think of That
95-96	Don't Let Our Love Start Slippin' Away
97-98	Love On The Loose, Heart On The Run
99	Cowboy Hip Hop Honky Tonk Stomp
100	Bar Room Boogie
101	Trashy Women
102	Help I'm White
103	Break 'N The Bank
104	Ba Ha Boogie
105	Cowboy Cha Cha
106	Blame It On Your Heart
107	Romeo & Reggae Cowboy
108	Sugar Waltz
109	Waltz Line Dance
110	6 Corners
111	I Can Walk The Line
112	S-Kicking
113	Dance Ranch Romp
114	Why Did You Come In Here Lookin' Like That
115	Ski Bumpus
116-117	Money In The Bank

MISCELLANEOUS CUE SHEETS

121-128	Miscellaneous Cue Sheets
129-136	Advertising

LAWTON CHILES
GOVERNOR

STATE OF FLORIDA

Office of the Governor

THE CAPITOL
TALLAHASSEE, FLORIDA 32399-0001

October 8, 1993

Greetings:

It is a pleasure to extend greetings to spectators and participants of the 14th annual Jacksonville Clogging Jamboree.

Clogging has its roots deep in American culture and is truly an entertaining and exciting dance. It provides an excellent opportunity for family participation. I am certain that this event will be enjoyed by all, and I commend the Jacksonville Cloggers for making this jamboree a tradition.

If you are a first time visitor to Florida, welcome! Our abundant natural resources, scenic highways and extensive park system are yours to enjoy. Our dynamic cities and 2,000-mile coastline await you. Every region of Florida promises special memories to you, our guests. The Sunshine State abounds in natural beauty and challenging outdoor activities.

My best wishes are sent for a most enjoyable jamboree.

With kind regards, I am

Sincerely,

Lawton Chiles

LAWTON CHILES

LC/hss

OFFICE OF THE MAYOR

ED AUSTIN
MAYOR

JACKSONVILLE, FLORIDA
32202

August 9, 1993

Dear Clogging Enthusiasts:

It is with great pleasure that I welcome you to the 14th Annual Jacksonville Clogging Jamboree.

Since the founding of this great nation, clogging has become an American tradition. It is a beautiful art form which colorfully depicts various cultures through the wonderful world of folk dance. With each passing year, the popularity of clogging continues to grow, and keeping alive this grand tradition.

On behalf of the citizens of Jacksonville, I would like to express my appreciation to the J-Ville Cloggers for hosting this event each year. Not only does this event bring together cloggers from distant points, but it also offers local citizens an opportunity to experience this unique and colorful style of dance.

Again, welcome to the 14th Annual Jacksonville Clogging Jamboree, and to Florida's First Coast.

Sincerely,

Ed Austin

Printed on Recycled Paper



Jacksonville Clogging Jamboree

Sally Thompson, Director

1560 Grove Park Blvd., Jacksonville, Florida 32216
Ph. (904) 642-4222 Fax (904) 646-0028

October 8, 1993

Welcome, to our clogging friends,

This year our theme is the Wild West with emphasis on the Gold Rush years for our SHOW on Saturday evening. Our SHOW has grown over the last several years. We are very fortunate to have such talented dancers from our local area, our state and our neighboring states who are willing to be a part of the SHOW.

In addition to our clogging workshops, we have added a Country Line Dance workshop influenced by our western theme. Back by popular demand will be two Jazz workshops taught by Scott Radabaugh on Saturday.

I appreciate the efforts of those people who continue to help and support my efforts to make the Jamboree a fun time for all as well as a place for cloggers to learn more about clogging. Thank you for your time and talents that you continue to give unselfishly.

We are working on moving to a new facility which we expect to be available to us in 1995. It will have a stage, plenty of seating in the main hall, close to hotels, 10 camping spaces, plenty of parking and more -- ALL IN ONE AREA! We hope all of this works out for us and you.

I hope each of you will take home cherished memories of new friendships and renewed acquaintances.

Have a great time and welcome back to Jacksonville!

My sincerest thanks,

Sally Thompson

Sally Thompson
Director

ST/ej



CIVIC AUDITORIUM MAP

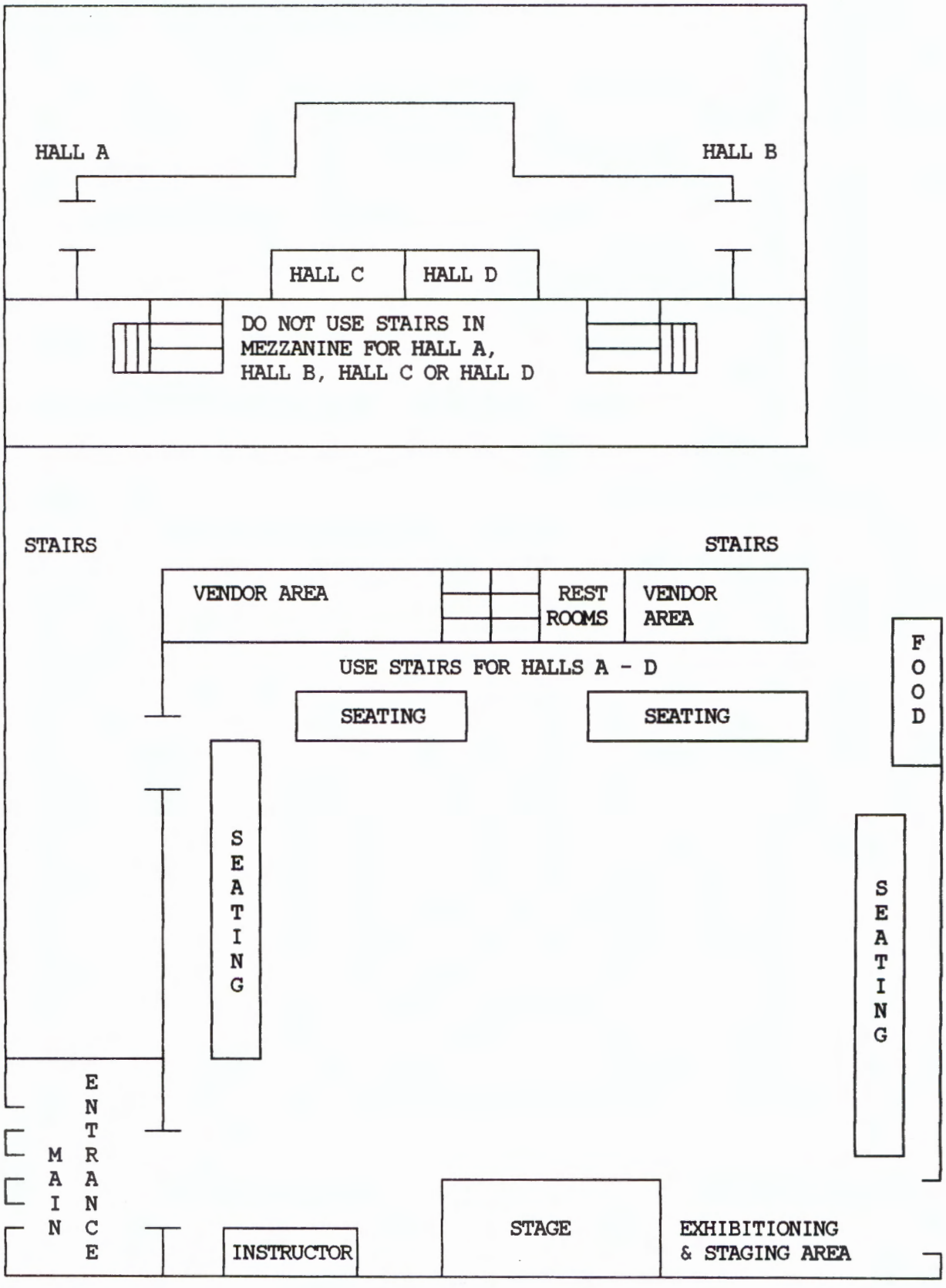

FOR YOUR INFORMATION

PARKING: Parking is available at the Water Street Central Parking Garage. You will turn in your parking ticket at the Guest Information Desk and pay $3.00 for an all day/evening Saturday pass. You will be responsible for your pass. **IF YOU LOSE YOUR PASS, YOU WILL BE RESPONSIBLE FOR ALL CHARGES INCURRED AT THE GARAGE.**

VIDEO TAPES: IMAGE MAKERS will be making tapes for the "Wild West Show" ($29.95 + $4.00 shipping) and a Video Tape Notebook (Instructor teaches) $39.95 + $4.00 shipping. Order forms for these tapes will be available at the Registration Desk.

DINING: Jacksonville Landing and the hotels. **NO COOLERS ALLOWED IN THE CIVIC AUDITORIUM.** Concessions are run by the city - not the Jamboree!

FIRST AID and LOST & FOUND: Located at the Guest Information Desk, Front Lobby.

FCC MEETING: Sunday, October 9 at the Marriott--Avondale & Beaucler Room. Time: 10:00 a.m. - 12:00 noon.

1993 EXHIBITION AND TEACHING REQUEST FORMS: Instructor's Table. See Evon Johnson. **NO FORMS WILL BE TAKEN AT THE JAMBOREE! ALL FORMS MUST BE MAILED!** Teaching and Exhibitioning at the Jamboree is not automatic just because you've taught or exhibitioned before. You must request to teach or exhibition each year. This must be done by filling out and mailing in a form or we must receive your request in writing in our office each year.

VIDEO CAMERAS: **PERSON OPERATING VIDEO CAMERA MUST HAVE A DANCER RIBBON - during workshops only.** Please be considerate of others while taking videos. **NO PLUG INS** and **NO TRIPODS.**

FINALE PRACTICE: Saturday, October 9, Main Hall at 3:45 p.m.

FUTURE DATES: 15th Annual Jacksonville Clogging Jamboree, October 7 & 8, 1994, Civic Auditorium. Contact Sally Thompson or Evon Johnson, 1560 Grove Park Blvd., Jacksonville, FL 32217 or call 904-642-4222.

FCC State Convention, Memorial Day Weekend, 1994, Central Florida Fairgrounds, 4606 W. Colonial Drive, Orlando, FL. Contact: Debbie Conn, 12808 Greystone Place, Riverview, FL 33569. 813-677-0172.

National Convention, November 24-27, 1993, Opryland Hotel, Nashville, TN. For More Information call JoAnn Gibbs, 404-925-1475.

1995 CLOGGING JAMBOREE, October 6 & 7, 1995 - Possible new location. More details next year.

EMCEE SCHEDULE

Main Hall

9:00-11:00 - Monika White
11:00- 1:00 - Chris Rawls
1:00- 2:20 - Marge Callahan
2:20- 3:40 - Tony Dillow

Hall A

9:00-10:30 - Sandy Redfern
10:30-12:45 - Carol Capo
12:45- 2:15 - Jamie Conn
2:15- 3:45 - Tracy Mella-Crews

Hall B

9:00-10:20 - Tony Taylor
10:20-11:40 - E.N. Bertaux
11:40- 1:40 - Toby Wilburn
1:40- 2:20 - Renee La Brie
2:20- 3:40 - Chris Rawls

Hall C

9:00-10:30 - Art Blakesly
10:30-12:45 - Tony Taylor
12:45- 2:15 - Donna Robbins
2:15- 3:45 - Diane Wells

Hall D

12:00- 2:00 - Debi Dillow



ACKNOWLEDGEMENTS

After fourteen years of putting this convention together, I know the commitment and dedication of people working together can continue to meet the challenges the Jamboree faces each year. It takes a very special combination of talents and effort to make the Jamboree "happen". When I look back on our beginnings in 1980 and see how far we have come, I realize none of this would be possible without the continued motivation of our volunteers who constantly amaze me with their determination and willingness to see that Jamboree is a success for each one of you.

There are some people who have been volunteering to help me year after year and others who are helping out for the very first time. To those new comers, I would like to say welcome aboard and many thanks for your contributions. To the "old faithfuls" thanks just doesn't seem to be enough for such loyal friends.

Join me in giving a well deserved thanks .....

To **Troy and Ann Tubbs** who were with me when the Jamboree was just an idea. They have always been available to help wherever needed and have done any job requested of them. This year look for Ann and Troy at the Syllabus Sales area. Of course, you will probably see them elsewhere too. Ann, was in charge of all the food for those after parties we held in the past.

To **Theresa Murray** who is our official "Jamboree greeter". She is always ready to help answer your questions, give directions, and dispense that Band-Aid for your blistered heel! She is also our "Scrapbook Custodian".

To **Anita Coates** for her many hours spent at the door registration desk. She is the lady who processes your paper work so you can get your ribbon. So DON'T FORGET TO WEAR THAT RIBBON! You are in very capable hands with this lady. Helping Anita this year will be **Linda Wimpee**, who you usually see in the vendor area the Mini Square Fair Store.

To **Tony & Debi Dillow** -- Tony for his sound equipment expertise. He is our "Jamboree MC Voice" for the Saturday evenings exhibitions. Debi was in charge of decorations for several years and we marveled at her wonderful creative abilities. In the last few years however, Debi has helped out in many areas.

To **Don Trimble** who also has helped with sound expertise and is our musical magician for the exhibitions and show. He kept those groups right on cue. This year we will have **Tracy Johnson and Ronnie Doggett** working in this area.

To **Tony and Susan Taylor** -- Tony is one of our resident Hall Emcee's on Saturday. His job helps the workshops run smoother. Susan is the resident sales person for the Mini Square Fair Shop in the vendor area.

To **Debi Danyus** my daughter who does "MOST" everything Mom asks of her such as picking up instructors from the airport, running van shuttle to the hotels, acting as "official" photographer, and many other very important details.

To **Pat Thompson** my daughter-in-law who comes in on Friday morning to set up the Mini Square Fair Store in the vendor area and then usually works all Friday afternoon.

To **Evon Johnson** who is my right hand. Together we work as a team as long as she gets it done! She is one of those special people who gets things done and makes the wheels turn. She gets saddled with putting the syllabus together each year. She is the one who "hounds" the instructors and exhibitioning groups about getting their paper work in on time. She helps me set up the teaching, exhibition and emcee program. She handles the exhibition program on Saturday evening. It is impossible to list all the jobs because there are too many. She is the one that helps make this function run as smoothly as a well oiled machine.

To **Tracy Johnson** who will be Program Manager this year -- Emcee's beware! Tracy has worn many "hats" at the Jamboree over the years. However his most important contribution is his support of Evon. He is always at the office to be with and help her when she has a crisis or is meeting an important deadline. His second main contribution is being our computer guru. Thank God for TRACY and COMPUTERS!!!

To **the folks** who are always ready and willing to loan us their sound equipment each year. They always come through for you when you need them.

To **Joe & Rita Jacobs** -- Rita and her staff will be our official "ribbon checkers" at the door and Joe makes his debut as out T-Shirt Salesman. Joe and His father-in-law are our chief chair organizers. They always make sure the chairs are straight and add the maximum number to the hall before the exhibitions and show on Saturday evening.

To **Toby Wilburn** our Jamboree photographer this year. She'll be watching the action to get some of those great shots for our scrapbook.

To **Anne Lanier** our "all together lady". Anne is frequently in our office with ideas and she always listens when we need to bounce around ideas. She helps with the All Stars and Wednesday is our permanent practice day at her studio.

To **Debi Deckert** and her stagehands **Janis Milton, Tonya Adin, Karen Elomaa, J. Reynolds and Wandenna Wilburn** taking on this challenge. I wonder where they rounded up all these props for the "Wild West Show".

To <u>all</u> our **Emcee's** for doing a job that is most important because it gives continuity to each hall and helps the workshops run on schedule.

To **Carol Capo** whose talented art work is such as asset to the Jamboree. The creative backdrops she paints add that extra special touch!

To **Jan Roberson** and the **Pony Express Cloggers** for the loan of their stagecoach and props.

To **Ken Thompson** for building our stage addition last year, bringing it all the way to Jacksonville and setting it up and taking it down.



To **all those people** who magically appear at the stroke of midnight on Thursday to help get things organized, put up decorations, and work until the wee hours of the morning. Then somehow they manage to return by 7:30 a.m. on Friday to put the finishing touches on everything before the doors open at noon.

To **JoAnn Gibbs** for coming up with the idea of "Credits" in the National syllabus. I like the format so well, I thought it worthy to "steal" for the Jamboree syllabus.

To the **Show Cast** thanks for your willingness to cooperate, your patience when we hit a few snags, your talent and dedication of dancing and your loyalty to making the Jamboree show the BEST!

To the **parents** who support their children by taking the time to bring them to practice, to look for costumes and who do numerous other things that are required to make this show a success.

To directors **Anne Lanier, Toby Wilburn, Diana Allen & Tish Ruesskamp, Donna Robbins** and **Renee La Brie** whose clubs have supported the Jamboree show every year.

To **Greg Dionne** and **Pure Energy, Monika White** and **Fantasia Express, Chris Rawls** and the **Magic City Cloggers, Tracy Mella-Crews** and the **Bay City Cloggers, Brenda Eaton** and **Buckshot, Claudia Collier** and **C.C. Express** and **C.C. Clickers,** and **Jamie Conn** and the **Clogging Connection** for their participation in the Jamboree Show this year.

To **Tandy Barrett** for her creative writing ability in helping to write the narration for the show.

To **Foreman Heard** who does the narration for the "Wild West Show", and to **Chris Milton** and **Lauren Jacobs** who are the voices of the grandchildren.

To **the instructors** who participate in the show. They never know what Sally has in store for them but they always manage to roll with the punches and add that special something.

To the special show choreographers **Jeff Parrott, Anne Lanier, Toby Wilburn, Chip Summey, Amy Dannenfelser** and **Greg Dionne.**

To **Our Staff of Instructors** for your dedication to clogging and the clogger. The time you spend writing your routines and teaching them is definitely appreciated. Your tireless efforts are rewarded by the packed halls of dancers eager to learn your latest routine.

To **the dancers** who enthusiasm is appreciated by all those who worked so hard to put this Jamboree together for you. You the dancers are the beneficiaries of their efforts. We hope THIS JAMBOREE WAS WORTH THE TRIP!



THE WILD WEST SHOW

STARRING

Grandpa: Foreman Heard

Grandchildren: Rebecca Dillow, Chase Capo and Clarissa Soto

Ben Carter: Scott Radabaugh

Mary Carter: Renee Cogburn

Carter Children: Adam Vincent and Veda Rich

"Sweet Betsy From Pike" - Scott Radabaugh, Renee Cogburn, Monika White, David Carter, Scott Fitzpatrick, Erin Ausburn, Jamie Fitzpatrick, Deanna Blount, T.K. Christie, Melanie Hall, Marty Martin, Laura Avery Greg Dionne, Dawn McShane, Sean Kelley, Carrie McLean, Tish Ruesskamp, Larry Compton, Lisa Dillow, David Dykes, Charlene Hamilton, Kenny Wood, Dawn Adin, Casey McKesson, Heather Stubbs, Jenny Stubbs, Alina Mitchell, Jessica Malin, Courtney Wilburn, Codie Smith, Jacqueline Tesh and Patty Allen.

"Wash 'Em Down" - Jessica Malin, Dawn Adin, Jacqueline Tesh, Courtney Wilburn, Codie Smith, Patty Allen, Casey McKesson, Greg Dionne, Sean Kelley, David Dykes, Larry Compton and Kenny Wood.

"Shenandoah" - Scott Radabaugh and Renee Cogburn

"Gold Fever #1" - The River City Cloggers

"I'm On My Way" - Greg Dionne, Dawn McShane, Christie Thomas, Sean Kelley, Carrie McLean, Katy Dannenfelser, Amy Dannenfelser, Jodi Redfern, Kim LeMoine, Jenny Stubbs, Heather Stubbs, Tuff Combs, Erin Montour, Beth Sleeper, Dennis Sleeper and Tish Ruesskamp.

"St. Louis" - J. N. Reynolds, Darrell Presley, Janis Milton, Wandeana Wilburn, Veronica Rich, Selina Turner, Janelle Ashby, Jean McLean, Shirley Rich, Jessica Mills, Ann Leach, Debbie Pruett, Debbie Deckert and Stephanie Brown.

"West of the Wide Missouri" - Larry Compton, Rob Knight, Tony Dillow, Eddie DuBray, Ron Cogburn, David Dykes, Tish Ruesskamp, Carol Bianconi, Carol Capo, Anne Lanier, Debi Dillow, Belinda Johnson, Norma Webb, Sharon Knapp, Lori Roberts and Elisha Presley.

"Buttons and Bows" - Kelly Deckert, Chris Milton, Jeremiah Dillow, Angela Whidden, Krista Filsinger, Erika Hooper, Lyndsay Pruett, Jenny Boston, Samantha Pruett, Charlie Boston, Veda Rich, Adam Vincent, Scarlett Altman, Lisa Garvin, Brandie Halterman, Tania Soto, Rachel Plotkin, Illana Plotkin, Jenny Bodway, Katie Forrest, Erin Grissinger and Sarah Bruton.

"Oh, Susannah" - Michael Boalch, Don Burkey, Rita Crosby, Shirley Douglas, David Dykes, Arlene Estelle, Darlene Gilliam, Sheryl Goodson, Carolyn Hanner, Kimberly Hanner, Robin Hanner, Lisa Lawrence, Jennifer Lawrence, Kathy LeVasseur, Sara Nash, Kristen Nash, Loretta Peoples, Ruth Riddick, Jane Storm, Bud Surratt, Judy Surratt, Red Thompson, Mary Thompson, Rusty Thompson, Clara Yarborough, Jennifer Yarborough, Karen Shoas, Eddie DuBray, Jonthan DuBray, Monica DuBray, Belinda Johnson, Kitty Boyce, Missy Boyette, Jennifer Burris, Jean Evans, Joyce Hayman, Vanessa Pringle, Dona Stuart, Arlene Stinson, Stephanie Stinson, Lori Thomas, Maxine Thomas, Lisa Wheeler, Pat White, Laurence Williams, Dee Squires, Monika White, David Carter, Ronda White, Chris Stone, Tori Stroud, and Wesley Farris.

"Turkey In The Straw" - Kenny Wood, Chris Milton, Jeremiah Dillow, Carolyn Hanner, Kim Hanner, Amanda Barker, Lisa Dillow, Kelly Deckert, Lauren Jacobs, Heather Stubbs, Jenny Stubbs, Charlene Hamilton and Alina Mitchell.

"Chisholm Trail" - Tish Ruesskamp, Diana Allen, Gwen Akridge, Ellen Morgan, Ceci Wetherington, Sharon Compton, Larry Compton, Rob Knight and Darlene Watson.

"Yellow Rose of Texas" - Pam Sauls, Lee Sauls, Larry Roberts, Chris Rawls, John Sanborn, Jim Doyl, Terri Mason, Lisette Manvanares, Kelly Curl, Diane Barfus, and Sunita Elias.

"Deep in the Heart of Texas" - Tracy Mella-Crews, Kathryn Arledge, Joellen Browning, Stefanie Coren, Stacey Coschignano, Betty Hiatt, Mandi Mella, Melissa Mercer, Brandy Murray, Leslie Pagan, Morgen Schmitt, Sheryl Wagar, Shauna Wagar, Robby Wagar, Aime'e Weston and Robin Wingate.

"Gold Fever #2" - The River City Cloggers

"There's A Coach Comin' In" - Claudia Collier, Nona Jenkins, Joan Meek, Debbie Moon, Donna Wright, Sandie Sowell, Tiffany Pollett, Loren Hudson, Dawn King, Cindy Pryor, Robyn Young and Katy Robinson.

"No Name City" - The Clogging Connection.

"Belly Up To the Bar" - Chip Woodall, Chip Futrell, Scott Bilz, Jeff Parrott, Scott Radabaugh, Claudia Collier, Nona Jenkins, Joan Meek, Debbie Moon, Donna Wright, Sandie Sowell, Tiffany Pollett, Loren Hudson, Dawn King, Cindy Pryor, Robyn Young and Katy Robinson.

"Next to Lovin'" - Scott Fitzpatrick, Erin Ausburn, Jamie Fitzpatrick, Deanna Blount, T. K. Christie, Melanie Hall, Marty Martin, Laura Avery, Kristen Hollencamp, Lacey Batchelor, Jessi Price, Ashley Ellis, Scotty Bilz, Kristi Reynolds and Leslie McDowell.

"Sacramento Gold" - The River City Cloggers.

"Can of Beans" - Greg Dionne, Dawn McShane, Shawn Kelley, Carrie McLean, Amy Dannenfelser, Katy Dannenfelser, Kim Lemoine, Renee Cogburn, Scott Radabaugh, Christie Thomas.

"Raise A Ruckus" - Larry Compton, Rob Knight, Tony Dillow, Eddie DuBray, Ron Cogburn, David Dykes, Tish Ruesskamp, Carol Capo, Anne Lanier, Carol Bianconi, Debi Dillow, Belinda Johnson, Norma Webb, Sharon Knapp, Lori Roberts, Elisha Presley, Kenny Wood, Chris Milton, Jeremiah Dillow, Carolyn Hanner, Kim Hanner, Amanda Barker, Lisa Dillow, Kelly Deckert, Lauren Jacobs, Heather Stubbs, Jennifer Stubbs, Charlene Hamilton and Alina Mitchell.



WELCOME INSTRUCTORS! Our instructors are here for you. They give of their time and talents by writing and teaching their routines to you. Show your appreciation by giving them your undivided attention. A special Jamboree welcome to clogging instructors **Ronnie Doggett** from Mobile, AL and **Sam Gill** from Columbus, GA.

DIANA ALLEN
Starke Country Cloggers
3380 S.R. 16 West
Green Cove Spgs., FL 32043

TANDY BARRETT
Choreographer
6439 Memorial Drive
Stone Mountain, GA 30083

E. N. BERTAUX, JR.
Log Cabin Cloggers
4220 Spainhour Mill Road
Tobaccoville, NC 27050

SCOTTY BILZ
Choreographer
7303 Tree Mtn. Parkway
Stone Mountain, GA 30083

BRANDI BLAKESLY
Old Hickory Cloggers
1701 State Road 46
Geneva, FL 32732

MARGE CALLAHAN
Choreographer
7224 Kivler Drive
Jacksonville, FL 32210

JAMIE CONN
The Clogging Connection
12808 Greystone Place
Riverview, FL 33569

TONY DILLOW
J-Ville Cloggers
6710 Pottsburg Drive
Jacksonville, FL 32216

RONNIE DOGGETT
Sunshine Clgrs of
Pensacola
7721 Adobe Ridge Rd. S
Mobile, AL 36695

CHIP FUTRELL
Choreographer
P.O. 565
Denton, NC 27239

SAM GILL
Tanglefoot Cloggers
2325 Gurley Drive
Columbus, GA 31904

DERALD GRICE
Western Tradition Cloggers
571 Windswept Avenue SW
Palm Bay, FL 32908

RENEE LABRIE
River City Cloggers
11461 Sea Fury Way
Jacksonville, FL 32223

ANNE LANIER
First Coast Cloggers
Electric Rhythm
6227 Eastwood Lane
Jacksonville, FL 32211

MARTY MADDOX
Country 2 Steppers
3408 Bayberry Road
Middleburg, FL 32068

TRACY MELLA-CREWS
Bay City Cloggers
6107 12th Street
Tampa, FL 33604

JEFF PARROTT
Choreographer
3537 Rocky Hill Terrace
Lexington, KY 40517

SCOTT RADABAUGH
Choreographer
2195 Carter Braxton Road
Orange Park, FL 32073

SANDY REDFERN
Indian River Cloggers
1312 Estridge Drive
Rockledge, FL 32217

DONNA ROBBINS
Cloggin' Robins
Cross County Cloggers
3734 Leewood Lane
Jacksonville, FL 32217

DIANE WELLS
Country Charm
Southern Pride Cloggers
Rt. 1, Box 805
Gray, GA 31032

EDDIE WHITE
Log Cabin Cloggers
Rt. 1, Box 403K
Pinnacle, NC 27043

MONIKA WHITE
Fantasia Express
Rt. 1, Box 403K
Pinnacle, NC 27043

CHIP WOODALL
Master City Cloggers
4345 Hammond Drive
Martinez, GA 30807

CRITIQUES

DEBI DILLOW
J-Ville Cloggers
6710 Pottsburg Drive
Jacksonville, FL 32216

BREMDA LEMOINE
Gold Star Cloggers
718 Chathal Drive
Orange Park, FL 32073

KELLI MCCHESNEY
Kelli's 1st Klass Kloggers
Rt. 2, Box 251
Branford, FL 32008



TEACHING PROGRAM

FRIDAY, OCTOBER 8, 1993

MAIN HALL

TIME	INSTRUCTOR	ROUTINE	LEVEL
1:00 - 1:45	E.N. BERTAUX, JR.	THE TIME HAS COME WILD MAN	EASY INT. EASY INT.
1:45 - 2:15	EDDIE WHITE	MOONLITE LOUNGE	INTERMEDIATE
2:15 - 2:45	MARGE CALLAHAN	I'LL MAKE YOUR BED	INTERMEDIATE
2:45 - 3:15	SAM GILL	LOOKIN' OUT FOR NUMBER ONE	EASY INT.
3:15 - 3:45	DIANE WELLS	HONKY TONK ATTITUDE	EASY INT.
3:45 - 4:15	TONY DILLOW	WAY DOWN YONDER ON THE CHATTAHOOCHIE	INTERMEDIATE
4:15 - 4:45	MONIKA WHITE	DEVIL IN DISGUISE	EASY COUPLE

FRIDAY EVENING

6:45 - 7:00		DANCING	
7:00 - 11:00	EDDIE WHITE	TAKE ANOTHER RUN WE SHALL BE FREE	EASY INT. EASY
	CHIP WOODALL	SOME GIRLS DO	BASIC
	MONIKA WHITE	WEAR MY RING AROUND YOUR NECK	EASY FUN
	CHIP FUTRELL	LOOKIN' OUT MY BACK DOOR	EASY
	TANDY BARRETT	STOP ON A DIME SWEETHEART SCHOTTISH	INTEMEDIATE EASY FUN
	SCOTTY BILZ	MY PAST IS PRESENT	INTERMEDIATE
	RONNIE DOGGETT	COPENHAGEN CHOCOLATE CITY HUSTLE	INTERMEDIATE EASY FUN
	DIANE WELLS	MY BLUE ANGEL	EASY

TEACHING PROGRAM

SATURDAY, OCTOBER 9, 1993

TIME	INSTRUCTOR	ROUTINE	LEVEL
		MAIN HALL	
9:00 - 9:40	TANDY BARRETT	DANCE	INTERMEDIATE
9:40 - 10:20	JEFF PARROTT	TRIBAL DANCE	INTERMEDIATE
10:20 - 11:00	SCOTTY BILZ	RIP OFF THE KNOB	INTERMED. +
11:00 - 11:40	ANNE LANIER	OH, HEART OF MINE	INTERMEDIATE
11:40 - 12:20	MARGE CALLAHAN	MORE WHERE THAT CAME FROM	INTERMEDIATE
12:20 - 1:00	EDDIE WHITE	STRAIGHT TALK	INTERMEDIATE
1:00 - 1:40	CHIP WOODALL	TRIM YOURSELF TO FIT THE WORLD	INTERMED. +
1:40 - 2:20	RONNIE DOGGETT	OZARK MOUNTAIN DREAM	INTERMEDIATE
2:20 - 3:00	CHIP FUTRELL	PAPA WAS A ROLLING STONE	INTERMEDIATE
3:00 - 3:40	JEFF PARROTT	CRAZY HEART	EASY INT.
		HALL "A"	
9:00 - 9:45	JAMIE CONN	PEACE AND LOVE	INTERMED. +
9:45 - 10:30	CHIP WOODALL	ADVANCED STEPS	ADVANCED
10:30 - 11:15	SCOTT RADABAUGH	JAZZ WORKSHOP	
11:15 - 12:00	DIANE ALLEN	TAKE IT BACK	INTERMED. +
12:00 - 12:45	SCOTTY BILZ	PRAY FOR RAIN	ADVANCED
12:45 - 1:30	CHIP FUTRELL	I'M GONNA GET YOU	ADVANCED
1:30 - 2:15	JEFF PARROTT	JUMP	INTERMED. +
2:15 - 3:00	SCOTT RADABAUGH	JAZZ WORKSHOP	
3:00 - 3:45	DERALD GRICE	TALKIN' TO HANK	INTERMED. +
		HALL "B"	
9:00 - 9:40	DONNA ROBBINS	SHE DON'T KNOW SHE'S BEAUTIFUL	INTERMEDIATE
9:40 - 10:20	EDDIE WHITE	STANDING ON THE EDGE	INTERMEDIATE
10:20 - 11:00	RONNIE DOGGETT	BABY ON BOARD	INTERMEDIATE
11:00 - 11:40	TONY DILLOW	WE'LL BURN THAT BRIDGE	INTERMEDIATE
11:40 - 12:20	MONIKA WHITE	I'M IN A HURRY	INTERMEDIATE
12:20 - 1:00	SANDY REDFERN	HOLDIN' HEAVEN	INTERMEDIATE
1:00 - 1:40	TRACY MELLA-CREWS	WHATCHA GONNA DO WITH A COWBOY	INTERMEDAITE
1:40 - 2:20	E.N. BERTAUX, JR	NO ONE ELSE ON EARTH	INTERMEDIATE
2:20 - 3:00	TANDY BARRETT	DOWN IN THE VALLEY	EASY INT.
3:00 - 3:40	SCOTTY BILZ	HONKY TONK SUPERMAN	EASY INT.



TEACHING PROGRAM

SATURDAY, OCTOBER 9, 1993

TIME	INSTRUCTOR	ROUTINE	LEVEL
		HALL "C"	
9:00 - 9:30	KELLI MC CHESNEY	WHY DIDN'T I THINK OF THAT	EASY
9:30 - 10:00	BRENDA LEMOINE	DON'T LET OUR LOVE START SLIPPIN' AWAY	EASY
10:00 - 10:30	DEBI DILLOW	LOVE ON THE LOOSE, HEART ON THE RUN	EASY INT.
10:30 - 11:15	DIANE WELLS	COWBOY HIP HOP HONKY TONK STOMP BAR ROOM BOOGIE TRASHY WOMEN	
11:15 - 12:00	MARTY MADDOX	HELP I'M WHITE BREAKIN' THE BANK BA HA BOOGIE COWBOY CHA CHA	
12:00 - 12:45	DONNA ROBBINS	BLAME IT ON YOUR HEART ROMEO REGGAE COWBOY	
12:45 - 1:30	RENEE LA BRIE	ROUTINES NOT AVAILABLE AT PUBLICATION TIME	ADVANCED
1:30 - 2:15	TANDY BARRETT	SUGAR WALTZ WALTZ LINE DANCE 6 CORNERS	
2:15 - 3:00	DEBI DILLOW	I CAN WALK THE LINE S-KICKING DANCE RANCH ROMP	
3:00 - 3:45	RENEE LA BRIE	ROUTINES NOT AVAILABLE AT PUBLICATION TIME	ADVANCED
		HALL "D"	
12:00 - 12:40	BRANDI BLAKSLEY	WHY'D YA COME IN HERE LOOKIN' LIKE THAT	INTERMEDIATE
12:40 - 1:20	SAM GILL	SKI BUMPUS	INTERMEDIATE
1:20 - 2:00	DIANE WELLS	MONEY IN THE BANK	INTERMEDIATE



EXHIBITION PROGRAM

Saturday, October 9, 1993

TIME	GROUP	DIRECTOR/INSTRUCTOR
6:45 - 7:00	DANCING	
7:00 - 7:40	TIDALWAVES	SHIRLEY DRAKE
	OLD HICKORY STOMPERS	BRANDI BLAKSLEY
	ORLANDO CLOGGERS	ANGELA REASONER
	PAZAZZ	DIANE WELLS
	UPTOWN CLOGGERS	JEAN MC LEAN
	THE FUNSTERS	PINKY DICUS
	THE FUN "D" CLOGGERS	FAYE M. DAYE
	ROCKY WATER CLOGGERS	LOIS FEISS
	RIVER CITY CLOGGERS	RENEE LA BRIE
	ELECTRIC RHYTHM	ANNE LANIER
7:40 - 7:55	DANCING	
7:55 - 8:35	BUCKSHOT	BRENDA EATON
	CROSS COUNTY	DONNA ROBBINS
	RHYTHM EXPRESS	RENEE COGBURN
	FIRST COAST CLOGGERS	ANNE LANIER
	STARKE COUNTRY CLOGGERS	DIANA ALLEN/TISH RUESSKAMP
	HOME COOKIN' CLOGGERS	CLAUDIA COLLIER
	PURE ENERGY	GREG DIONNE
	BAY CITY CLOGGERS	TRACY MELLA-CREWS
	CLOG N' COMPANY	CHARLENE HAMILTON
	MAGIC CITY CLOGGERS	CHRIS RAWLS
8:35 - 8:50	DANCING	
8:50 - 9:30	CLOGGING CONNECTION	DEBBIE CONN/JAMIE CONN
	CLOGGIN' ROBINS	DONNA ROBBINS
	INDIAN RIVER CLOGGERS	SANDY REDFERN
	RHYTHM KICKERS	LINDA STEPPE
	DIAMOND DUST CLOGGERS	ED DUROSE
	SOUTHERN PRIDE CLOGGERS	DIANE WELLS
	MYSTICAL ILLUSION	JENNIFER KWIECIEN
	SPACECOAST CLOGGERS	VICKIE ANSELL
	RAINBOW EXPRESS	JUDIE WALLACE
	SOUTHERN PRIDE CLOGGERS	BETTY BULLARD-WATERS
9:30 - 9:45	DANCING	
9:45 - 10:00	PRESENTATION OF PLAQUES	
10:00 - 10:45	"WILD WEST SHOW' - GRAND FINALE	



1992 PLAQUE WINNERS



EXHIBITIONING GROUP TRAVELING THE LONGEST DISTANCE

Down Home Cloggers, Trenton, NS, Canada

INDIVIDUAL CLOGGER TRAVELING THE LONGEST DISTANCE

Kim Barkhouse, Westville, NS, Canada

LARGEST EXHIBITIONING GROUP

Rocky Water Clogger, Melbourne, Florida

YOUNGEST EXHIBITIONING CLOGGER

Amanda Dodson, Log Cabin Cloggers, Walnut Cove, NC

OLDEST CLOGGER

Theresa Murray, J-ville Cloggers, Jacksonville, Florida

MAIN HALL



FRIDAY

Carl's Clogging Supplies

Introducing

"American Heritage Clogging Shoes®"

Patsy and Carl Blanton surveyed over 300 cloggers with the question, "If you could design your own clogging shoe, what features would you want?" Some of the answers were:

- **more toe room**
- **a binding that can be cleaned**
- **a sturdier more comfortable insole**
- **shoe laces that won't tear out**
- **less expensive**

Here's the shoe YOU asked for!

FREESTYLERS®

Kids FREESTYLERS® - 12, 12½, 13, 13½, 1, 1½ 2, 2½, 3 (medium/wide).

Ms. FREESTYLERS® - 4, 4½ (medium). 5, 5½, 6, 6½, 7, 7½, 8, 8½, 9, 9½, 10, 10½, 11, 11½, 12 (narrow/med./wide).

Mr. FREESTYLERS® - 2, 3, 4, 5, 6, 6½ (med.). 7, 7½, 8, 8½, 9, 9½, 10, 10½, 11, 11½, 12, 13, 14, 15 (medium/wide).

All shoes are available as stock items in white only. Some colors available on special order. Call us on these.

We are accepting Dealerships in some locations. Call or write for information.



Carl & Patsy Blanton

525 Poverty Lane
Salem, S.C. 29676-9736
803-944-8125
1-800-848-6366 (Orders Only)

Information or Inquiries 1-803-652-7452
Business Hours: 8AM to 5PM
Monday through Friday ET
(also evenings & weekends if we're here!)

COMPANY POLICIES

Payment Methods: Visa, Mastercard, C.O.D., or prepaid orders. We are not establishing monthly accounts.

If you order C.O.D. and refuse the shipment when it arrives, we will not ship to you again unless your order is prepaid. (No more C.O.D.)

We are experiencing more and more *insufficient funds* and *accounts closed* checks, either of these will put your name on a *Prepaid Status Only Customer List.* (We will no longer accept checks from you.)

Our toll-free number has grown to such a large monthly account that we will now only accept orders on our 800 number. We are charged a rate-per-minute when you call us. It is not a monthly "flat-rate" as some folks think it is. So if you are checking on an order, or need any other information call (803) ~~652-7452~~. 744-5125

If you have us hold an order for you while your check or money order is arriving, we will only hold your order for 7 calendar days.

We will exchange defective records or tapes, but for the same title and artist only.

Videos cannot be exchanged or returned.

Prices subject to change without notice.

Write for Free Catalog and Record List!

NATION'S LARGEST DISTRIBUTOR OF CLOGGING SUPPLIES!

We travel and set up at Conventions and Workshops. Call us for Dates.

If you need a special record or tape we will contact the cut-out shops across the country to find it. If you run a small festival or workshop and need specific records or tapes - call us. We will consign and send them to you and then you may return any that are not sold.



• "PROMENADERS" CLOGGING SHOES: Ms. & Mr. Stompers, Scoops, Cloggers, Also Factory Irregulars (when available) • Shoe Lasts • TAPS: Bell Taps, Staccato Jingle, Steven Stompers • SOUND EQUIPMENT: Califone, Marantz Tape Recorders PMD221, Nady 201 VHF True Diversity Wireless Microphone System • CLOGGING RECORDS: Singles, Albums, Over 180,000 45's, Sleeves • Cassette Singles & Full Cassettes • CONVENTION & WORKSHOP SYLLABUSES • TEE-SHIRTS • FUN BADGES • VIDEOS • BELT BUCKLES • BUMPER STICKERS • KEY RINGS • DIPLOMAS • GOLD AND SILVER JEWELRY - Designs by DARR •

THE TIME HAS COME
MARTINA McBRIDE
RCA - 62215-7
TIME : 2:32

EASY INTERMEDIATE LINE
CHEO: JUNIOR BERTAUX
4220 Spainhour Mill Rd.
Tobaccoville, N.C. 27050
EE WORKSHOP TEAM

Wait 16 Beats

```
Part A)                L    R    L    R         L          R
     Heel Pivot Vine - DS - DX - DS - DB - HEEL PIVOT ½ - STEP
               L     R      L      L
     Shuffle - DB - HEEL - HEEL - LIFT
                                (REPEAT TO FRONT)
Part B)        L    R          L            R          L              R
     M J Run - DS - DB - STEP in Front - Step out - STEP in Back - STEP out
                    L    R    L    RL
     Triple Basic - DS - DS - DS - RS
                  R    L     R      L     RL
     Heel Rock - DS - DS - HEEL - HEEL - RS
                   R    L    R    L
     Triple Lift - DS - DS - DS - LIFT
                        L    R
     2 Double Steps - DS - DS

Part C)             L    R                      R      L
     Double Round- DS - DR (Turn ¼ Right) - STEP - Kick
                        (REPEAT 3 TIMES TO FRONT)
Part D)                L          R        L          R
     2 - Loop Steps - DS - LOOP in Back - DS - LOOP in Back (Turn ¼ Right)
               L     R      R      L      L      R      L      L
     Catawba - DT - HEEL - HEEL - HEEL - HEEL - HEEL - HEEL - LIFT
                        (REPEAT 3 TIMES TO FRONT)
Ending)             L     R     R     L     L     R     R     L
     4 Leg Kicks - DS - KICK - DS - KICK - DS - KICK - DS - KICK
                        (TURN ¼ LEFT ON EACH KICK)
                              L    R    L    R   L      R      R
     Triple Roll Heel Lift - DS - DS - DS - DX ROLL - HEEL - LIFT

Sequence - A - B - A - B - C - D - A - B - A - B - ENDING
```



WILD MAN
RICKY VAN SHELTON
COLUMBIA - 38-74748
TIME: 3:17

EASY INTERMEDIATE LINE
CHEO: JUNIOR BERTAUX
4220 Spainhour Mill Rd.
Tobaccoville, N.C.
EE WORKSHOP TEAM

Wait 16 Beats

Part A)
```
                  L    R    L    R    L    R    L    RL
Clogover Vine - DS - DX - DS - DB - DS - DX - DS - RS
               R    L    L          LR   L    R    R          RL
D C Step - DS - DX - DT Round - RS - DS - DX - DT Round - RS
                  R    L    R    L
Triple Lift - DS - DS - DS - LIFT (Moving Forward)
                   L    R    L    RL
Triple Basic - DS - DS - DS - RS
            R          L                   L      R
Karate - DS - Kick & Turn ½ Right - STEP - KICK
                   R    L    R    LR
Triple Basic - DS - DS - DS - RS
```

(REPEAT TO FACE FRONT)

Part B)
```
                    L       R       R       L       L       R       R       L
4 Step Touches - Step - Touch - Step - Touch - Step - Touch - Step - Touch
```

(CLAP HANDS ON TOUCHES)

```
                      L     R    L    RL
Stomp Double - Stomp - DS - DS - RS  (Turn ½ Left)
                   R     L     L     R
2 Leg Kicks - DS - KICK - DS - KICK
```

(REPEAT ON OPPOSITE FOOT TO FACE FRONT)

Part C)

Triple Lift (Moving Forward)

Triple Basic (Backing Up)

4 Leg Kicks (Turn ¼ Left On Each)

Bridge)

Triple Lift (Moving Forward)

Triple Basic (Backing Up)

Sequence - A - B - B - C - A - B - B - Bridge - B - B - C - Bridge + Kick



MOONLITE LOUNGE
By: Alabama
Pass It on Down
(Full Cassette)

INTERMEDIATE LINE
Choreo: Eddie White
Rt.1 Box 403-K
Pinnacle, NC 27043
(919) 368-4175

Wait 16 beats
start on left foot

A
1-Wendy Step-DS,Brush-across,S,RS (left)
L R R LR
1-Double Back Basic-DS,Double back,DS,RS
L R L RL
1-Double Basic Chug-Double back,RS,Chug
R LR R
1-Triple Basic-DS,DS,DS,RS (turn ½ right)
R L R LR
(Repeat to face front)

B
2-Twisters- Double twist-twist,lift,Double twist-twist,lift
L BOTH L L BOTH L
1-Fancy Double-DS,DS,RS,RS (turn ½ left)
L R LR LR
1-Twister Left-Double twist-twist,lift
L BOTH L
1-Twister Right-Double twist-twist,lift
L BOTH R
5-Around-S,S,S,S,S,Chug (turn ½ right) (like jogging)
R L R L R L

C
2-SeeSaw-S-down,back,DS,RS,S-down,back,DS,RS
L R L RL R L R LR
3-Double Step Karate-DS,DS,DS(forward),Kick(turn),S,lift
L R L R R L
1-Fancy Double-DS,DS,RS,RS
L R LR LR
(Repeat to face front)

Bridge
2-twisties-Double,twist-twist,lift,Double,twist-twist,lift
L BOTH L L BOTH L
1-Fancy Double-DS,DS,RS,RS
L R LR LR
(Repeat to face front and add a chug)

D
4-Boogie Basics-DS,RS,DS,RS,DS,RS,DS,RS (turn ½ on each) (add 2 DS's)
L RL R LR L RL R LR

Ending
2-3-Double Step Karate (No Fancy Double)

SEQUENCE: A,B,C,BRIDGE,A,B,C,B,C,D,ENDING

"I'LL MAKE YOUR BED" Level: INT.

RECORD: COLUMBIA 38-74954, Dolly parton
(Flip side of "More Where That Came From"
CHOREO: Marge Callahan, Jacksonville, Florida
INTRO: Wait 8 beats, start with LEFT foot

* *

HEEL BEATS	TIMES	STEP
		(PART A) "CROSS ROCK"
8	(1)	L DS(XIF) R ROCK(OTS) L STEP(XIF) R ROCK(OTS) L STEP(XIF) R ROCK(OTS) L STEP(XIF) R STAMP(UP) L H R STAMP(UP) L H R DSRS (move right on the "Cross Rock")
4	(1)	"TRIPLE" (turn ½ LEFT)
4	(1)	R DS L DT(F) R H L TB R H L BR(UP) R H "ALABAMA"
16	(1)	Repeat above 16 beats, same footowrk

* *

		(PART B) "MOLLY"
8	(2)	L DS &1 R DS &2 L STEP & R STAMP(F) 3 L DRAG & R STEP(B) 4
4	(1)	L DS &1 R DT(XIF) & L H 2 R DT(X) & L H 3 Lt. heel pivot ½ rt. & R STEP 4 "LOOP"
4	(1)	L DS R TCH(F) L H R TOE/HEEL(B) L TB R H "CHARLESTON"
16	(1)	Repeat above 16 beats, same footwork

* *

		(PART C) "2 BASICS & SCOOP"
16	(2)	L DSRS &1&2 R DSRS &3&4 L DT & R H 5& R H 6 L DT & R H 7& R H 8
8	(2)	L DS R DT(XIF) L H R DT(X) L H R DS "STRUM"
4	(1)	L DS R STAMP(UP) L H R DS L STAMP(UP) R H "2 DS STAMP UPS"
4	(1)	"ONE STRUM"

* *

		(INTERLUDE)
16	(1)	"TWO TRIPLES FORWARD -- 8 TOE/HEELS BACK
8	(1)	"PUSH-OFF LEFT -- "PUSH-OFF RIGHT"
8	(2)	L DT(B) R H L BR(UP) R H L DSRS alternate footowrk "HARD STEP"



* *

* *

HEEL BEATS	TIMES	STEP
32	(1)	REPEAT PART A
32	(1)	REPEAT PART B
32	(1)	REPEAT PART C

* *

BRIDGE "2 BASICS & HOLD"

		L	R	
4	(1)	DSRS	DSRS	and HOLD

Wait for music to cue you into the next step.
Weight should be on your right foot. LISTEN!!

* *

ENDING

8	(2)	"TRIPLE HOP FORWARD"
8	(2)	"TWO TRIPLES BACK"
16	(1)	"VINE LEFT" -- "VINE RIGHT"
32	(1)	Repeat above 32 beats, same footwork

* *

SEQUENCE: A B C INTERLUDE A B C BRIDGE ENDING

* *

ABBREVIATIONS: (XIF)= Cross in front. (OTS)= Out to side. (X)= Uncross. (F)= Front. (B)= Back. H= Heel. TB= Touch back. DS= Double toe step. DT= Double toe. DSRS= Double toe step rock step. BR= Brush.

* *

Marge Callahan
7224 Kivler Drive
Jacksonville, Fl. 32210
1-904-771-7987



LOOKING OUT FOR NUMBER ONE

Record: Same title by Travis Tritt — Easy Level Dance
Choreo: Sam Gill, 2326 Gurley Drive, Columbus, GA 3104 (706) 576-4057
Begin Left Foot — Wait 16 beats after guitar intro

Seq: A-B-C-D-A-B-C-E-C

* *

Part A

D(ib)/H-B/E-Tch(xif)/H-Tch(xif)/H-Tch(ots)/H-Tch(xif)/H-DSRS — Simone
& 1 & 2 & 3 & 4 & 5 & 6 &7&8

DS-B/E-DS-RS (turn 1/4 Rt on Basic) — Rockin' Chair

DS-DS-DS-RS (turn 3/4 Left) — Triple

*** Repeat to face FRONT ***

PART B

DS-DS(xib)-DS(ots)-DS(xif) (Moving to the LEFT) — Four Beat Vine

DS-Tch(ots)/H-Tch(xif)/H-Tch(ots)/H — Outhouse Touch

** Repeat to Right **

2 DS-&/Kick (turn 1/2 Left)-RS-&/Kick — Karate Rock
&1 & 2 &3 & 4

** Repeat turning RIGHT **

DS-DS-DS-DS Moving Forward

DS-DS-RS-RS Backing Up — Fancy Double

PART C

2 Heel Tch/S-B/E Move Forward — Unclog
& 1 & 2
L L R L

2 DS-RS — Basics

DS-&/Kick (turn 1/2 Left)-&/S-&/Kick — Karate
&1 & 2 & 3 & 4

DS-DS-RS-&/Kick — Double Kick

** Repeat to the Front **

PART D

DS(ots)-DS(xib)-DS(ots)-DS(xif)-DS(ots)-DS(xib)-DS-RS — Clog o'er Vine

DS-RS-RS-RS (turn 1/2 RIGHT) — Push Off

DS-DS-H/H(put weight on them)-RS — Walk the Dawg
&1 &2 & 3 &4
LL RR L R LR

** Repeat to the Front **

PART E

4 DT(ib)/H-DS — Flea Flicker

2 DS-DS-RS — Double
&1 &2 &3

DS-RS-DS-RS-DS-DS-RS-RS — Basics & Fancy Double

HONKY TONK ATTITUDE

Recorded by: Joe Diffie
Choreo by: Diane Wells
Easy-Intermediate line



Wait 16 beats

Part A:

Moving lt Scoot & rs (moving sideways, s rs, rock IB step)
1 rl rt l

Repeat moving rt, opposite ft.

2 Kick front rs (kick IF, rs)
1 lr

Step, tch toe IF (step, tch toe IF, tch toe IF, step)
swivel knee lt & rt 1 rt rt r

Repeat all of above

****

Part B:

Moving lt (step OTS, step behind, step OTS, tch toe)
l rt lt rt

Repeat moving rt, opposite ft.

Basketball turn ½ rt (step IF, step IP & pivot ½ r, step IF, step IP & pivot ½ r)
lt rt r lt rt r

Quick steps forward (step, step)
2 beats 1 r

Hop back (step IB, step IB)
l r
& one

Clap

****

Part C:

2 Rocking Chairs (ds ,brush up, ds rs)
moving lt l rt r lr

2 Step behinds moving lt (ds, step IB)
l rt

1 basic side rock turn ½ l (ds rs, rock OTS, turn ½ l,step, ds XIF)
1 rl rt l rt

You are facing back

2 Rocking chairs moving l (ds, brush up, ds rs)
l rt r lr

2 Step behinds moving lt (ds, step IB)
l rt

2 basic side rocks turn ¼ l on each (ds rs, rock OTS, turn ¼ l, step, ds XIF)
1 rl rt l rt

4 Kicks (ds, brush up) altern ft.
l rt

****



Part D:

Line Dance

Moving lt (step OTS, step behind, step OTS, tch toe turn ½ lt)
turn ½l on lt rt lt rt
toe tch

Moving rt (step OTS, step behind, step OTS, tch)
rt lt rt l
do not turn

Repeat above turning ½ l as directed above

4 step tch toe (step, tch toe,) altern ft
l rt

****

Part E:

Clogover vine moving lt (ds ds ds ds ds ds ds rs)
l r l r l r l rl

2 Charlstons (ds, tch IF, toe heel rs)
r l l l rl

Repeat above moving rt, opposite ft.

Chain 360° lt & rt (ds rs rs rs) altern ft.
l rl rl rl

4 Kicks (ds, brush up) altern ft.
l rt

****

SEQUENCE:

A,B,A,B,C,D,A,B,C,D,E,C,B,B

*SPECIAL THANKS TO RICK FLEMING. THE FRIDAY NIGHT-GET RIGHT SEQUENCE WAS TAKEN FROM HIM...



"CHATTAHOOCHIE"

ALAN JACKSON
ARISTA RECORDS 12560-7 TIME: 2:27
CHOREO: THE DILLOWS- J'VILLE CLOGGERS, JAX., FL (904)724-9473
WAIT: 24 BEATS SEQUENCE:ABA BRIDGE 1,ABA BRIDGE 2,A+ ENDING

PART A

16 DS RS DS RS
L RL R LR

DBL H(OTS) DBL H(OTS) KNEE(XIF TWIST BODY) TOE TOUCH(TURN 1/4 L) KNEE UP STEP
L R R L L L L L

STOMP DBL-BACK DS TOE-SLIDE(TURN 1/2 L) "HOOCHIECOOCHIE"
R L L R

DS DS RS RS(TURN 1/4L) (END FACING FRONT)
L R L L

PART B

18 DS DBL-OUT(TURN 1/4 L) ROCK TOE-BALL ROCK TOE-BALL (MOVING FORWARD)
L R R L R L

TOE-SLIDE(TURN 1/4 L TO FACE REAR) DS DS RS
R L R LR

REPEAT ABOVE-END FACING FRONT

DS DS
L R

BRIDGE 1

19 DS DS DS TOUCH(XIF)H (MOVING LEFT)
L R L R L

DS TOUCH H TOUCH H DS (KNEE SLAPPIN MOTION)
R L R L R L

REPEAT ABOVE MOVING RIGHT

** ADD DS RS DS
L RL R

BRIDGE 2

18 DS DS DS KICK DS DRAG STEP(XIF) TOE-SLIDE TOE-SLIDE (TURNING 1/2 L)
L R L R R R L R L

REPEAT ABOVE:OPPOSITE FEET; END FACING FRONT

DS DS
L R

PART A+

27 DO A AS WRITTEN ADDING:

DBL H(OTS) DBL H(OTS) KNEE(XIF TWIST BODY) TOE-TOUCH(TURN 1/4 L) KNEE UP STEP
L R R L L L L L

H H H(TURN 1/4 R TO FACE FRONT) DS RS DS RS (IN PLACE)
R L R L RL R LR

ENDING

16 DO BRIDGE 1-OMIT **



Devil In Disguise

Record: Trisha Yearwood
Choreo: Monika White Rt. 1 Box 403-K, Pinnacle, NC 27043
Chris Stone Rt. 6 Box 630, Yadkinville, NC 27055

EASY LEVEL COUPLE

Begin when the SLOW part starts!
A/ "Cha-Cha" part! Start facing in a formal dance stance!

BOY	GIRL
ST(if) ST(ib) ST RS L R L RL &1 &2 &3 &4	ST(ib) ST(if) ST RS R L R LR &1 &2 &3 &4
ST(ib) ST(if) ST RS R L R LR &1 &2 &3 &4	ST(if) ST(ib) ST RS L R L RL &1 &2 &3 &4
ST(if) ST(ib) ST RS L R L RL	ST(ib) ST(if) ST RS R L R LR
ST(face back) ST(together) ST RS L R L RL	ST(face back) ST(together) ST RS R L R LR
ST(face front)ST(together) ST RS R L R LR	ST(face front)ST(together) ST RS L R L RL
ST(face back) ST ST RS(full turn) L R L RL	ST(face back) ST ST RS(full turn) R L R LBOTH

Couple should be facing front with hands joined!

B/ 2 DT(ib) BR SL DS RS --Hardsteps
L L R L RL (opposite feet)
&1 & 2 &3 &4

1 DS DS(xif) DS TT SL --Triple Toe Slide
L R L R R

1 Triple (left foot)

Repeat all on opposite feet

C/ 1 Triple Kick (forward

1 Triple (California twirl to face back)

Repeat to face front

End/ 2 Hardsteps (face partner on the last basic)
4 basics (Do Si Do)
End Facing back to back with partner!

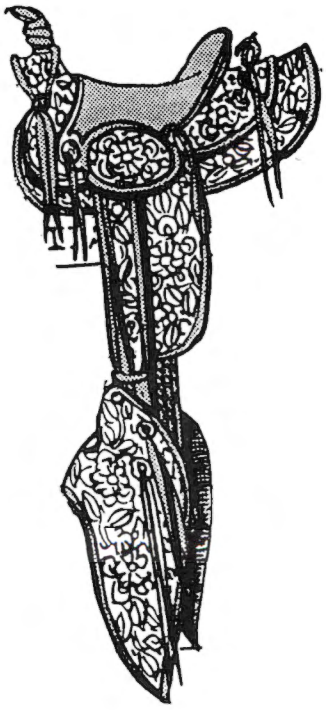

Sequence
A-B-C-A-B-C-A-B-C-B-C-End

TAKE ANOTHER RUN
By Paul Overstreet
RCA RECORD
62473-7

Couples, Routine
Easy Intermediate Levil
Cor: Eddie White
Rt. 1 Box 403-K
Pinnacle, N.C. 27043
(919) 3684175

Join right hands together (cross)
Gent on left
Wait 16 beats, both start on left foot

(A) 4 Basics: Lady cross in front of Gent, then Gent crosses in front of Lady

1- Kick Bend: DS,KICK-BEND(IN FRNT),KICK BEND(OUT TO SIDE),ROCK STEP
l r r r l

1- Triple Basic- DS,DS,DS,ROCK,STEP (Both turn right to face back)
r l r l r

"REPEAT FROM BACK" WHEN YOU TURN TO FACE THE FRONT, GENT BRING YOUR RIGHT HAND OVER THE LADIES HEAD TO HER SHOLDER.

(B) 2 Basketball turns: STEP (TURN RIGHT), STEP,DOUBLE STEP, ROCK, STEP
l r l r l
STEP,(TURN LEFT), STEP, DOUBLE STEP, ROCK, STEP
r l r l r

1- Fancy Double; DOUBLE STEP, DOUBLE STEP, ROCK STEP, ROCK STEP (BOTH TURN LEFT)
l r l r l r

1- Double Slide; DOUBLE STEP, DOUBLE-CROSS, TOE SLIDE, TOE SLIDE
l r l r

"REPEAT TO FACE FRONT"

Bridge: 4- TOE STEPS: TOE HEEL, TOE HEEL, TOE HEEL, TOE HEEL
l r l r

(C) 2- Clog over vines: DOUBLE STEP, DOUBLE CROSS(IN FRONT),DOUCLE STEP, DOUBLE BACK,
l r l r
DOUBLE STEP, DOUBLE CROSS,DOUBLE STEP ROCK STEP, (MOVING LEFT)
l r l r l

"REPEAT MOVING RIGHT"

Ending: 4 Basics-LADY CROSS IN FRONT OF GENT, THEN GENT CROSSES IN FRONT OF LADY

SEQ: A,B,BRIDGE,A,B,C,B,A,B,B,C,ENDING.

l= LEFT FOOT
r= RIGHT FOOT



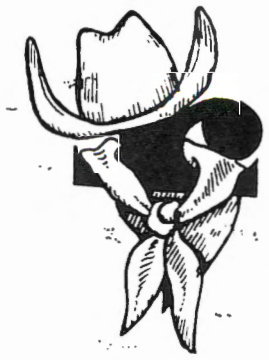

WE SHALL BE FREE
By: Garth Brooks

EASY LINE
Choreo: Eddie White
Rt. 1 Box 403-K
Pinnacle, NC 27043
(919) 368-4175

After slow part wait 8 beats
start on left foot

A
8-Toe-Heels left 360°

B
1-DS,Double cross,Double back,(pause),S,RS
L R R R LR
1-Double Basic-DS,DS,RS
L R LR
2- Flea Flickers-Double-up,Double-down,Double-up,Double-down
L L R R
1-Double and a chug-DS,DS,RS,Chug(lift with left, slide on right)
L R LR R
(Repeat 3 more times turning 3/4 each time)

C
2-Heel Pulls-Heel,pull,Shuffle,Shuffle,Heel,pull,Shuffle,Shuffle
L R BOTH BOTH R L BOTH BOTH
2-Boogie Basics-DS,Rock(behind),S,DS,Rock(behind),S
L R L R L R
1-Double and a Chug-DS,DS,RS,Chug (Turn ½ left)
L R LR L
(Repeat to face front)

Bridge I
4-Double Steps-DS,DS,DS,DS (turn left 360°)
L R L R

D
Do part B except turn ½ instead of 3/4

Bridge II
Do part A and add a double and a chug

Sequence: A,B,C,Bridge I,D,C,Bridge II,D,C,D,C



Some Girls Do Basic Level

Music By - Sawyer Brown
Choreo - Chip Woodall

Sequence - A A B B C D D A A B B C D E B C D C D D D D E

Part A:
Clog Over Vine
DS DS DS DS DS DS DS RS
L R L R L R L RL

Karate Turn
DS PIVOT 1/2 RIGHT STEP CHUG
R L R



Basic Chug
DS RS CHUG RS
R LR L LR

Part B:
Triple - Triple - Triple
DS DS DS RS DS (1/2 LEFT) DS DS RS
L R L RL R L R LR

Cowboy
DS DS DS BR SL DS RS RS RS
L R L R L R LR LR LR

Part C:
Syncopated Joey
STEP B(XIB) B(OTS) STEP B(XIB) B(OTS) STEP(OTS)
L R L R L R L

STEP B(XIB) B(OTS) STEP B(XIB) B(OTS) STEP(OTS)
R L R L R L R

Rocking Chair
DS CHUG (1/4 L.) DS RS DS CHUG(1/4 L.) DS RS
L R R LR L R R LR

Repeat Syncopate Joeys

(2) Basics Turning 1/2 left to face front again.

Part D:
Stomp Double
STOMP DS DS RS DS CHUG RS RS
L R L RL R L LR LR

Part E:
Slur Brush Slur
DS SLUR (XIB) DS BR (1/2 L.) SL DS SLUR (XIB) DS RS
L R L R L R L R LR

Basic Basic(L., R.) Fancy Dbl. Repeat Above Sequence

WEAR MY RING AROUND YOUR NECK
BY: RICKY VAN SHELTON
HONEYMOON IN VEGAS MUSIC FROM
THE ORIGINAL MOTION PICTURE
SOUNDTRACK
ET52845 EPIC SOUNDTRAX

EASY FUN DANCE
CHOREO: MONIKA WHITE
RT. 1 BOX 403K
PINNACLE, NC 27043
(919) 368-4175

WAIT 12 BEATS

PART A

```
ROCKING CHAIR:  DS,BR-UP,DS,RS (TURN ¼ LT.)
                L    R   R  LR
                &1   &2  &3 &4
HIP SLAPS:  DS,DS,SLAP,SHAKE,SLAP,SHAKE
            L  R   L     R    L    R
            &5 &6  &     7    &    8
ROCKING CHAIR:  DS,BR-UP,DS,RS (TURN ¼ LT )
                L    R   R  LR
                &1   &2  &3 &4
                     (CLAP CLAP-CLAP)
TOE STEPS:  DS,DS,TOE,STEP,TOE,STEP
            L  R   L   L    R   R
            &5 &6  &   7    &   8
```

(REPEAT ALL TO FACE FRONT)

PART B

```
VINE RUN:  DS,DX,S-O,S-B,S-O,S-F,S-O,S-B,S-O,S-F,DS,DS
           L  R   L   R   L   R   L   R   L   R  L  R
           &1 &2  &   3   &   4   &   5   &   6  &7 &8
BOBBY:  DS,HEEL,TOE,BRUSH-UP
        L   R    R     R
        &1  &2   &3    &4
TRIPLE BASIC:  DS,DS,DS,RS (TURN ½ RT.)
               R  L  R  LR
               &5 &6 &7 &8
```



(REPEAT ALL TO FACE FRONT)

ENDING

```
ROCKING CHAIR (TURN ½ LT.)
HIP SLAPS
ROCKING CHAIR (TURN ¼ LT.)
TOE STEPS
ROCK STEP,DOUBLE BASIC: RS,DS,DS,RS
                        LR L  R  LR
                        &9 &10&11&12
```

PAUSE, STEP LEFT OVER RIGHT & PUT BOTH HANDS IN THE AIR

SEQUENCE: A,A,B,A,B,A,ENDING

LOOKIN' OUT MY BACK DOOR — EASY LEVEL LINE DANCE

Cassette Single: "Lookin' Out My Back Door" by Creedence Clearwater Revival, Fantasy Records CAS2216(F-645); time 2:31
Choreography: Chip Futrell, P.O. Box 565, Denton, NC 27239 (704)869-3333
Introduction: Wait 8 beats. Start with the left foot.

INTRO - 8 BEATS

# TIMES	STEP	DIRECTIONS
4	DS RS &1 &2	"Single Basics" Turn 360° left.

PART A - 32 BEATS

1	DS BR SL DS RS L R L R LR &1 & 2 &3 &4	"Rockin' Chair" Move left.
4	DS	Move left.
1	(xif) (unx) (ib) (xif) (unx) (ib) DS DT SL DT SL TE SL DT SL DT SL TE SL BR SL L R L R L R L R L R L R L R L &1 & 2 & 3 & 4 & 5 & 6 & 7 & 8	"Shine"
1	"Rockin Chair"	Move right.
4	DS	Move right.
1	DT RL-L RL-R RL-L RS R BA-R BA-L BA-R LR & 1 2 3 &4	"Flange"
1	DS DS RS BR SL L R LR L R &1 &2 &3 & 4	"Follow-Up"

PART B - 32 BEATS

1	DS DS BA HL BA HL L R L L R R &1 &2 & 3 & 4	"Walkin' Step" Move forward.
1	(xLif) DS HL-R HL-R PA BA HL-L SL L BO-L BO-L L&R L&R BA-R R &1 & 2 & 3 & 4	"Black Mountain" Turn 1/2 left on 3.
2	"Single Basics"	
1	DS DS DS RS L R L RL &1 &2 &3 &4	"Triple Basics"
1	"Rockin Chair"	Move right.
4	DS	Move right.



1	DT RL-L RL-R RL-L RS R BA-R BA-L BA-R LR & 1 2 3 &4	"Flange"
1	DS DS RS BR SL L R LR L R &1 &2 &3 & 4	"Follow-Up"

PART B1 - 16 BEATS

1	"Walkin' Step"	Move forward.
1	"Black Mountain"	Turn 1/2 left on 3.
2	"Single Basics"	
1	"Triple Basics"	Turn 1/2 right.

BRIDGE - 8 BEATS

2	"Single Basics"	
1	'Triple Basic"	Turn 1/2 right.

SEQUENCE

INTRO, A, A, B, A*, B*, B1, BRIDGE, A, B1

*part begins facing the back wall

ABBREVIATIONS

DS: double step, RS: rock step, BR: brush, SL: slide, DT: double toe, TE: toe, RL: roll, BA: ball, HL: heel, PA: pause, BO: bounce, (xif): cross in front, (unx): uncross, (ib): in back, (xLif): cross the left foot in front



STOP *on a Dime!*

INT LINE

LITTLE TEXAS - CASSETTE "BIG TIME" WB 4-45276
CHOREO: TANDY BARRETT, STONE MOUNTAIN, GA
INTRO: WAIT 16

PART A

2 Basics &	DS RS DS RS STOMP DS DS RS
Stomp Dbl	L RL R LR L R L RL
Repeat	Part A - opposite foot

PART B

Chain Around	DS RS RS RS 1/2 Turn Left
	L RL RL RL
Joey	DS BALL(XIB) BALL BALL BALL(XIB) BALL STEP
	R L R L R L R
Repeat	PART B as written
Add Triples	DS DS DS HOP (Forward) DS DS DS RS (Back)
	L R L R R L R L

PART C

Crazy Ride	DS RS DS DS TCH(H) SRS KICK SRS
	L RL R L R RLR L LRL
	&1 &2 &3 &4 & 5&6 & 7&8
Clog Over	DS DS(XIF) DS(Moving R) STEP(1/2 turn L) DS(XIF)
Flip	R L R L R
	&1 &2 &3 & 4 &5
	RS RS KICK
	LR LR L
Repeat	PART C as written

PART D

"Stop"	DS DS DT JUMP (HOLD)
	L R L L
	&1 &2 & 3 &4
Triples & 2	DS DS DS RS (Backing) DS RS DS RS
Basics	R L R LR L RL R LR

BREAK I

Quarter Kicks	DS KICK DS KICK DS KICK DS KICK (Full turn Left)
	L R R L L R R L

BREAK II

Traveling	DS (1/4 Turn L) TCH SL TCH SL TCH SL Moving R
Shoes	L R L R L R L
Triple	DS DS DS RS Repeat as written 3 more times
	R L R LR

* PART D "STOP VARIATION"

Do	DS DS DT JUMP HOLD (then) HOLD 2 EXTRA BEATS
	L R L L
	&1 &2 & 3 &4 &5 &6

Then continue - triple back and 2 Basics as usual



ENDING

STOMP
L

SEQUENCE

ABCD BREAK I ABCD BREAK II BREAK I
ABCD (Omit Basics) *D Variation BREAK I
BREAK II END

TAUGHT BY: TANDY BARRETT

SWEETHEART SCHOTTISH

CHOREO: UNKNOWN

MUSIC: TULSA TIME(OR OTHERS)

PARTNER DANCE

START WITH COUPLES FACING LINE OF DANCE
SWEETHEART PROMENADE

VINE LEFT	STEP STEP STEP SCUFF L R L R	TO LEFT
VINE TURN	STEP STEP STEP SCUFF R L R L	LADIES TURN LEFT UNDER GENT'S ARM CHANGING SIDES-PARTNERS WIIL FACE GENTS STEP TO RIGHT
VINE TURN	STEP STEP STEP SCUFF L R L R	LADIES REVERSE TURN TO L.O.D. GENTS STEP TO LEFT
VINE SPIN	STEP STEP STEP SCUFF R L R L	LADIES DROP LEFT HAND-AND TURN RIGHT UNDER THEIR ARM-FULL TURN TO FACE L.O.D. GENTS STEP IN PLACE
STEP SCUFF	STEP SCUFF STEP SCUFF L R R L	MOVING FORWARD
STEP BACK	STEP STEP STEP SCUFF L R L R	BACKING
STEP SCUFF	STEP SCUFF R L	IN PLACE

START AGAIN



MY PAST IS PRESENT
Rodney Crowell

Left Foot Lead
Intermediate Level Line Dance

Scotty Bilz, Dunnwoody GA
Another "Awesome Possum"
Routine

INTRO: Wait 4 pick up notes, then 16 more

PART A

(16)	4	Rock Doubles	RS-DS-DS-RS ; 1/4 L each step
(4)	1	Triple Kick	DS-DS-DS-K Sl ; forward
(4)	1	Triple back	DS-DS-DS-RS
(8)	1	Moonshine Step	DS-DT(xf)Sl-DT(x)Sl-DS-DT(xf)Sl-DT(x)Sl-RS-K Sl

REPEAT A

PART B

(4) - 2	1	Push Off	DS-RS-RS-RS ; move Left
(4) -	1	Push Off Turn	DS(1/2L)-RS-RS-RS
(6)	1	Samantha Kick	DS-DS(xf)-Dr St-Dr St-RS-K Sl

REPEAT A, B

PART C

(8)	2	Stomp Doubles	(p)Sto-DS-DS-RS
(8)	4	Flea Flickers	DT(b)Sl-DS(b)
(4)	2	Basics	DS-RS

PART D

(4) - 4	2	Basics	
(4) -	1	Only Wanna Step	DS-DT Sl-RS-Toe Sl ; 1/4 L turn

REPEAT A, B (omit the Samantha Kick this time only), B

END

(4)	2	Basics	
(4)	1	Only Wanna 1/4 L	
(2.5)	1	Basic Stomp	DS-RS-Stomp



COPENHAGEN INTERMEDIATE LINE

RECORD: COPENHAGEN by THE GEEZINSLAWS, SOR-451

CHOREO: RONNIE DOGGETT, 7721 ADOBE RIDGE RD. S., MOBILE, AL 36695

WAIT: 16 BEATS BEGIN LEFT FOOT

****

PART A "BASICS", "SWISHER", "LOOP & TURN"

BASICS	DSRS	DSRS	D	OUT	CROSS(LXIF)	OUT	CROSS(RXIF)
SWISHER	L	R	L	LR	LR	LR	LR
	&1&2	&3&4	&	5	&	6	&

TRIPLE	OUT	TOGETHER	SLIDE		DS	DS	DSRS
	LR	LR	L		R	L	R LR

LOOP	DS	D(B)(TURN ½ RIGHT)	STEP	SLIDE
TURN	L	R	R	R

REPEAT ****REPEAT ALL OF THE ABOVE: THEN ADD:

	TOE	HEEL	TOE	HEEL
	L		R	

****

PART B "COPENHAGEN", "COWBOY TURN"

COPEN-	DS	TOE(B)	TOE(XIB)	PAUSE(SPIT)	TOE	TOE(XIB)	STEP
HAGEN	L	R	R		R	R	R
	&1	&	2	&	3	&	4

COWBOY	DSRS	DSRS	DS	DS	DS	BR	SL	(MOVING FORWARD)
TURN	L	R	L	R	L	R	L	

	DS(TURN ½ LEFT)	RS	RS	RS.	(BACKING UP)
	R	LR	LR	LR	

REPEAT ****REPEAT ALL OF THE ABOVE: SAME FOOTWORK & TURNS***

ADD	TOE	HEEL	TOE	HEEL
	L	L	R	R

****



COPENHAGEN

****

INTERLUDE:	DS L	DS R	DS L	DS R	(MOVING FORWARD)
	&	STEP(BACK UP) L	&	STEP(TURN ½ RIGHT) R	
	&	STEP L	&	STEP R	(MOVING FORWARD)
REPEAT	*****REPEAT ALL OF THE ABOVE AS WRITTEN**********				

****

PART C	"ROOSTER RUN","ROCKING CHAIR TURN"					
"RUN"	DS L	DS(XIF) R	ROCK L	STEP(XIB) R	ROCK L	STEP(XIF) R
"ROCKING CHAIR"	DS L	BRUSH R	SLIDE L	DS R	RS LR	(TURN 3/4 LEFT)
REPEAT	****REPEAT THE ABOVE THREE MORE TIMES**********					
ADD	TOE L	HEEL L	TOE R	HEEL R		

****

ENDING:	DS L	STAMP R	&	STEP R	ROCK L	STEP(XIF) R
	&1	&	2	&	3	&

****

SEQUENCE:	A	B	INTERLUDE	C
	A	B	INTERLUDE	½C (TURN ½ ON THE ROCKING CHAIR)
	A	B	INTERLUDE	ENDING



CHOCOLATE CITY HUSTLE — TEXAS LINE

CHOREO: UNKNOWN

RECORD: WILD WILD WEST OR ANY GOOD RECORD

****

DANCE

STEP	STEP	STEP	KICK	(MOVING FORWARD)
R	L	R	L	
STEP	STEP	STEP	HEEL SKUFF	(MOVING BACK)
L	R	L	R	
STEP	STEP	STEP	HEEL SKUFF	(MOVING RIGHT)
R	L	R	L	
STEP	STEP	STEP	HEEL SKUFF	(ROLL 360 LEFT)
L	R	L	R	

STEP(FORWARD)	TOE TCH(XIB)	STEP(BACK)	TOE TCH(BESIDE)
R	L	L	R
STEP(SIDE)	TOE TCH(SIDE)	STEP(SIDE)	TOE TCH(SIDE)
R	L	L	R
TWIST(LEFT)	TWIST(RIGHT)	TWIST(LEFT)	TWIST(RIGHT)
LR	LR	LR	LR

HEEL	HEEL	TOE	TOE	HEEL	TOE	TOUCH(TURN ¼ LEFT)
R	R	R	R	R	R	R

CHUG
R

****

REPEAT DANCE UNTIL THE MUSIC ENDS.





God Blessed Texas — E-Z Imt Line

Little Texas "Big Fun" CASSETTE — (Slow Paced)

chores: Tandy Barrett - Stone MtGA

Intro 16

Part A

Side Step	DS	DS (X1B)	Step (1/4 turn L)	Step	Step	
	L	R	L	R	L	
	+1	+2	+	3	+ 4	

Step	Step (X1B)	Step	Step (X1B)	(moving Right)	
R	L	R	L		
+5	+6	+7	+7		

triple	DS	DS	DS	RS	DS	DS	RS	RS
fancy double	R				L			

repeat Part A - 3 more times.

Part B

Gallop	DS	Heel	Step	Heel	Step	Heel	Step (forward)
	L	R	L	R	L	R	L

triple	DS	DS	DS	RS	(Backing)
	R				

Avalanche	DS	RS (X1F)	DS (1/4 L)	Hop	RS (1/4 L)	DS	DS	RS
	L		R	R	LR	L	R	LR
	+1	+2	+3	+ 4	+5	+6	+7	+8

repeat Part B - face front

Part C

rocking chair: DS Kick (½L) DSRS (L) DS Kick (½L) DSRS (L)

Texas: Stomp (Slap R Leg) (L) (X1F) Stomp (Slap L Leg) (R) (X1F)

Stomp Basic Kick: Stomp (L) DS RS Kick

Part D

Clog-over: DS (L) DS (X1F) DS DS (X1B) DS DS DS RS (moving L)

repeat Clog-over - Right foot - moving Right

Break

Shuffles: SH SH (to L) ⟵ SH SH (to R) L – R ⟶ SH (L) SH (R) SH (L) SH (R)

Basics: DSRS (L) DSRS (R) DSRS (L) DSRS (R) (full turn L)

Sequence

Intro 16

D (Clog over)

ABCD

ABC

BC

BCD

Break

C

C D

God Blessed Texas — E-Z Imt Line

Little Texas "Big Fun" CASSETTE — (Slow Paced)

choreo: Tandy Barrett - Stone Mt GA

Intro 16

Part A

Side Step	DS	DS (X1B)	Step	(1/4 turn L)	Step		Step	
	L	R	L		R		L	
	+1	+2	+		3	+	4	

Step	Step (X1B)	Step	Step (X1B)		(moving Right)
R	L	R	L		
+5	+6	+7	+7		

triple	DS	DS	DS	RS	DS	DS	RS	RS
fancy double	R				L			

repeat Part A - 3 more times.

Part B

Gallop	DS	Heel	Step	Heel	Step	Heel	Step	(forward)
	L	R	L	R	L	R	L	

triple	DS	DS	DS	RS	(Backing)
	R				

Avalanche	DS	RS (X1F)	DS (1/4 L)	Hop	RS (1/4 L)	DS	DS	RS	
	L		R	R	LR	L	R	LR	
	+1	+2	+3	+ 4	+5	+6	+7	+8	

repeat Part B - face front

Part C

rocking chair — DS Kick (½L) DSRS DS Kick (½L) DSRS
L L

Texas — Stomp (Slap R Leg) (X1F) Stomp (Slap L Leg) (X1F)
L R

Stomp Basic Kick — Stomp DS RS Kick
L

Part D

Clog-over — DS DS(X1F) DS DS(X1B) DS DS DS RS (moving L)
L

repeat Clog-over - Right foot - moving Right

Break

Shuffles — SH SH (to L) SH SH(to R) SH(L) SH(R) SH(L) SH(R
← L - R →

Basics — DSRS DSRS DSRS DSRS (full turn L)
L R L R

Sequence

Intro 16
D (Clog over)
ABCD
ABC
BC
BCD
Break
C
C D

God Blessed Texas — E-Z Imt Line

Little Texas "Big Fun" CASSETTE — (Slow Paced)

chores: Tandy Barrett - Stone Mt GA

Intro 16

Part A

Side Step	DS	DS (X1B)	Step (1/4 turn L)	Step		Step
	L	R	L	R		L
	+1	+2	+	3	+	4

Step	Step (X1B)	Step	Step (X1B)		(moving Right)
R	L	R	L		
+5	+6	+7	+7		

triple	DS	DS	DS	RS	DS	DS	RS	RS
fancy double	R				L			

repeat Part A - 3 more times.

Part B

Gallop	DS	Heel	Step	Heel	Step	Heel	Step	(forward)
	L	R	L	R	L	R	L	

triple	DS	DS	DS	RS	(Backing)
	R				

Avalanche	DS	RS (X1F)	DS (1/4 L)	Hop	RS (1/4 L)	DS	DS	RS	
	L		R	R	LR	L	R	LR	
	+1	+2	+3	+ 4	+5	+6	+7	+8	

repeat Part B - face front

Part C

rocking chair: DS Kick (½L) DSRS DS Kick (½L) DSRS
(L) (L)

Texas: Stomp (Slap R Leg) (X1F) Stomp (Slap L Leg) (X1F)
(L) (R)

Stomp Basic Kick: Stomp DS RS Kick
(L)

Part D

Clog-over: DS DS(X1F) DS DS(X1B) DS DS DS RS (moving L)
(L)

repeat Clog-over - Right foot - moving Right

Break

Shuffles: SH SH (toL) SH SH(toR) SH(L) SH(R) SH(L) SH(R
(L) ← L – R →

Basics: DSRS DSRS DSRS DSRS (full turn L)
(L) R (L) R

Sequence

Intro 16
D (Clog over)
ABCD
ABC
BC
BCD
Break
C
C D

MY BLUE ANGEL

Recorded by: Aaron Tippin
Choreo by: Diane Wells



Easy Line
Wait 32 beats

Part A:



Moving lt
2 slurs (ds, slur, ds, slur, ds ds ds rs)
Triple in place 1 r 1 r 1 r 1 rl

Karate turn ½ rt. (ds, kick IB, ds, brush up)
r 1 l rt

Triple (ds ds ds rs)
r 1 r lr

Repeat all of above to end in front

****

Part B:

4 basics turn 360° lt (ds rs) altern ft.
1 rl

2 Charlstons (ds, tch IF, toe heel , rs)
l r r r lr

Repeat all of above

Fancy double (ds ds rs rs)
l r lr lr

****

Part C:

3 Rocking chairs (ds brush up, ds rs)
1 to front, ¼ l on each l rt r lr
to face back

Fancy double (ds ds rs rs)
l r lr lr

* Double turkey moving lt (heel flap, step, heel IF flap step together)
variation l l r l l r

Triple (ds ds ds rs)
l r l rl

*Repeat variation turkey to ft, opposite ft., then triple, opposite ft.

****

Part D:

Moving lt

Clogover vine (ds ds ds ds ds ds ds rs)
l r l r l r l rl

Repeat clogover moving rt, opposite ft.



4 Toe heel walkovers (ds toe heel XIF, toe heel XIB, toe heel OTS)
turn ¼ lt on each l rt lt rt

****

SEQUENCE: A,B,C,D,A,B,C, REPEAT TURKEY TO LT, THEN WAIT 8 BEATS. AFTER HE SAYS 'FEELS LIKE HELL', THEN DO TURKEY TO RT., 2 BASICS (ds rs) altern ft., step down on lt ft.
1 rl




EXPRESS
RAINBOW





SATURDAY

THERE'S A COACH



COMIN' IN

MAIN HALL

Madame Tandy's



Rooming House of Finest Repute

Refined and Sophisticated Ladies from the East!

Rest and Privacy Assured
Rooms
Weekly - Daily - Hourly
Baths 10¢ Shaves 5¢ Meals 75¢

4 Broad Street, Cheyenne

DANCE!



Intermediate Line Dance
Record: "Dance" by Twister Alley Cassingle Mercury 862-526-4 3:19
Choreo: Jeff Driggs 29A Lake Chaweva Cross Lanes, WV 25313 (304)776-5233
Tandy Barrett 6439 Memorial Drive Stone Mountain, GA 30083 (404)469-3849

LEFT FOOT LEAD
WAIT 16 BEATS

PART A

CLOG OVER BR.	DS DS(XIB) DS(TO L) BR SL (½TURN L)	DS RS RS RS (MOVING R)
PUSH OFF	L	R
QUARTER KS	DS K DS K DS K DS K	(FULL TURN L)
	L R L R	
REPEAT	PART A AS WRITTEN	

PART B

SCOOT N	DT SLIDE RS HEEL STEP DS DS DS RS	(DIAG. FORWARD TO LEFT)
SHOOT	L L RL R L R	
	& 1 &2& 3 & 4	
FLEA FLKR.	DT ST DT ST DSRS DSRS	(BACKING)
BASICS	L R L R	
REPEAT	PART B AS WRITTEN--EXCEPT MOVE DIAG. FORWARD RIGHT)	

PART C

ROCKING	DS KICK DSRS	
CHAIR	L	
JOEY SLIDE	DS STEP(OS) STEP(XIB) STEP(OS) STEP(OS) STEP(XIB) SL	(FORWARD)
	L	
Chug A Rk	DS PIVOT (½ L) DS SL	DS DS DS RS
Triple	L L	R
REPEAT	PART C AS WRITTEN	
ADD:	FANCY DOUBLE(DS DS RS RS) FULL TURN LEFT	

PART D

DANCE!	DSRS STEP *(KICK) STEP DSRS STEP **(KICK) STEP	*(L HAND UP)
	L R (L) L R L R R	**(R HAND UP)
BASKET BALL	STEP STEP(½ R) STEP STEP (½ R) DS DS RS RS	
FANCY DBLE.	L R L R L	
REPEAT	DANCE! AND BASKETBALL	
ADD SWISHES	DT J(OUT) J(TOG) J(OUT) J(TOG) J(OUT) J(TOG) SL	
	L (----------BOTH FEET----------) R	

BREAK 1

DANCE 1

BREAK 1

STOMP DBLS	ST	DS	DS	RS(1/2 L)	ST	DS	DS	RS(1/2 L)
	L				R			

REPEAT — BREAK I AS WRITTEN

BREAK 2

SWING IT	DOWN	LIFT	(ARMS TO LEFT)
	L -R	R TOE	
	DOWN	LIFT	(ARMS TO LEFT)
	L-R	L TOE	

STOMP BASIC	ST	DS	RS	KICK	(1/2 TURN L)
KICK	L				

REPEAT — BREAK 2 AS WRITTEN

BREAK 3

KICK BACK	DS	RS	KICK	KICK	DS	RS	KICK	KICK	(BACKING)
	L		R	R	R		L	L	

2 BASICS	DS	RS	DS	RS	(FULL TURN L)
	L		R		

4 STOMPS	ST	ST	ST	ST	(FORWARD)
	L	R	L	R	

END

HOP TURN	JUMP	HOP	(K)	JUMP	HOP(K)		(1/2 TURN L)
	L-R	L	(R)	L-R	R	(L)	

REPEAT — HOP TURNS AS WRITTEN

STEP HOP	STEP	HOP	STEP	HOP	(FORWARD)
	L		R		

TURN	L(XIF)	TURN 3/4 R &	JUMP
	&		1



SEQUENCE

INTRO 16
ABCD
ABCD
A
BREAK 1
BREAK 2
BREAK 3
CC
REPEAT SWISHES 2 EXTRA TIMES
END

TRIBAL DANCE

Choreo:JEFF PARROTT LEX,KY&TANDY BARRETT ST,MTN,GA INT-LINE
Record:Critique-Radikal#01624-15508-4
Intro:Wait 32(after drum intro)

PART A (DRUMS)

JOEY — DS BALL BALL(XIB) BALL BALL BALL(XIB) STEP
L

STOMP
DOUBLE — STOMP DS DS RS (turn1/2L)
R

REPEAT:Part-A-turn to front

PART B (TRIBAL DANCE)

TRIBAL — JUMP TO LEFT 1\4 JUMP TO RIGHT 1\4
&1 &2

JUMPS
(JUMP)-XRIF (JUMP)-OUT LIFT-L(TURN1\2L)
& 3 & 4

STOMP
FANCY — STOMP DS RS RS (M-FOWARD)
L

REPEAT:Part-B-3 more times-1\4 turn each time

PART C (RAP)

CL-OVER — DS DS(XIF) DS DS(XIB) DS DS RS RS(T-LEFT)
L

KICK N`
GO — HEEL HEEL RS DSRS *KICK RS DSRS(*TURN1\2L)
L R LR L R RL R
& 1 & 2 &3&4 & 5 & 6 &7&8

REPEAT:PART-C-AS WRITTEN FACING BACK(TURN TO F)

PART D (MOVE IT)

TRIPLE
FOWARD — DS DS DS RS-FULL TURN L MOVING-F
L

DS DS DS RS-MOVING-F-FACING FRONT
R

BENT IT — DS (TOUCH TOE IN BACK) STEP DSRS
L R R L
& 1 & 2

JOG
AROUND — DS BALL BALL BALL BALL 1\2 TURN LEFT
R L R L R





EXTRA----------INDIAN STYLE

BASICS DSRS DSRS
L R

HOLD 4 BEATS

SEQUENCE:
A-drums(extra
B-tribal jumps
C-rap
A-drums
D-move it
B-tribal jumps
INDIAL STYLE(4 BEATS)
C-rap
A
D-move it
B-tribal jumps
END--INDIAN POSE



COURTESY OF THE BUFFALO BILL HISTORICAL CENTER

Rip Off the Knob

By: The Bellman Bros.
Level: Intermediate (+)
Choreo: SCOTTY BILZ Another "Awesome Possum" Routine
Intro: 16 Beats

Part A

4 Basics	OS		RS		DS		RS		DS		RS		DS		RS
	L		RL		R		LR		L		RL		R		LR

(Turn 1/4 left, 1/2 right, 1/2 left, 3/4 right)

"That Heel Thing"	DS		HEEL		HEEL		TOE		TOE(XIB)		HEEL		HEEL		CHUG
	L		R		R		R		R		L		L		L

Double Basic chug COWBOY	DS		DS		RS		CHUG		DS		DS		DS		BR		SC		DS		RS		RS		RS
	L		R		LR		L		L		R		L		R		L		R		LR		LR		LR

"Scotty-Potty	DS		DT(XIF)		DT(OS)		HOP(IN)		HOP(APART)		HOP									
	L		R		R		R		L-R		L-R									

	HOP(TOGETHER)				CHUG		DS		RS	-REPEAT TO FACE FRONT										
	L-R				R		R		LR											

Part B

Stomp DBL RIP OFF A.M.	STOMP		DS		DS		RS				STOMP		DS		DS		RS			
	L		R		L		RL				R		L		R		LR			

Jump Back 2 BASKETBALL	RS		CLAP		RS		CLAP		STEP(1/2pivot)				STEP(1/2pivot)							
	LR				LR				L				R				L			R

2 Pump Touch	DS		CHUG		TCH(XIF)		TCH(OS)		DS		CHUG		TCH(XIF)				TCH(OS)			
	L		R		R				R		L		L						L	

Part C

Hop Turkey Step RIP OFF F.M.	HEEL		STEP		DS		RS		DS		DS		DS		RS	(TURN 360')				
	L		R		L		RL		R		L		R		LR					

Triple JOEY	DS		BALL(XIB)		BALL(OS)		BALL(OS)		BALL(XIB)		BALL(OS)		STEP							
	L		R		L		R		L		R		L							

Triple	DS		DS		DS		RS	(TURN 1/2)												
	R		L		R		LR													

-RIP RIP RS RS DS RS TRIPLE (360')
LR LR L RL
REPEAT JOEY TRIPLE TO FRONT



Sequence A B, A B C B, A B C B, C B
ENDING -The Rip Step of part C

"Crossroads" Cassette
Columbia CT46855

OH, HEART OF MINE

Anne Lanier
Electric Rhythm/First Coast Cloggers

Wait 8 beats after slow beginning. Start left foot.

PART	STEPS	DIRECTIONS	CUED AS
A			
	Stomp BR-Up DS RS L R R LR		Mod Rock
	DS DS DS RS L R L RL	Move forward	Triple
	Tch Tch DS RS R R R LR	Turn ½ left on tch,tch	Touch push
	DS DS DS RS DS RS L R L RL R LR	In place	Triple and Basic
	Repeat to face front, same footwork.		
CHORUS			
	DS DS RS(XIB) RS L R LR LR	Move forward	Fancy double run
	DS Br-Turn Stomp Br-Up L R R L	Turn ½ left	Karate
	DS DX DO S S S S1 DS DS RS RS RS L R R R L R R L R LR LR LR		Mod High Horse
	Repeat to face front, same footwork		
BREAK I			
	DS S1ur DS S1ur DS DS DS RS L R L R L R L RL	Move left	Double slur,trip
	DS S1ur DS S1ur DS DS DS RS R L R L R L R LR	Move right	Double slur,trip
	DS DS L R		Add two
BREAK II			
	Do BREAK I twice, turning ½ left on 1rst and 3rd triple. Don't Add two until last double slur,triple when facing front.		
ENDING			
	Pantomime by drawing a heart in the air and pointing to self. I stopped the routine at slow words because rest of music is confusing!		

SEQUENCE: A, Chorus, Break I, A, Chorus, Break II, Chorus, Chorus, Ending

TERMINOLOGY: DS=Double step RS=Rock step Tch=Touch XIB=Cross in back
Br=Brush S1=Slide

Problems? Call me at 904-744-3642



"MORE WHERE THAT CAME FROM" Level: INT.

RECORD: COLUMBIA 38-74954, Dolly Parton
CHOREO: Marge Callahan, Jacksonville, Florida
INTRO : Wait 16 beats, start with LEFT foot

* *

HEEL BEATS	TIMES	STEP
		(PART - A) "CHEROKEE"
8	(1)	L/DS R/DS L/STOMP(OTS-lt.) R/STOMP(OTS-rt.) L/ROCK(XIB)
		R/STEP(XIF) L/DSRS L/DR R/HEEL/FLAP L/STEP
8	(1)	"TWO BASICS" and a "TRIPLE"
16	(1)	Repeat above 16 beats, same footwork

* *

		(CHORUS) "I WANNA"
8	(1)	L/DSRS &1&2 R/DSRS &3&4 L/DBL & L R/BO/TCH TOE(S) 5 L R/BO/LEG OUT &
		L R/BO/TCH TOE(S) 6 L R/BO/LEG OUT & L&R/BO-lt. 7 L&R/BO-lt. & L&R/BO-lt. 8
4	(1)	& R/STOMP L/DS R/DSRS turn ½ rt. "STOMP DOUBLE"
4	(1)	L/DS R/DS L/STAMP(UP) R/H L/STAMP(UP) R/H "STANLEY STOMP"
16	(1)	Repeat above 16 beats, same footwork

* *

		(INTERLUDE)
8	(1)	"PUSH-OFF LEFT" -- "PUSH-OFF RIGHT"
16	(2)	"TRIPLE STOMP" forward -- "TRIPLE" back

* *

		(PART - B) "HEEL TOE VINE"
8	(1)	L/DS R/TH(XIF) R/STEP(XIF) L/DS R/TCH TOE(XIB) R/STEP(XIB)
		L/DS R/TH(XIF) R/STEP(XIF) L/DS R/TCH TOE(XIB) R/STEP(XIB)
8	(1)	"FANCY DOUBLE" in place "KARATE" turn ½ lt.
16	(1)	Repeat above 16 beats, same footowrk

* *

32	(1)	Repeat CHORUS
24	(1)	Repeat INTERLUDE
32	(1)	Repeat CHORUS

* *

HEEL BEATS	TIMES	STEP (PART - C) "4 BEAT VINE"
16	(2)	L DS(OTS) R DS(XIF) L DS(OTS) R DS(XIB) and an "OUTHOUSE" Move lt.-rt.- alt. footwork
4	(2)	L DS & R CHUG turn ¼ lt. on each
4	(2)	"BASICS" turn ¼ lt. on each
24	(1)	Repeat the above 24 beats, same footwork
		(ENDING) "STAMP UP"
4	(2)	L DS R STAMP(UP) L H alt. footwork
4	(2)	"BASICS"

SEQUENCE" A CHORUS INTERLUDE B CHORUS INTERLUDE CHORUS
C ENDING

ABBREVIATIONS: (OTS) = Out to side. (XIF) = Cross in front. (XIB) = Cross in back. (S)= Side. BO = Bounce. H = Heel. DBL = Double. DSRS = Double toe step rock step. DS = Double toe step. DR = Drag. TH = Touch heel. TCH = Touch. alt. = alternate. lt. = Left. rt. - Right.

Marge Callahan
7224 Kivler Drive
Jacksonville, Fl. 32210
1-904-771-7987

(Heel-toe-vine was "borrowed" from Robert Taylor)



STRAIGHT TALK
By: Dolly Parton
Hollywood Records
Cassette Single
4-64776

INTERMEDIATE
Monika & Eddie White
"Me & My Dad!"
Rt.1 Box 403-K
Pinnacle, NC 27043
(919) 368-4175

Wait: 8 beats

A
8 Toe Steps: Toe(turn ¼ lt.),S,Toe,S,Toe(turn ¼ lt.),S,Toe,S,
L L R R L L R R
& 1 & 2 & 3 & 4
Toe(turn ¼ lt.),S,Toe,S,Toe(turn ¼ lt.),S,Toe,S
L L R R L L R R
& 5 & 6 & 7 & 8

B
2 Monika's: D-back,Brush-up,TCHX,TCH-out,D-back,Brush-up,DS,RS,
L L L L L L L RL
&1 &2 &3 &4 &5 &6 &7 &8
D-back,Brush-up,TCHX,TCH-out,D-back,Brush-up,DS,RS
L L L L L L L RL
&1 &2 &3 &4 &5 &6 &7 &8
4 Heels Steps(forward): Heel,S,Heel,S,Heel,S,Heel,S
L L R R L L R R
& 1 & 2 & 3 & 4
4 Toe Steps(backing up): Toe,S,Toe,S,Toe,S,Toe,S
L L R R L L R R
& 5 & 6 & 7 & 8
2 Double-back Brush-ups: D-back,Brush-up,DS,RS,D-back,Brush-up,DS,RS
L L L RL R R R LR
&1 &2 &3 &4 &5 &6 &7 &8

½B
2 Monika's
4 Heel Steps(forward)
4 Toe Steps(backing up)

C
Eddie Too: DS,DX-roll,(pause),Roll,Roll,up
L R L R R
&1 &2 & 3 & 4
Triple Basic: DS,DS,DS,RS (turn 3/4 rt.)
R L R LR
&5 &6 &7 &8
(Repeat all 3 more times)

Bridge I
Fancy Double: DS,DS,RS,RS
L R LR LR
&1 &2 &3 &4

Bridge II
2 Double Steps: DS,DS
L R
&1 &2



(STRAIGHT TALK CONTINUED)

Ending
2 Cross Turns: X,Turn(½ 1t.),X,Turn(½ 1t.)
R BOTH R BOTH
&1 &2 &3 &4
Hands: Up-2-3-4,Down-5-6
Cross Turn: X,Turn(3/4 1t)
R BOTH
7 8 9
Pose: Look forward, arms crossed over chest
10

SEQUENCE: A,B,C,B,C,B,C,BRIDGE I,A,C,½B,BRIDGE I,
BRIDGE II,C,BRIDGE I,ENDING



Trim Yourself To Fit The World — Intermediate +
Music By - Aaron Tippin
Choreo By - Chip Woodall

Sequence A A B C A A B D E E C ENDING

Part A:
Drag Across

DS DRAG STEP (XIF) DS LOOP STEP (XIB) DS RS DS (1/2 R) BR SL
L L R L L R L RL R L R

Boogie Basics

DS R (XIB) STEP DS R (XIB) STEP
L R L R L R

Kick Touch

DBL STEP-KICK TCH (XIF) KICK TCH (XIB) HH CHUG
L L R R R R RL L

Part B:
M.J. Spin

DS DS (XIB) R STEP (OTS)-SPIN 1/2 LEFT STEP RS DS DS RS
L R L R L RL R L RL

Rhythm Brush

DS BR UP STEP (XIF) STEP BR UP STEP STEP DS RS DS RS
R L L L R R R L RL R LR

Repeat M.J. Spin + add DS DRAG STEP ON THE END
R R L

Repeat Rhythm Brush + add DS DRAG STEP ON THE END
L L R

Part C:
Triple Vine to the left - Fancy Dbl on the right.
Triple Vine to the right- Fancy Dbl on the left.

Part D:
Two Basics (left then right) - DS DS DS BALL SL
L R L R R

Part E:
Canadian Stamp

DBL DN-CHUG STAMP DS STAMP STEP STOMP DS DS RS
L L R R R L L R L R LR

Ending:
Part B + (2) Basics
(1) Canadian Stamp



OZARK MOUNTAIN DREAM — INTERMEDIATE LINE

TAPE: COUNTRY TIME by THE STEFFIN SISTERS, WINDWARD RECORDS WR 103

CHOREO: RONNIE DOGGETT, 7721 ADOBE RIDGE ROAD SOUTH, MOBILE AL.

WAIT: 16 BEATS — BEGIN LEFT FOOT

****

PART A — "J. P. DRAG", "PUSH & BRUSH", "TRIPLE TURN"

J. P. DRAG

DSRS	DRAG	STEP(XIF)	TWIST(HEELS APART)
L RL	L	R	LR
&1&2	&	3	&

TWIST(L-XIB)	TOE	SLIDE	DSRS	&	KICK
LR	L	L	R LR		L
4	&	5	&6&7	&	8

PUSH & BRUSH

DS	RS	RS	BRUSH	SLIDE	(MOVE LEFT)
L	RL	RL	R	L	

TRIPLE TURN

DS	DS	DS	RS	(TURN ½ RIGHT)
R	L	R	LR	

REPEAT — ****REPEAT ALL OF THE ABOVE AGAIN AS WRITTEN****

****

PART B — "MODIFIED SAM", "TRIPLE" , "FANCY DOUBLE TURN"

SAM.

DS	DS(XIF)	DRAG	STEP(XIB)	DRAG	STEP(XIB)
L	R	R	L	L	R
&1	&2	&	3	&	4

ROCK	STEP	D(UP)	DS	D(UP)
L	R	L	L	R
&	5	&6	&7	&8

TRIPLE

DS	DS	DS	RS	(IN PLACE)
R	L	R	LR	

FANCY DOUBLE

DS	DS	RS	RS	(TURN ½ LEFT)
L	R	LR	LR	

REPEAT — ****REPEAT ALL OF THE ABOVE AS WRITTEN**********



OZARK MOUNTAIN DREAM

****

BRIDGE I "TOE HEEL TURNS"

"6" TOE HEEL TOE HEEL TOE HEEL TOE HEEL
L L R R L L R R

TOE HEEL TOE HEEL (TURN LEFT FULL AROUND)
L L R R

****

PART C "ROOSTER RUN", "PUSHOFF", "FANCY DOUBLE", "ERIC"

"RUN" DS DS(XIF) ROCK STEP(XIB) ROCK STEP(XIF)
L R L R L R
(MOVING LEFT)

PUSHOFF DS RS RS RS (MOVE LEFT)
L RL RL RL

HARD STEP BRUSH(BACK) SLIDE BRUSH(UP) SLIDE DSRS
R L R L R LR

FANCY DOUBLE DS DS RS RS
L R LR LR

ERIC DS(XIB) ROCK STEP(XIB) ROCK STEP(XIB) ROCK
L R L R L R
&1 & 2 & 3 &

STEP(XIB) HEEL(XIF) FLAP STEP TOE(XIF) HEEL
L R R L R R
4 & a 5 & a

STEP STEP STEP ROCK STEP
L R L R L
6 & 7 & 8

BRUSHES & ROCK BRUSH(XIF) SLIDE BRUSH(X) SLIDE ROCK STEP
R L R L R L

TOE(XIB) SLIDE DSRS DSRS
R R L RL R LR



OZARK MOUNTAIN DREAM

****

BRIDGE II DS'S FORWARD & STEPS BACK

DS'S	DS L	DS R	DS L	DS R	(MOVING FORWARD)
STEPS BACK	& STEP L	& STEP R	& STEP L	& STEP R	(BACKING UP)

****

SEQUENCE: A--B--BRIDGE I--C

B--BRIDGE II--BRIDGE I

A--B--B



PAPA WAS A ROLLIN' STONE — INTERMEDIATE LINE DANCE

Cassette Single: "Killer/Papa Was A Rollin' Stone" by George Michael, Hollywood Records HR-64626-4; time: 4:30
Choreography: Chip Futrell, P.O. Box 37221, Raleigh, NC 27627 (919)859-1487
Introduction: Wait 8 beats. Start with the left foot.

PART A - 32 BEATS

# TIMES	STEP	DIRECTIONS
1	DS DT SL BA BA BA SL L R L R L R R &1 & 2 & 3 & 4	"Three-step Chug" Move forward.
1	DS DT SL ST DR SL L R L R R R &1 & 2 3 & 4	Turn 1/4 right on 3.

*REPEAT THIS SEQUENCE THREE MORE TIMES.

PART B1 - 64 BEATS

4	DS	Move left.
1	DS DS RS RS L R LR LR &1 &2 &3 &4	"Fancy Double" Move left.
1	DT SL DR SL DS BO HL-L L R R R L L BA-R & 1 & 2 &3 & 4	"Split"
1	ST DS DS RS L R L RL 1 &2 &3 &4	"Stomp Double" Turn 1/2 1/2 left.
1	DS BR SL DS RS R L R L RL &1 & 2 &3 &4	"Rockin' Chair"
1	(xif) (unx)(xif) DT BA BA BA BA BA BA SL R R L R L R L L & 1 & 2 & 3 & 4	"Mountain Goat" Move forward.
1	DS DS DS RS R L R LR &1 &2 &3 &4	"Triple Basic" Back up.
2	DS RS L RL &1 &2	"Single Basics" Back up.

*REPEAT THIS SEQUENCE ONCE MORE.

PART B2 - 32 BEATS

4	DS	Move left.
1	"Fancy Double"	Move left.

# TIMES	STEP	DIRECTIONS
1	"Split"	
1	"Stomp Double"	Turn 360° left.
1	"Rockin' Chair"	
1	"Mountain Goat"	Move foward.
2	"Triple Basics"	Back up.

PART C - 64 BEATS

2	DS DS DS BR SL L R L R L &1 &2 &3 & 4	"Triple Brushes" Move forward.
2	DS RS L RL &1 &2	"Single Basics" Move forward.
1	DS DS HL ST L R L R &1 &2 3 4	"Heel Turn" Turn 1/4 left on 3.

*REPEAT THIS SEQUENCE THREE MORE TIMES.

INTERLUDE - 8 BEATS

8	ST	Cross in front on 2 & 6; uncross on 4 & 8.

PART D - 32 BEATS

1	DS DS HL ST HL ST TE ST TE ST HL ST HL ST L R L L R R L L R R L L R R &1 &2 & 3 & 4 & 5 & 6 & 7 & 8	"Walkin' Step" Move forward.
2	(xif) (unx) (xib) (unx) ST DS ST DS ST BA SL DS PA ST ST SL L R L R L R R L L&R R L L 1 &2 & 3& 4 & 5 &6 & 7 & 8	"Killer"
2	"Triple Basics"	Back up.

SEQUENCE

A, B1, A, B2, C, A, INTERLUDE, B1, D, D, B1

ABBREVIATIONS

DS: double step, RS: rock step, BR: brush, SL: slide, DT: double toe, TE: toe, RL: roll, BA: ball, HL: heel, PA: pause, BO: bounce, RP: replace, (xif): cross in front, (unx): uncross, (ib): in back, (xLif): cross the left foot in front





CRAZY HEART

Choreo:JEFF PARROTT LEX,KY&TANDY BARRETT ST MTN,GA LOW INT-LINE
Record:Cassette-C480473-Castus Bros,Av on 45RPM Time-2:05
Intro: 32 Beats

PART A

```
TRIPLE    DS DS DS RS
          L

FLAIR     DT(TURN R) RS DT(TURN R) RS(M-RIGHT)
          R             R

PUSHOFF   DS RS RS RS (TO RIGHT)
          R

JUMP      DS DS (1\2 TURN L) RS JUMP(BACK)
BACK      L   R              LR  LR
```

REPEAT:PART-A-AS WRITTEN

PART B

```
H-HORSE   DS BR(XIF) BR(OS) BALL BALL(XIF) BALL(XIB)
          L

          SL (1\2 TURN L) DS DS RS
           R
```

REPEAT:PART-B-AS WRITTEN

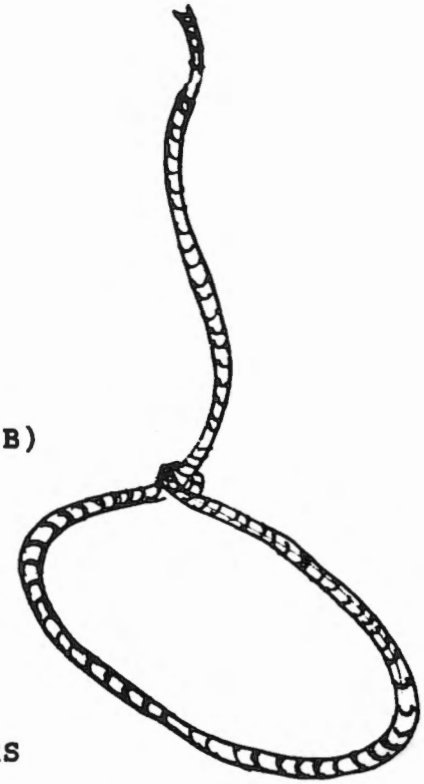

PART C

```
STOMP     STOMP DS DS RS STOMP DS DS RS DS DS DS RS
DBLS       L               R             L
TRIPLE

BREAK      DS(XIF)(TAP TOE IN BACK) STEP (TCH HEEL F)
            R            L           L      R
OVER
           HEEL(BOUNCE) HEEL(BOUNCE) SL
            L     R      L     R      R
```

PART D

```
S-PULL     DS(XIF) SLUR KICK DS(XIF) SLUR KICK
            L            R   R             L

MOV-F      DS(XIF) SLUR KICK DS(XIF) SLUR KICK
            L            R   R             L

KARATE     DS TURN(1\2 LEFT) STEP SL DS DS RS RS
FY-DBL      L                      L
```

REPEAT:PART-D-M-FOWARD(TURN TO FRONT)

EXTRA 1

BASICS	DSRS	DSRS
	L	R

EXTRA 2

TRIPLE-H	DS	DS	DS	HOP	DS	DS	DS	RS
TRIPLE-B	L				R			

SEQUENCE

INTRO:32
A-B-C EXTRA 1
A-B-C-D
  B-C-C
ADD 2 EXTRA TRIPLE -BREAKOVERS
  EXTRA 1
  B EXTRA 2





HALL A



WANTED



LADY IN RED

WANTED



FANCY PANTS

WANTED



PISTOL PACKIN' MAMA

WANTED



LAUGHIN' LADY LEMOINE

PEACE AND LOVE INC.

ARTIST: INFORMATION SOCIETY
CHOREO: JAMIE CONN, CLOGGING CONNECTION
INTRO : WAIT ___ BEATS START LEFT FOOT

TIMES	STEPS	DIRECTIONS
	PART A	
(2)	DS DS DR STEP DR STEP RS DS SL DS SL L R R L L R LR L L R R	"SAMANTHA"
	DS BR(ACROSS) BR(OUT) RS T/S DSDSRS L R R RL R L R LR	"BRUSHES"
	DS BRUSH HOP PULL HOP TOE HOP BRUSH HOP L R L R L R L R L	
	PULL/DOWN TOE HOP R L R	
	DS H/TCH S H/TCH S H/TCH TOE S S S L R R L L R R R L R	"REPLACES"
	HOP/DBL HOP/DBL STEP DBL/HOP DS L R L R L R L	"DBL. DOUBLES"
	DBL/HOP DS DBL/HOP R L R L R	
	PART B	
(1)	DS SLIDE RS SLIDE RS DS DBL/BACK L L RL L RL R L	
	STEP KICK DS DS DS BR(UP) DS RS RS T/S L R R L R L L RL RL R	
	DBL/TWIST DBL/TWIST DBL/TWIST TWIST UP L R R B L B B L	"TWISTS"
	PART C	
(1)	DS BR(ACROSS) BR(OUT) BOUNCE DOWN SPIN L R R B B L	
	DOWN BOUNCE BOUNCE UP B B B L	
	DS DOUBLE HOP TOE HOP DOUBLE HOP HEEL STEP L R L R R L R L L	
	DOUBLE BALL HEEL UP DS DOUBLE HOP STEP R B B L L R L R	



REPEAT PART A

REPEAT PART B OMIT THE TWIST

REPEAT PART B
REPEAT PART C

SEQUENCE IS AS WRITTEN

ABBRIEVIATIONS:
DBL: DOUBLE
DS : DOUBLE STEP
RS : ROCK STEP
DR : DRAG
TS : TOE SLIDE
BR : BRUSH
TCH: TOUCH
H : HEEL
S : STEP

JAMIE CONN
12808 GREYSTONE PL.
RIVERVIEW, FL.33569
(813) 677-0172



ADVANCED STEPS

BY: CHIP WOODALL
(706) 863 - 7648

1. HEEL HEEL-STEP BALL HEEL-STEP BALL-SLIDE DBLE-STEP TOE-BALL HEEL-STEP
   R L L R L L R R L L R R L L

   TOE-BALL HEEL-STEP HEEL TOE-BALL ROCK STEP
   R R L L R L L R L

2. DBLE DBLE-UP TCH DBLE DBLE-UP STEP DBLE-BNCE SLIDE/STEP HOP
   L R R R R L L L R R FR R L FR L

   DBLE-BK HEEL-UP STEP
   R R R R R

3. DBLE-STEP HEEL-BALL HEEL-STEP HOP DBLE-OUT WIND WIND BALL TOE-UP
   L L R R L L L R R R R R L L

   DBLE-HEEL CHUG STEP HEEL UP STEP
   R L L L R R R

4. DBLE-STEP HEEL-CROSS HEEL-OUT CROSS KICK STEP TOE HOP-TOE STEP TOE-KICK
   L L R R L FR R R L R L L R R

   BNCE DBLE-BNCE DBLE HOP TOE-UP
   R FR R R BK L R L L

5. RUN RUN HOP DBLE-UP HOP HEEL-UP HEEL-HEEL TOE-BALL BRUSH-BALL HEEL-STEP
   L R L R R L R R R R L XIB R R L L

   STAMP DBLE-BNCE HOP TOE-BALL TOE-UP
   R L L BK R L L R R

6. DBLE-STEP BALL TOE-DBLE-BNCE DBLE BALL BALL STEP BALL DBLE-UP TOE-UP
   L L R L R R FR R R L L R R R R R

   BALL TOE DBLE HEEL-CHUG
   R L R L L





TAKE IT BACK

RECORD: Take It Back, Reba McIntire, MCAS7 - 54544

CHOREO: Diana Allen and Tish Ruesskamp, Starke Country Cloggers

INTRO: Wait 8 Beats, Facing Back

****

"INTRO"

STEP L 1 & 2 — STEP(XIB) R &3 — Pivot 180° TO FACE FRONT, SLAP THIGHS, SHIMMY Both &4 — (end with weight on right) 5 — &6, &7, & 8

****

"A"

DTS L — KICK R — STEP R — ROCK L — STEP R — KICK L — ROCK L — STEP R — DTS L — DTS R

DTS L — KICK R (Turn 1/2 L) — ROCK R — STEP L — KICK R — "Karate Rock"

ROCK R — HEEL(Turn 1/2 R) L — STEP R — DTS L — DTS R (Turn 1/2 R on 2 DTS)

(You are facing the back of the room)

REPEAT ABOVE SEQUENCE TO FACE FRONT

****

"CHORUS"

DTS L — DTS R — DTS L — RS RL — DTS R — DTS L — DTS R — RS LR — "2 Triples"

STEP L — STEP R — (Pause & Clap) Repeat 3 more times backing up.

****

"B"

DTS L — DT(A) R — DT (O) R — RS (Turn 1/4 R) RL — TCH(T) R — STEP R — DTS L — DTSRS R

DTS L — HEELS OUT Both — HEELS IN Both — SL L — DTS R — HEELS OUT Both — HEELS IN Both — SL R

"Potholes"

DTS L — DTS R — RS LR — RS LR — "Fancy (Turn 1/4 R)

REPEAT TO FACE FRONT

****

REPEAT CHORUS

****



TAKE IT BACK (cont'd)

****

"INTERLUDE"

DTS DTS(XIF) DTS SLUR STEP DTS DTS(XIF) DTS SLUR STEP "Moving L"
L R L R R L R L R R

DTS H H RS BR(UP) TCH(F) TCH(O) DT(B) DTS "S & A Step"
L R L RL R R R R R

DTS BR(UP) DTS BR(UP) DTS DTS RS RS "Fontanas & Fancy Double"
L R R L L R LR LR (Turn 1/2 L on Fancy Dbl)

REPEAT TO FACE FRONT

****

"C"

DTS TCH(S) TCH(O) TCH(S) (Turning 1/2 l) DTS DTS DTSRS
L R R R R L R

DTS TCH(S) TCH(O) TCH(S) (Turning 1/2 L) STEP STEP STEP STEP (Pause) H
L R L R R L R L R
Keep weight on right and left feet on 2nd and 3rd Steps, pick up right heel and then put down taking weight off left foot.

****

REPEAT "A"

********** "CHORUS"

****

"INTERLUDE"

********** "CHORUS"

****

"REPEAT "C"

****

REPEAT "B"

********** "CHORUS"

********** ENDING - 2 DTS BR(UP) DTSRS (Turn 1/4 on each to face back))
L R R
REPEAT INTRO AND ADD STAMP ON L FOOT

****

DANCE AS WRITTEN

Diana Allen
3880 SR 16 W
Green Cove Springs, Fl 32043
(904)529-9592 (h)
(904)269-3240 (w)

Tish Ruesskamp
3900 SR 16 W
Green Cove Springs, Fl 32043
(904)529-9225 (h)



PRAY FOR RAIN — ADVANCED LINE

BY: NEAL MCCOY
CHOREO: SCOTTY BILZ ANOTHER "AWESOME POSSUM" ROUTINE
INTRO: 16 BEATS

PART A

Wee Wah Wah

DBL DBL(B) BR SL STEP TB HS BR SL STEP BR SL STEP BR SL
L R R L R LL RR L R L R L R L R

STEP TB HS HS CLAP STEP RS CLAP STEP RS DS HEEL(OS) CLICK
L RR LL RR L RR R LR L R L-R

STEP STEP DBL (SPLIT) BALL HEEL STEP STEP (Turn 3/4 Right
L R R R L L L on 2 Clap Basics)

Do 3 times through, then add: CLAP STEP RS CLAP STEP RS
L RL R LR

CLAP STEP RS HEEL STEP TCH TOE(XIB) SLIDE (B) HOP(together)
L RL R R L R L-R

PART B

DS HEEL HEEL STEP ROCK HEEL STEP STEP TCH HOP STEP TB TB
L R L L R L L R L R L RR LL

HOP(apart) HOP(XIF) HOP-KICK(OS) HOP(together) HEEL HEEL STEP
L-R L R L R L-R R L L

ROCK KICK STEP KICK HOP(XIF) KICK(OS) HOP(XIF) DBL DBL STEP
R L L R L R L R L L R R

STEP STEP DBL DBL STEP CHUG
R L R R R L

PART C

DBL DBL HOP TCH TCH HOP DBL HOP TCH TCH HOP DBL
L R L R R R L R L L L R

HOP TCH TCH STEP RS
L R R R LR

PART D



DS DS(XIB) STEP STEP STEP(XIB) RS RS ROCK HEEL RS
L R L R L RL RL R L RL

*DBL HOP(XIF) STEP DBL DBL STEP CHUG HOP DBL SL HOP
R R L R R R L L R L R

DBL SL HOP DBL DBL STEP SL *(turn 1/2 to back)
L R L R L R L

Repeat to face front

SEQUENCE ORDER
A B C A B C D B C D D END

Cassette Single: "I'm Gonna Get You" by Bizarre, Inc.(Top 40 Edit), Vinyl Solution/Columbia Records 38T 74814
Choreography: Chip Futrell, P.O. Box 37221, Raleigh, NC 27627 (919)859-1487
Introduction: Wait 16 beats. Start with the left foot.

PART A1 - 16 BEATS

# TIMES	STEP	DIRECTIONS
1	(xif) (unx) (xif) DT BA DT BA BA DT BA BA DT BA BA L L R R L R R L R R L &a 1 e& a 2 e& a 3 e& a 4	"Double Cross"
1	DS RS BO ST SL SL R LR R L L L &1 &2 & 3 & 4	"Basic and Slide" Move forward on 3 & 4.

*REPEAT THIS SEQUENCE ONCE MORE.

PART B - 64 BEATS

1	DT SL DR SL DT BA BO BO L R R R L L&R L&R L&R & 1 & 2 & 3 & 4	"Cross & Turn" Turn 1/4 right on 1. Turn feet in on &; out on 4.
3	(xif) (xif) (unx) DT BA DT BA TE BO DT BA TE HL-L L L R R L R L L R BA-R & 1 & 2 e & 3e & a 4	"Syncopated Traveller"

*REPEAT THIS SEQUENCE THREE MORE TIMES.

PART C - 64 BEATS

1	DS DS DS BA SL L R L R R &1 &2 &3 & 4	"Three-Step Turn" Move left on 1,2,3. Turn 3/4 right on 4.
1	DT BA TH RP TH RP TH RP BA ST L L R L&R L L&R R L&R L R & 1 & a 2 e& 3 e & 4	"Replace"
1	DS DS DS RS L R L R &1 &2 &3 &4	"Triple Basic" Turn 1/4 left.
1	DT BA TE PA BO TE PA BA HL BA BA ST R R L L&R R L L&R L R R L R & 1 e & a 2 e & 3 e & 4	"Syncopated Touch"

*REPEAT THIS SEQUENCE ONCE MORE.

BREAK 1 - 16 BEATS

1	DT BA DT BO TH BO BA-R BA ST L L R L R L HL-L L R & 1 & a 2 & 3 & 4	"Pull Back" Turn 1/4 right on 2.



# TIMES	STEP	DIRECTIONS
2	DT BO BO SL L L&R L&R L & 1 & 2	"Double Bounce" Turn 1/4 left.

*REPEAT THIS SEQUENCE ONCE MORE.

BREAK 2 - 16 BEATS

2	BO HL-R BO HL-L BO HL-R BO HL-L L&R BA-L L&R BA-R L&R BA-L L&R BA-R & 1 & 2 & 3 & 4	"Bounce"
4	DR ST L L & 1	"Runs"
1	BA (xLif) BA PA PA L&R L&R L&R L&R 1 2 3 4	"Jump & Turn" Turn 360° right on 3, clap on 4.

PART A2 - 32 BEATS

1	"Double Cross"
1	"Basic and Slide" Move forward on 3 & 4.

*REPEAT THIS SEQUENCE THREE MORE TIMES.

SEQUENCE

A1, B, C, BREAK 1, BREAK 2, B, C, BREAK 2, A2, B, A2, A1

ABBREVIATIONS

DS: double step, RS: rock step, BR: brush, SL: slide, DT: double toe, TE: toe, RL: roll, BA: ball, HL: heel, PA: pause, BO: bounce, RP: replace, (xif): cross in front, (unx): uncross, (ib): in back, (xLif): cross the left foot in front

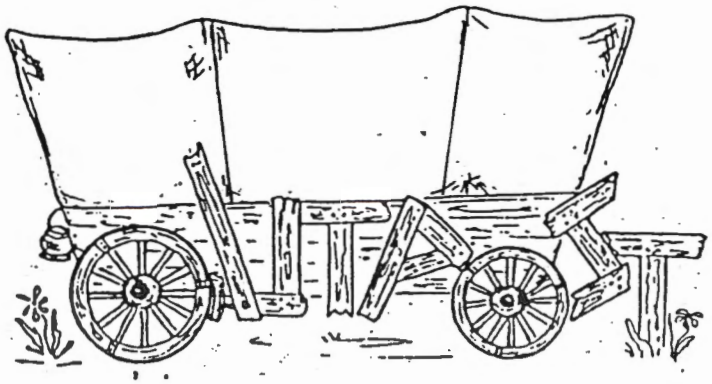



INTER+LINE

Choreo:JEFF PARROTT, USA & TODD COKER,VALDOSTA,GA(606)873-5231
RECORD:THE MOVEMENT,CD ARISTA REC. # 07822-18621-2
WAIT:80 BEATS YES,LONG INTRO

JUMP	DS DT-JUMP HOP HOP HOP DS(T1/4L) DS DSRS
TRIPLE	L R LR LR L R L R
	REPEAT:3 MORE TIMES MAKE A SQUARE
PIVOTS-T H-HORSE	DS DS PV-T PV-T DS DS DS BR(XIF) SL BR(OTS) L R L R L R L R L R L R
	SL BALL BALL S(XIB)(T1/2R) SL DS DSRS L R L R R L R REPEAT: TO FACE FRONT
BREAK	STOMP DS DSRS DS DS DSRS(T1/2L) L R L R L R REPEAT:TO FACE FRONT
FY-DBL TRIPLE	DS DS RS RS SL SL RS DS KICK DS DS DSRS(T1\2R L R LR LR R R LR L R R L R
SWISH'S	DT-OUT R(XIF) OUT R(XIB) OUT TOGETHER UP L R LR R LR LR L
	REPEAT: TO FACE FRONT
JAMMIN (32COUNTS)	Left arm up Right arm up Clp-hands Clp-hands & 1 & 2 & 3 & 4 STEP-2-3-4(T1\4L) REPEAT:3 M-TIMES F-FRONT R &5&6&7&8
HEEL-RS	HEEL-R(XIB)STEP HEEL-R(XIB)STEP J-HEELS(T3\4R) L L R L R L LR
	STEP DS DS LR L R REPEAT:3 M-TIMES(BOX)++2 FRONT&BACK& 4 STOMPS
2 KY'S	DS DRAG S(XIF) DS DRAG S(XIF)DS DS RSRS(T3\4L) L L R L L R L R LRLR
	REPEAT:3 M-TIMES (BOX)

SEQUENCE: A-B-BREAK-C-D-JAMMIN-BREAK-D-A-B-C

TALKING TO HANK

Intermediate Plus
Line Dance

Music: Talking To Hank, Mark Chestnutt MCA Records
Choreo: Laura & Derald Grice, Western Tradition Cloggers
Wait: 16 beats-Start on left foot

PART	STEP	DIRECTIONS
A	DTS DT(xif) DT(ots) ST DTS DT(xif) DT(ots) ST L R R R L R R R	Palmetto Shuffle
	DTS DTS DTSRS DTS DTS RS KICK KICK KICK L R L RL R L LR R R R	TripleBasic DBL Basic Kick
	Repeat on opposite foot, Add 2 Basics	
B	DTS BR-UP TCH(xif) TCH(xif) DTS(ots) ST HOP(xif) KICK L R R R R R L R	Shotgun
	DTS DTS DTS BR-UP(xif) DTS RS RS RS DTS DTS R L R L L RL RL RL R L	COWBOY ADD 2 DTS
	Repeat on opposite foot	
C	DTS HEEL ST DTS HEEL ST DTS HEEL ST DTSRS L R R L R R L R R L RL	Ol' Hank Step
	DT(b) ST KICK KICK DT(b) ST KICK KICK R R L L L L R R	Polly Wolly ½Rt. ½ Lt.
	Repeat on opposit foot and turn Polly Lt then Rt	
Bridge	DTS DTS DTS DTS DTS DTS DTSRS L R L R L R L RL	CLOG over vine
	DTS BA(xib) BA(ots) BA(ots) BA(xib) BA(ots) ST L R L R L R L	Joey
	DTS DTS DTSRS R L R LR	Triple Basic
	Repeat on opposite foot	
	REPEAT PART A - Leave off 2 basics	
	REPEAT PART B	
	REPEAT PART C	
	REPEAT BRIDGE	
	REPEAT PART C	
ENDING	DTS HEEL ST DTS HEEL ST L R R L R R	½ Ol' Hank Step
	DT RS DT RS ST L LR L LR L	Syncipated step

DERALD GRICE - 407-984-4077





H

A

L

L

B





WANTED



SHIFTY EYES WHITE

WANTED



SNAKE HIPS FUTRELL

WANTED



BLACK BART BERTAUX

SHE DON'T KNOW SHE'S BEAUTIFUL

by: Sammy Kershaw

Choreo: Donna Robbins
Jacksonville, FL (904) 737-8514

Int. Line

Wait 16 beats

A) Br(back) Br(fwd) Tch(x) Tch(x) Tch(ots) Tch(x) DS RS
L L L L L L RL

Repeat opposite footwork

B) DS Br(xif) T H Tch H DS DS(xib) DS RS **Lucy Brushover**
L R R L R L R L RL

Dbl-up Dbl-down Dbl-up Dbl-down **Flea Flickers**
R R L L

DS DS RS(xif) RS **Fancy Fancy Dbl**
R L RL RL

Repeat opposite footwork

C) S(xif) RS(ots) S(xif) RS(ots) **"Dance"**
L RL R LR

R hand behind head

S(xif) RS(ots) Br-up RS (turn 1/4 right on Br-up)
L RL R RL

Alter hands "Pose"

Repeat two times
DS DS DS RS **Triple**
R L R LR

BRIDGE) DS DS DS Kick RS DS RS Kick
L R L R RL R LR L

Dbl-up Dbl-down Dbl-up Dbl-down **Flea Flickers**
L L R R

S Kick S Kick S Kick S Kick **Karate Kicks**
L R R L L R R L Turn 1/2 left

Repeat to face front-omit flea flickers

SEQUENCE: ABC ABC BRIDGE ABCC C(Facing forward, omit triple)





STANDING ON THE EDGE
By: Clinton Gregory
Cassette Single
SOR 461

INTERMEDIATE LINE
Choreo: Eddie White
Rt,1 Box 403-K
Pinnacle, NC 27043
(919) 368-4175

Wait 8 beats
start on right foot

INTRO
1-Flea Flurry-D-up,D-down,D-up,D-down,D-up,D-down,Shuffle,Shuffle,D-heel,Heel,Lift
R R L L T R BOTH BOTH L R L L

A
2-Round House-Double out,RS,Double out,RS (moving left)
L LR L LR
1-Triple Basic-DS,DS,DS,RS
L R L RL
(Repeat on opposite foot)
2-Bumper Steps:DS(cross over right),Drag Around,DS(cross over left),Drag Around
L R R L
1-Fancy Chain-DS,RS,RS,Toe-slide (turn ½ left)
L RL RL R R
(Repeat from back)

B
2-Lucy C-DS,Brush across,Toe,S,Toe,Lift (Repeat)
L R R R L L
1-Stamp-DS,Stamp,stamp,Toe,Slide (Turn right ½)
L R R R L
1-Fancy Double-DS,DS,RS,RS
L R LR LR
(Repeat)(except fancy double)

C
1-Flea Flurry-D-up,D-down,D-up,D-down,D-up,D-down,D-Heel,Heel,Lift
L L R R L L L R L R
(Repeat on opposite foot)



Bridge
1-DS-Kick,RS,Kick,RS,Kick,DS,RS (forward)
L R RL R RL R R LR
1-Triple Basic-DS,DS,DS,RS (Back)
L R L RL
1-Triple Basic-DS,DS,DS,RS (turn right to face back)
R L R LR
(Repeat from back)

Ending
Double,bend,kick
L R L

SEQUENCE: INTRO,A,B,C,A,B(with fancy double),BRIDGE,A,B,C,ENDING

BABY ON BOARD INTERMEDIATE LINE

RECORD: BABY ON BOARD by THE OAK RIDGE BOYS, RCA 62099-7

CHOREO: RONNIE DOGGETT, MOBILE, AL

INTRO: WAIT 32 BEATS BEGIN LEFT FOOT

****

PART A "HEEL ROCK STEPS"

HEEL ROCKS	&	HEEL(TCH) L	RS LR	&	HEEL(TCH) L	RS LR	&	HEEL(TCH) L	RS LR		
	&	1	&2	&	3	&4	&	5	&6		
	DSRS L RL &7&8			(MOVING LEFT)							
	&	HEEL(TCH) R	RS RL	&	HEEL(TCH) R	RS RL	(MOVING RIGHT)				
	&	1	&2	&	3	&4					
	DS R &5	DS L &6	DSRS R LR &7&8	(TURN ½ RIGHT)							

REPEAT -----REPEAT ALL THE ABOVE: SAME FOOTWORK & TURNS------

****

PART B "CONVEYERS" "TRIPLE CANADIANS" "STOMPS"

CONVEYERS	&	STEP(XIB) L	&	STEP(XIB) R	&	STEP(XIB) L	RS RL	(BACK UP)			
	&	STEP(XIB) R	&	STEP(XIB) L	&	STEP(XIB) R	RS LR	(BACK UP)			
TRIPLE CANADIAN	DS L	DS R	DS/D L R	HOP L	STAMP R	(MOVING FORWARD)					
	DS R	DS L	DS/D R L	HOP R	STAMP L	(MOVING FORWARD)					
STOMPS	&	STOMP L	&	STOMP R							
	&	1	&	2							

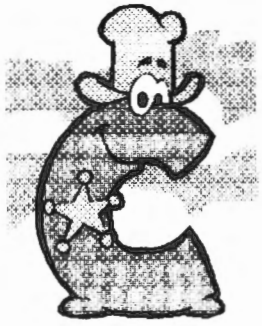



BABY ON BOARD

****

PART C "PUSH OFFS" "BABY"

PUSH	DS	RS	RS	RS	(MOVE LEFT)	DS	RS	RS	RS	(MOVE RIGHT)
OFF	L	RL	RL	RL		R	LR	LR	LR	

BABY	DS	DS(XIF)/BREAK		&	HEEL(TCH F)		HEEL(TCH F)		SLIDE	
	L	R	L		R		R		L	
	&1	&	2	&	3		&		4	

TRIPLE	DS	DS	DSRS	(TURN ½ RIGHT)
	R	L	R LR	

REPEAT -----REPEAT ALL THE ABOVE; SAME FOOTWORK & TURNS-------

****

PART D "TRIPLE KICKS" "ROCKING CHAIR" "FANCY DOUBLE"

TRIPLE	DS	DS	DS	KICK	SL	DS	DS	DS	KICK	SL	(MOVE FWD.)
KICKS	L	R	L	R	L	R	L	R	L	R	

ROCKING	DS	BRUSH	SLIDE	DSRS	(TURN ½ LEFT)
CHAIR	L	R	L	R LR	

FANCY	DS	DS	RS	RS
DOUBLE	L	R	LR	LR

REPEAT -----REPEAT ALL THE ABOVE; SAME FOOTWORK & TURNS------

****

BRIDGE	DSRS	DSRS	DSRS	DSRS	(BOOGIE STYLE)
	L	R	L	R	

****

SEQUENCE:

A B C D BRIDGE

A B C D

A A B C D D(ADD 2 BASICS AFTER THE FIRST FANCY DOUBLE BEFORE REPEATING LAST PART)

A B(LESS THE STOMPS)

C(UNTIL THE MUSIC ENDS)



" WE'LL BURN THAT BRIDGE "

Brooks & Dunn
Cassette Single - Arista Records
Choreo: The Dillows - J'ville Cloggers; Jacksonville, FL (904)724-9473
Wait 16 Beats Sequence: ABC ABC B ENDING

BEATS PART A

36 DS SLIDE RS SLIDE DS BALL HEEL STEP DS DSRS (Moving Forward)
L L RL L R L R L RL

DS TOUCH(IF) HEEL TOE HEEL TOUCH(IB) HEEL "CHARLESTON"
L R L R L R

DS DOUBLE OUT(TURN 1/4 L)RS(TURN 1/4 L)DS DS DS
L R RL R L R

REPEAT ABOVE STEPS-END FACING FRONT

PART B

34 DOUBLE OUT TOUCH(XIF)OUT TOUCH(XIF)OUT TOUCH STEP(IF) "LISA STEP"
L R R L L R R

STOMP DS RS RS
L R LR LR

DS DS(XIF TURNING 1/4 L)DRAG STEP DRAG STEP "SAMANTHA"
L R R L L R

DS DS(TURN 1/4 L)STEP(PIVOT 1/2 R) STEP STEP(PIVOT 1/2 R)STEP
L R L R L R
"BASKETBALL TURN":
RAISING ARMS
WHILE TURNING

REPEAT ABOVE STEPS

WHEN REPEATED, DO 4 DS TO FACE FRONT;AFTER SAMANTHA

PART C

16 DS STAMP(XIF)BALL(OTS)BALL(XIF)BALL(OTS)BALL(XIB)STEP(OTS)DS DS DS RS(MOVE TO LEFT)
L R R L R L R L R L RL

REPEAT MOVING RIGHT(OPPOSITE FOOTWORK)

ENDING

19 DO 1/2 OF PART B

DS DS DS DS(TURN 1/4 TO FACE REAR)
L R L R

STEP STEP(TURN 1/2 TO FACE FRONT; ARMS UP)
L R





I'M IN A HURRY (AND DON'T KNOW WHY)
BY: ALABAMA
AMERICAN PRIDE
07863-66044-4
RCA CASSETTE

INTERMEDIATE
CHOREO: MONIKA WHITE
RT. 1 BOX 403K
PINNACLE, NC 27043
(919) 368-4175

WAIT 32 BEATS

SEQUENCE: A,B,A,B,BRIDGE,C,A,B,B,C,B

PART A

```
HURRY:  DS,BOUNCE,HEEL,(PAUSE),S,RS,DS,BOUNCE,HEEL,(PAUSE),S,RS
        L   BOTH   R            R LR L   BOTH   R            R LR
        &1   &     2       &    3 &4 &5   &     6       &    7 &8
½ FLIP:  DS,DX,D-OUT,STEP (TURN ½ RT.)
         L  R    R    R
         &1 &2   &3   &4

FANCY DOUBLE:  DS,DS,RS,RS
               L  R  LR LR
               &5 &6 &7 &8
```

(REPEAT ALL TO FACE FRONT)



PART B

```
THE J:  DS,D-DOWN,(PAUSE),S,RS
        L    R             L RL
        &1   &2       &    3 &4
TRIPLE BASIC:  DS,DS,DS,RS
               R  L  R  LR
               &5 &6 &7 &8
FANCY KARATE:  DS,D-BACK,S,KICK  (TURN ½ LT.)
               L    R    R  L
               &1   &2   &3 &4
FANCY DOUBLE:  DS,DS,RS,RS
               L  R  LR LR
               &5 &6 &7 &8
```

(REPEAT ALL TO FACE FRONT)

BRIDGE

```
2 FANCY DOUBLES:  DS,DS,RS,RS,DS,DS,RS,RS
                  &1 &2 &3 &4 &5 &6 &7 &8
```

PART C

```
SAMANTHA:  S,SX,S-BACK,S-OUT,RS
           L R    L      R   LR
           &1&2   &3     &4  &5
DOUBLE BASIC: DS,DS,RS (TURN ¼ LT.)
              L  R  LR
              &6 &7 &8
```

(REPEAT ALL THREE MORE TIMES TO FACE FRONT)

HOLDIN' HEAVEN

RECORD: Tracy Byrd, RCA Cassingle

CHOREO: Sandy Redfern, Anita Wood - Indian River Cloggers

INTRO: Wait 16 Beats - Left Foot

****

Times "PART A"

2 DS T(XIF) ST DS T(XIF) ST (Move L) "Toe Steps"
L R R L R R

DS DSRS KICK "Dbl Basic Kick"
L R LR L

DS DT(B) ST KICK (Turn ½ R) "Polly Wolly"
L R R L

DS TCH(F) T HEEL RS "Charleston"
L R R R LR

****

"PART B"

1 DS DS RS RS DS TCH(XIF) DS TCH(XIF) "Fancy Dbl/Tch's"
L R LR LR L R R L

****

"CHORUS"

1 DS DT(XIF) DT(OTS) BO(Together) DOWN
L R R BOTH both

BO BO (Turn ½ L) SL DSRS "Potty Step"
BOTH BOTH R L RL

DS DS DS DS (Moving Forward)
R L R L

DR/ST DR/ST DR/ST RS (Moving Back) "Drags"
L R R L L R LR

DS DT(XIF) DT(OTS) BO(Together) DOWN
L R R BOTH BOTH

BO BO (Turn ½ L) SL DSRS "Potty Step"
BOTH BOTH R L RL

DS DS DSRS DS DS "Triple/Add 2"
R L R LR L R

****

"BRIDGE"

2 DS T/HEEL(XIF) T/HEEL(XIB) T/HEEL "Jazz Square"
L R R L L R R

****

HOLDIN' HEAVEN (Con't)

****

Times

REPEAT PART A

REPEAT PART B

REPEAT CHORUS (Instead of 2 DS's do Fancy Double DS DS RS RS)
L R LR LR

****

"PART C"

2 DS BA(XIB) BA(OTS) BA(OTS) BA(XIB)
L R L R L

BA(OTS) ST (Moving Forward) "Running Joey"
R L

DS DS DSRS (Turn ½ L "Triple
R L R LR

****

REPEAT CHORUS

****

"ENDING"

1 DS DT(XIF) DT(OTS) BO(Together) DOWN
L R R BOTH BOTH

BO BO SL "Potty Step"
BOTH BOTH R

2 DS T/HEEL(XIF) T/HEEL(XIB) T/HEEL "Jazz Square"
L R R L L R R

1 DS T/HEEL(XIF) T/HEEL(XIB) RS T/SL
L R R L L RL R R

****

SEQUENCE: A, B, CHORUS, BRIDGE, A, B, CHORUS, C, CHORUS, ENDING

****

ABBREVIATIONS: (OTS) = Out to Side. (XIF) = Cross in front.
(XIB) = Cross in back. (B) = Back. (F) = Front. BO = Bounce.
BA = Ball of Foot. T = Toe. SL = Slide. ST = Step. DR = Drag.
TCH = Touch

****

Sandy Redfern
1312 Estridge Drive
Rockledge, FL 32955
(407) 631-5104 (H)
(407) 722-5214



INTERMEDIATE

WHATCHA GONNA DO WITH A COWBOY

RECORD BY: CHRIS LEDEAUX & GARTH BROOKS
CHOREO BY: TRACY MELLA-CREWS, "BAY CITY CLOGGERS" (SEPT. 1992)
6707 12TH STREET, TAMPA, FLORIDA 33604, (813) 238-4919
WAIT 16 BEATS START LEFT FOOT

PART A

BEATS	TIMES		CUES
2	16	DTS BR-OVER TOE HEEL TCH BACK DTS DTS DTS RS	LUCY / TRIPLE
1	16	DTS DTS DTS BR-OVER DTS RS RS RS (TURN 1/2 LT)	COWBOY
		DTS RS DTS RS DTS DTS RS RS	BASICS / FANCY

REPEAT TO FACE FRONT

PART B

BEATS	TIMES		CUES
2	8	DTS TCH(XIF) DBL(BACK) DRAG STEP L R R L R &1 &2 &3 & 4	PALMETTO
1	8	DTS DTS(XIF) DRAG STEP DRAG STEP(1/4 LT) DTS TOE(IB)-SL DTS DTS &1 &2 & 3 & 4 &5 & 6 &7 &8	
2	8	DTS SLUR-STEP DTS BR-UP (SLUR LEFT & RIGHT)	SLURS
1	4	DTS DTS RS RS (1/4 LEFT)	FANCY
1	4	DTS BA(XIF)-BA PIVOT(FULL LT) STEP L R L L R &1 &2 & 3 & 4	SPIN
2	8	DTS TCH(XIF) DBL(BACK) DRAG STEP	PALMETTO
1	8	DTS DTS(XIF) DRAG STEP DRAG STEP(1/4 LT) DTS TOE(IB)-SL DTS DTS	
2	8	DTS SLUR-STEP DTS BR-UP (SLUR LEFT & RIGHT)	SLURS
1	8	DTS DTS RS RS (1/4 LT) DTS BR-UP DTS BR-UP	FANCY & BRUSHES

PART C

BEATS	TIMES		CUES
2	8	DTS DBL(XIF) DBL(OUT) BR-UP	ACROSS/OUT/UP
1	8	DT-BA(S) BA(B) BA(S) BA(S) BA(B) BA(S) STEP	JOEY
		DTS DTS DTS RS	TRIPLE

REPEAT PART A

REPEAT PART B

ENDING

BEATS	TIMES		CUES
2	8	DTS TCH(XIF) DBL(BACK) DRAG STEP	PALMETTO
1	8	DTS DTS DRAG STEP DRAG STEP ROCK STEP	DRAGS

NO ONE ELSE ON EARTH
WYNONNA JUDD
MCA RECORDS - MCAS7-54320
TIME : 3:28

INTERMEDIATE LINE
CHEO ; JUNIOR BERTAUX
4220 SPAINHOUR MILL RD.
TOBACCOVILLE, N.C. 27050
EE WORKSHOP TEAM

Wait 16 Beats:

Intro: L R R L L L
Brush Heel - DS - Brush Up - DB - Heel - Heel - Lift (Turn 1/4 Left)
L R LR LR
Fancy Double - DS - DS - RS - RS (Turn 1/4 Left)

Repeat To Front

Part A:
L R L R L R L RL
Slur Vine- DS - DX - DS - Drag Around - DS - DX - DS - RS
R L LR L
Karate Turn - DS - Kick (Turn 1/2) - RS - Kick
L R LR LR
Fancy Double - DS - DS - RS - RS

Repeat To Front

Part B:
L R L R
Triple Lift - DS - DS - DS - Lift (Moving Forward)
R L R L R
Triple stomp - DS - DS - DS - Stomp - Stomp (Backing Up)
L R R L L R R L
4 Leg Kicks - DS -Kick - DS -Kick - DS -Kick - DS-Kick (Turn 1/4 Left On Each)
L R L Both Both L
Judy - DS - DS - Touch X - Bounce Out - Bounce In - Lift

Part C:
L R L R
2 - Slur's - DS - Drag Around - DS - Drag Around
L R R RL
2- DC Steps - DS - DX - DR - RS (Repeat On Opposite Foot)
L R LR LR
Fancy Double - DS - DS - RS - RS (Turn 1/2 Left)



Bridge 1:
L R L R
Heel Pivot - DS - DX - Heel Dig (Turn 1/2 Left) - Step
L R LR LR
Fancy Double - DS - DS - RS - RS

Repeat To Front

Bridge 2 ;
L R L R
Heel Pivot - DS - DX - Heel Dig (Turn 3/4) Left) - Step
L R LR LR
Fancy Double - DS - DS - RS - RS

Repeat 3 More Times To Face Front

NO ONE ELSE ON EARTH

Part A+ :

Slur Vine

Fancy Karate - Kick and Turn 1/2 Right

Fancy Double - Turn 1/2 Left

Judy

Part C+ :

2 - Slur's

2 - DC Steps

Fancy Double - Turn 3/4 Left

Repeat 3 More Times To Face Front

Ending :

Slur Vine

Fancy Karate - Kick and Turn 1/2 Right

Fancy Double - Turn 1/2 Left

2 - Slur's

2 - DC Steps

Fancy Double - (Turn Full)

Triple Lift - (Moving Forward)

Triple Stomp - (Backing Up)

Sequence - Intro - A - B - C - Bridge 1 - A - B - C - Bridge 2 - A+ - C+ - Ending



DOWN IN THE VALLEY

E-ZINT LINE

Little Texas Warner Cassette 926820-4 Time: 1:59
Choreo: Jeff Parrott - Tandy Barrett, St Mt, GA
INTRO: Wait 16 beats

PART A

Basics	DSRS	DSRS	(Forward)		STOMP	DS	(½ TURN L)	RS	KICK
Stomp Basic Flip	L	R			L	R		L R	L

Repeat — Above as written

Vine	DS	DS(XIF)	DS		STEP
	L	R	L		R

Push Off	DS	RS	RS	RS	to left
	L	R	R	R	

Repeat — Vine : opposite foot and direction

Push Off	DS	RS	RS	hold
	R	LR	LR	R
	&1	&2	&3	& 4

PART B

Rocking Chair	DS	KICK	(1/4 Turn L)	DS	RS
	L	R		R	LR

Maggie Jump	DS	DT	(Kick Side)	HOP	HEEL	LIFT
	L	R		L-R	L	L

Repeat — 2 more times - (last Maggie 1/4 turn L to front)

Rock Back Triple	DS	RS	RS	RS(Backing)	DS	DS	DS	RS	(Forward)
	L				R				

BREAK I

4 Stomps	STOMP	STOMP	STOMP	STOMP	Forward
	L	R	L	R	

BREAK II

Triple Hop	DS	DS	DS	HOP	(diagonally forward L)
	L	R	L	R	

Fancy Dbl	DS	DS	RS	RS	(backing)
	R	L	RL	RL	

4 Kicks	DS	KICK	DS	KICK	DS	KICK	DS	KICK	(full turn R)
	R	L	L	R	R	L	L	R	

Repeat — Break II - Opposite foot and direction

END
STOMP DS RS



SEQUENCE
Wait 16, A B 4 STOMPS, A B, BREAK II, B 4 STOMPS, BREAK, END



HONKY TONK SUPERMAN

By: Aaron Tippin Tape -"Call of the wild" #66251-4
Level: E-Z INTERMEDIATE
Choreo: SCOTTY BILZ Another "Awesome Possum" Routine
Intro: 20 Beats

Part A

2 Slur Steps	STEP SLUR STEP SLUR DS DS DS RS
TRIPLE	L R L R L R L RL
	Repeat moving right
Outhouse	DS TCH(OS) TCH(XIF) TCH(OS) DS RS RS RS
1/2pivot chain	L R R R R LR LR LR
	(turn 1/2 right) Repeat

REPEAT STEP SLUR SEQUENCE (LEFT AND RIGHT)

Part B

Honky Tonk	HEEL HEEL HEEL CLAP HEEL HEEL HEEL CLAP
Hops	L R L L-R R L R L-R
2 Basketball	STEP (PIVOT 1/2) STEP (PIVOT 1/2) DS RS DS RS
2 Basics	L R L R L RL R LR
Triple Kick	DS DS DS BR SL DS DS DS RS
Triple	L R L R L R L R LR
Karate	DS (PIVOT 1/2) STEP CHUG DS CHUG DS CHUG
2 chugs	L L R L L R R L
	Repeat to front

<u>BREAK</u>

HIPPETY	DS HOP RS HOP DS DS DS RS
HOP	L R RL R R L R LR

<u>BRIDGE</u>

2 HIPPETY	DS HOP RS HOP DS DS DS RS - FACE BACK
HOP	L R RL R R L R LR
	Repeat to front
4 Conveyors	DRAG ST DRAG ST DRAG ST DRAG ST
	R L L R R L L R

<u>SEQUENCE</u>
A B BREAK
A B BRIDGE
B 1/2-TRIPLE SEQUENCE & KARATE END













HALL C



HALL D

WANTED



YOSEMITE SANDY

WANTED



BLAZE BLAKSLEY

WANTED



KELLI THE KID

WANTED



DEAD-EYE DONNA

"WHY DIDN'T I THINK OF THAT"

RECORD: "Why Didn't I Think Of That" by Doug Stone — Easy Line
CHOREO: Kelli McChesney, 1st Klass Kloggers, Branford, FL. — TIME: 3:10
INTRO: Wait 16 Beats/ Start with Left Foot

* *

BTS.	TIMES	STEP	CUED AS:
		(PART "A")	
8	(1)	DS(L) DS(XIF)(R) DS(OTS)(L) DS(XIB)(R) DS(OTS)(L)	"VINE"
		DS(XIF)(R) DS(L) RS(RL)	
4	(1)	DS(R) KICK(Turn ½ right)(L) STEP(R) KICK	"KARATE"
4		DS(R) DS(L) DS(R) RS(LR)	"TRIPLE"
16	(1)	REPEAT ABOVE 16 BEATS TO FACE FRONT	

* *

		(PART "B")	
8	(2)	DS(L) BR(UP)(R)(Turn ¼ left) DS(R) RS(LR)	"ROCKING CHAIR"
8	(2)	STEP(L) DS(R) DS(L) RS(RL)	"STEP DOUBLES"
16	(1)	REPEAT ABOVE 16 BEATS TO FACE FRONT	

* *

32	(1)	REPEAT PART A	
32	(1)	REPEAT PART B	

* *

		(PART "C")	
4	(1)	DS(L) STEP(XIB)(R) DS(L) STEP(XIB)(R) (Move Left)	"2 STEP BEHIND"
4		DS(L) DS(R) DS(L) RS(RL)	"TRIPLE"
8	(2)	DS(R) TCH(IF)(L) H(R) TOE/HEEL(L) TCH(IB)(R) H(L)	"CHARLESTONS"
16	(1)	REPEAT ABOVE 16 BEATS USING OPPOSITE FOOTWORK--MOVE RIGHT	
8	(2)	DS(L) RS(RL) RS(RL) RS(RL) (Move Left)	"PUSH-OFFS"

* *

"WHY DIDN'T I THINK OF THAT" (CON'T)

BTS.	TIMES	STEP	CUED AS:
32	(1)	REPEAT PART A	
32	(1)	REPEAT PART B	
40	(1)	REPEAT PART C	
32	(1)	REPEAT PART A	
32	(1)	REPEAT PART B	

(ENDING)

8	(1)	DS DS DS BR(UP) DS RS RS RS L R L R R LR LR LR	"COWBOY"
2		DS DS L R	"2 DOUBLE STEPS"
4	(1)	DS BR(UP) DS RS L R R LR	"ROCKING CHAIR"
3		DS DS RS L R LR	"DOUBLE BASIC"

SEQUENCE: WAIT 16, A, B, A, B, C, A, B, C, A, B, ENDING.

ABBREVIATIONS: DS- double step
RS- rock step
BR- brush
TCH- touch
H- heel
XIF- cross in front
OTS- out to side
XIB- cross in back
IF, IB- in front, in back

Kelli McChesney
Rt. 2 Box 251
Branford, FL 32008
(904) 93-KELLI or
(904) 935-2660



"DON'T LET OUR LOVE START SLIPPIN' AWAY"

Level: EASY

MUSIC: Record MCAS7-54489 - VINCE GILL, MCA RECORDS
CHOREO: Brenda LeMoine, Orange Park, Fl
INTRO: WAIT 32 BEATS, START WITH LEFT FOOT

****

HEEL BEATS	TIMES	STEP
		PART A
		L R L
8	(4)	DTS ROCK STEP "BOOGIE BASIC"
8	(2)	L R L R L R L DTS TCH(OS) SL TCH(XIF) SL TCH(OS) SL
		Repeat Starting with Right Foot
8	(2)	L R L R L "BACK STEP BR" DTS STEP(XIB) DTS BR (UP) H (Move Lt.-Rt)
8	(4)	L R (Alternate Feet and Turn ¼ on DTS KICK each DTS)
32	(1)	REPEAT ABOVE 32 BEATS, STARTING WITH SAME FOOT.

****

CHORUS

"COWBOY HITCHES"

8	(1)	L R L R R L STEP SL(Back) STEP BRUSHUP (turn ½) STEP SL(Back)
		R L STEP BRUSHUP (Do not turn)
8	(1)	L R L R L R L R L R DTS ROCK STEP DTS ROCK STEP DTS DTS ROCK STEP
		L R ROCK STEP (2 Basics and a Fancy Double)
		Repeat Above 16 Beats 3 Times (Third time turn ½ on Fancy Double)

****

HEEL BEATS	TIMES	PART B
8	(1)	L R L R L HEEL/FLAP STEP DTS ROCK STEP
		R L R L R HEEL/FLAP STEP DTS ROCK STEP
		"LOOP"
4	(1)	L R L R L Lt. Heel R DTS DT(XIF) H DT(X) H PIVOT ½ RT STEP
4	(1)	L R L/R L/R
	(1)	DTS DTS R/S R/S "FANCY DOUBLE"
8	(1)	REPEAT ABOVE 8 BEATS, SAME FOOTWORK



DON'T LET OUR LOVE START SLIPPIN' AWAY CONT'D

"Cowboy"Move forward on first 4 beats; turn ½ left on last 4.

8 (2) L R L R L R LR LR LR
DTS DTS DTS BR SL DTS RS RS RS

8 (2) L R L R L R (Twist L&R)
DTS ROCK STEP DTS ROCK STEP

L RL RL RL
DTS RS RS RS (Push Off to Left)

Repeat last 8 beats starting with Right Foot

****

REPEAT CHORUS - COWBOY HITCHES

****

PART C

8 (2) L R L "STOMP
STOMP DTS DTSRS DOUBLE"

8 (1) L R R L R R "Step Touches"
STEP TOUCH STEP STEP TOUCH STEP

L R R L
DTS KICK STEP KICK "KARATE KICKS"

4 (1) L R R L
DTS KICK STEP KICK

****

REPEAT CHORUS - COWBOY HITCHES 6 Times
(Do not turn on fancy double)

****

PART D

"SWIVELS"

4 (1) L R L R L R L
DTS (Turn ¼ Lt.) TCH SWIVEL TCH SWIVEL TCH SWIVEL

Weight remains on Left foot while swiveling Right.

4 (1) R L R LR
DTS DTS DTS RS (Triple)

24 (1) REPEAT ABOVE 8 BEATS (3) MORE TIMES. Do not Alternate footwork.

****

SEQUENCE: PART A TWICE - CHORUS - PART B - CHORUS - PART C
CHORUS SIX TIMES - PART D

****

BRENDA LEMOINE
718 Chathal Drive
Orange Park, Fl 32072 904 276 3614

LOVE ON THE LOOSE, HEART ON THE RUN — EASY INTERMEDIATE

Artist: McBride and The Ride
Choreography: Debi Dillow, J-Ville Cloggers, Jacksonville , FL - (904)-724-9473
Introduction: Wait 16 beats. Start with the left foot.

PART A - 32 BEATS

STEPS	DIRECTIONS
DS DS DS L R L	Moving Left
DS DS DS RS RS R L R LR LR	"Fancy turning vine" Turn 3/4 right on the 3 DSs
DS DOUBLE(xif) H DOUBLE(ots) H RS RS L R L R L RL RL	"Pony Tail"
TOE SLIDE DS DS R L R	Turn 1/4 Left on Toe Slide

REPEAT PART A – end facing front

PART B - 32 BEATS

DS RS(xib) DS RS(xib) L RL R LR	"Boogie Basics"
DS DOUBLE-UP TCH(xif) H TCH(ots) H L R R L R L	"Touches"
DS DOUBLE-UP TCH(xif) H TCH(ots) H R L L R L R	"Touches"
DS KICK DS KNEE-UP L R R L	"Karate Kick Turn" Turn 1/4 Left on Kick & Knee-up

REPEAT PART B - end facing front



PART C - 54 BEATS

DS	DS	ROCK	H-FLAP	STEP			Moving Forward
L	R	L	R	L			
DS	KICK	DS	DS	DS	RS(xib)	RS(ots)	DS	"Side Rock"
R	L	L	R	L	RL	RL	R	
DS	RS	DS	RS					Turn 1/2 Left to face rear
L	RL	R	LR					

REPEAT ABOVE STEPS TO FACE FRONT

DOUBLE-BACK		H	TOE-STEP		DOUBLE-BACK		H	
L		R	L		R		L	
TOE-STEP	DS	DS						
R	L	R						
DS	DS	ROCK	H-FLAP	STEP			Moving Forward
L	R	L	R	L			
DS	KICK	DS	DS	DS	RS(xib)	RS(ots)	DS	"Side Rock"
R	L	L	R	L	RL	RL	R	
DS	RS	DS	RS					Stay In Place
L	RL	R	LR					

ENDING

Do first 16 beats of C turning 1/4 left on 2 basics. Repeat 4 times total to form a box. End facing front and add

HEEL	HEEL
L	R

SEQUENCE: Wait 16 beats: A B C A B C B Ending





Taught today by Diane Wells

THE COWBOY HIP HOP

Choreo: Kevin & Vickie Johnson
Begin on right
Beats -

1-4 RUNNING MAN: Step, Lift, Step, Lift,Step, Lift,Step
&Scoot &Scoot &Scoot

5-8 HIP BUMPS: Step(fwd)& Bump right and forward twice,
Bump left and back twice

ELECTRIC KICKS

9-12 SINGLE: Step back, Step forward, Step fordward, Step back

13-16 DOUBLE: Stepback, Step forward, Step forward, Step back, Step back,
Step forward, Step forward

17-20 GRAPEVINE(left): Step, Behind, Step,Tch/Clap

21-24 SLIDE(right): Hop on right, Slide left to right, Step on left,
Step on right

25-28 JUMPING JACKS: Jump apart, Together, Apart, Together & turn 1/2 left,
Apart, Together, Apart

29-32 CHUGS:(turn 1/2 left) With right foot push and turn left 1/2.
Push turn, Push turn, Push turn, Push turn

repeat dance

HONKY TONK STOMP

Choreo: Phyllis Watson

Beats

1-4 SPLIT HEELS: Out, Together, Out together

5-8 HEEL/TOE: Heel, Heel, Toe(bk), Toe(bk)

9-12 HEEL STEP STOMP: (r)Heel, Step, (left)Stomp, Stomp

13-16 HEEL STEP STOMP: (l)Heel, Step, (right)Stomp, Stomp

17-20 GRAPEVINE: Step, Behind, Step, Kick
(moving right)

21-24 GRAPEVINE & TURN: (move left) Step, Behind, Step(1/2 left)-Kick

25-28 GRAPEVINE: (move right) Step, Behind, Step, Kick

29-32 GRAPEVINE:(move left) Step, Behind, Step, Stomp

repeat dance



BAR ROOM BOOGIE

Choreo: Not known

Begin with wiggle in place
4 beats

Moving forward (step, step , step ,kick)
r l r l

Backing up (stepIB, step IB, step IB, tch toe)
l r l r

Moving forward (Step, step, step, kick)
r l r l

Moving to lt (step, step together, step OTS. tch toe)
l rt l r

Repeat above moving to rt, opposite footwork

Twist heels (twist rt, center, lt, center)
4 beats both both both

Tch toe OTS, Pull in & out ,hips moving out & in (2 beats)
lt

Repeat above. opposite footwork

Walk turning ½ l (step, step, step, step)
r l r l

Repeat all of above through song, turning ½ lt on walk..



TRASHY WOMEN

Recorded by: Confederate Railroad
Choreo by: Diane Wells



32 beat Easy Country-Western Line

Wait 32 beats

Begin rt ft

Grapevine moving rt (step, step behind, step scoot forward)
with scoot rt lt rt rt

Repeat grapevine with scoot moving lt, opposite ft.

2 Scoots forward (step, scoot forward, step scoot forward)
r r l l

3 steps backing up with toe tch (step back, step back, step back, tch toe IF)
rt lt rt lt

2 slow steps tch toe IF (step, tch toe IF, step tch toe IF)
4 beats 1 rt r lt

3 quick tch toe IF (step, tch toe IF, step tch toe IF, step tch toeIF, tch toe)
4 beats 1 rt r lt l rt rt

4 toe tch (tch toe IF, tch toe OTS, tch toe IB, tch toe OTS)
4 beats rt rt rt rt

turn ½ lt on slap leather (Swing leg XIF, tch rt heel with lt hand. Swing leg OTS
4 beats tch rt heel with rt hand. Swing rt leg XIB, tch rt heel
with lt hand, Swing rt leg XIB, tch rt heel with rt hand.)

Repeat 32 beat sequence throughout song, turning ½ lt on slap leather....



HELP, I'M WHITE

TAUGHT BY: Ms.MARTY MADDOX ,MIDDLEBURG FLORIDA PH. 904-282-1174

CHOREOGRAPHER: UNKNOWN

MUSIC: "HELP, I'M WHITE"
by The Geezinslaw Bros.

KICK OUT FORWARD WITH RIGHT FOOT
KICK OUT FORWARD WITH LEFT FOOT
KICK OUT FORWARD WITH RIGHT FOOT TWO TIMES

KICK OUT FORWARD WITH LEFT FOOT
KICK OUT FORWARD WITH RIGHT FOOT
KICK OUT FORWARD WITH LEFT FOOT TWO TIMES

RIGHT HEEL FORWARD, RETURN
LEFT HEEL FORWARD, RETURN
RIGHT HEEL FORWARD, SLIDE LEFT UP TO RIGHT AND CLAP AT SAME TIME

HOP ON THIS MOVE

PUSH RIGHT HIP FORWARD TWO TIMES
PUSH LEFT HIP BACK TWO TIMES
HOP FORWARD TWICE

POLKA FORWARD ON RIGHT FOOT, ROCK FORWARD ON LEFT FOOT, STEP BACK ON RIGHT
POLKA BACKWARD ON LEFT FOOT, ROCK BACK ON RIGHT FOOT, STEP FORWARD ON LEFT
POLKA FORWARD ON RIGHT FOOT, STEP FORWARD WITH LEFT FOOT, TURN 1/2 TURN TO RIGHT
POLKA FORWARD ON LEFT FOOT, STEP FORWARD WITH RIGHT FOOT, TURN 1/2 TURN TO LEFT
STEP FORWARD WITH RIGHT FOOT, TURN 1/4 TURN TO LEFT, STOMP RIGHT FOOT, AND CLAP

BEGIN DANCE PATTERN AGAIN



BREAK 'N THE BANK

TAUGHT BY: MARTY MADDOX, MIDDLEBURG FLORIDA
Music: "Money In The Bank" by John Anderson

BEATS	STEPS
1-2	Left toe in, left heel out and jump onto left
3-4	Right toe in, right heel out
5-8	Stomp right twice, wing (heel splits)
9-12	Traveling right bending knees toes out - in, out - in, out - in, out
13-16	Left grapevine, touch right toe back
17-20	Step forward onto right, hitch left, step back onto left, touch right toe back
21-24	Step forward onto right, with left knee bent - kick left foot to right twice, hitch left
25-26	Step left in place, step right to right turning ¼ to right
27-28	Step forward onto left, turn ½ turn to right
29	Pull left up beside right raising right heel
30	Pull right up beside left raising left heel
31	Pull left up beside right raising right heel
32	Pull right up beside left raising left heel
33-64	Repeat beats 1-32 and yell "BREAK" on beat 64
65-66	Leaning to left push off, bring together
67-68	Leaning to right push off, bring together
69-70	Scuff left heel jumping on left then right
71-74	Left kick ball change, turn ¼ turn left - left knee open, right knee closed
75-86	Repeat beats 71-74 three times.

* REPEAT *



BA-HA BOOGIE

TAUGHT BY: MARTY MADDOX, MIDDLEBURG FLORIDA

MUSIC : "LOVES GOT A HOLD ON YOU" BY ALAN JACKSON

BEAT	STEPS
1-2	Right hand (Palm Down), to right twice
3-4	Left hand (Palm Down), to left twice
5-6	Right hand (Palm Up), to right twice
7-8	Left hand (Palm Up), to left twice
9-10	Point right thumb over right shoulder twice
11-12	Point left thumb over left shoulder twice
13-14	Right hip thrusts, pulling with hands, twice
15-16	Left hip thrusts, pulling with hands, twice
17-18	Right hand to left leg, left hand to right leg
19-20	Right elbow to left leg, left elbow to right leg
21-24	Touch right hand (front) to floor, touch left hand (back) to floor, touch right hand (front) to floor, clap hands
25-32	Reeling motion, reel lower right, reel upper right, reel lower left, reel upper left
33-34	Right hand to left leg, left hand to right leg
35-36	Right hand to right cheek, left hand to left cheek
37-38	Jump forward, jump backward
39-40	Jump forward turning ¼ turn left, jump back and clap hands at the same time.....

REPEAT



COUNTRY CHA CHA

TAUGHT BY: MARTY MADDOX, MIDDLEBURG, FLORIDA
MUSIC: "NEON MOON" BY BROOKS AND DUNN

(1) Left right 123 *
fwd bck facing front wall

(2) Right Left 123 * turning left 1/2 on 123 (now facing back wall)
bck fwd

(3) Left right 123 * turning rgt 1/2 on 123 (now facing front wall)
bck fwd

(4) Right Left 123 * turning 1/4 left on 123
bck fwd

Left foot step forward - Pivot 1/2 to Right
again
Left foot step forward - Pivot 1/2 to Right

****

Start over from the top

Note:
The * is a CHA CHA CHA step (123)



TAUGHT BY: DONNA ROBBIN



COURTLAND GRAPEVINE

Music: "Blame It On Your Heart" by Patty Loveless

BEATS	STEPS
1-4	Left grapevine, scuff right foot
5-8	Right grapevine, scuff left foot
9-12	Step forward onto left, scuff right foot, step forward onto right, scuff left foot
13-16	Walk back - left, right, left, touch right toe back
17-20	Touch right toe - forward twice, back twice
21-24	Step forward onto right, slide left to right, step forward onto right, turning ¼ turn left - scuff left
25-26	Step down onto left, scuff right & cross over left
27-28	Step down onto right, touch left toe behind right

*** REPEAT ***



TAUGHT BY: DONNA ROBBINS

ROMEO

Start on right foot **Line Dance**

Vine right and left

Cowboy vine (turning) right and left

Step Step Step Touch (backing up)

Step Drag Step (forward) and repeat

Hands only:

Right hand on hip

Left on hip

Right on head

Left on head

Twist down and up for four beats

Right foot--Heel Heel(in front) Toe Toe (in back)

Heel, Toe(on the side) Toe(in back) Kick swing 1/4 left

REGGAE COWBOY by the Bellamy Brothers

Chicken, Chicken
R Fwd, together L Back, together R Fwd, together L Back, together
R Hop L Hop R Hop L Hop R Hop
R Side, back, side, hook, swing (turn ¼ L)
R Step, behind, step, stomp L Step, behind, step, stomp
R (backing) Step, step, step, up
L Step, stomp-stomp L Step, stomp—stomp L Step, stomp-stomp





TAUGHT BY: TANDY BARRETT

SUGAR WALTZ

CHOREO: BOB VANSICLE MUSIC: ANY 3/4 BEAT WALTZ

PARTNER DANCE

CUED TO GENTS --LADIES ON OPPOSITE FOOT THROUGH-OUT

(CHASSÉ= STEP ball ball with accent on STEP)
1 2 3 1

(BEGIN IN DANCE POSITION-GENTS FACING L.O.D.----LADIES REVERSE L.O.D)

1 LEFT CHASSÉ (FORWARD) RIGHT CHASSÉ (BACK) (ladies-opposite direction)

2 LXIF CHASSÉ (TOWARDS RIGHT) RXIF CHASSÉ (TOWARDS LEFT)
(ladies opposite direction)

3 LEFT CHASSÉ RIGHT CHASSÉ (COUPLE FULL TURN RIGHT--THEN OPEN TO L.O.D.)

4 LEFT CHASSÉ (BACKING-- PARTNERS FACING L.O.D.)

5 RIGHT CHASSÉ (LADIES ONLY --DROP HANDS--FULL TURN RIGHT)

6 LEFT CHASSÉ (FORWARD---BOTH FACING L.O.D.)

7 RIGHT CHASSÉ (GENTS FULL TURN R----LADIES FULL TURN L)

8 REPEAT 6 AND 7

9 LEFT CHASSÉ (PARTNERS FACE L.O.D.)

10 RIGHT CHASSÉ (RETURN LADIES TO REVERSE L.O.D.---DANCE POSITION)

START OVER



WALTZ LINE DANCE

CHOREO: UNKNOWN MUSIC:ANY 3/4 TIME WALTZ

LINE DANCE

(STEP 2 -3 --- Stands for chassé-style waltz step)
ONE 2 3 Accent on ONE

CROSS OVER	STEP(XIF) 2 3 STEP(XIF) 2 3 L R L R L R
FORWARD & BACK	STEP 2 3 STEP 2 3 FORWARD L R L R L R
	STEP 2 3 STEP 2 3 BACKING L R L R L R
ROLL	STEP 2 3 (FULL TURN L) STEP (XIF) 2 3(XIB) MOVING LEFT L R L R L R
SWAYS	SHIFT WEIGHT L - R - L ONE 2 3
REPEAT	ROLL AND SWAYS OPPOSITE FOOT AND DIRECTION
TURNS	STEP 2 3 (½ TURN L) STEP(BACK) 2 3 L R L R L R
	STEP 2 3(½ TURN L) STEP(BACK) 2 3 L R L L R L

START OVER FACING ORIGINAL WALL



TAUGHT BY: TANDY BARRETT

6 CORNERS(many variations!)

CHOREO: UNKNOWN MUSIC: CADILLAC RANCH-CHRIS LEDEAUX (Or any fast music)

LINE DANCE

SUZIE Q PIDGEON	HEELS(OUT) HEELS(IN) HEELS(OUT) HEELS(IN) L----R	MOVE RIGHT
KICK TOUCHES	KICK TCH(BSD) KICK TCH(BSD) KICK TCH(XIF) R R R R R R	
SUSIE Q PIDGEON	HEELS(OUT) HEELS(IN) HEELS(OUT) HEELS(IN) L--------R	MOVING LEFT
KICK TOUCHES	KICK TCH(XIF) KICK TCH(BSD) L L L L	
STEP CLAP	STEP TCH TOE(CLAP) STEP TCH TOE(CLAP) L R R L	
	STEP TCH TOE(CLAP) L R	
STEP BACK	(BACKING) STEP STEP STAMP (1/4 TURN L) STEP STEP STEP R L R R L R	
ENDING	STAMP STOMP KICK L L R	

START OVER - ¼ LEFT FROM ORIGINAL WALL



FOUR WALL LINE DANCE

I CAN WALK THE LINE

JOE DIFFIE: CASSETTE SINGLE
CHOREO: DEBI & TONY DILLOW JAX, FL. (904)724-9473
WAIT 16 BEATS

BEATS					
1-4	HEEL(IF) R	HEEL(IF) R	TOE(IB) R	HEEL(IF) R	
5-8	HEEL CLICK R	BALL(OTS) R	BALL(XIB) L	STEP(OTS) R	STAMP L "MOVE RIGHT

REPEAT ABOVE STEPS OPPOSITE FEET
MOVE LEFT

17-20	STEP(IF)	PIVOT(1/2L)	STEP(IF)	PIVOT(1/2L)	"BASKET BALL TURN
21-24	HEEL(IF) R	HEEL(IF) L	BALL L	HEEL FLAP R	KNEE-UP L
25-28	STEP(IF) L	TOUCH(OTS) R	STEP(IF) R	TOUCH(OTS) L	
29-32	STEP(XIF) L	STEP(IB) R	STEP(OTS) L	HITCH(TURN 1/4) R	"JAZZ BOX"

BEGIN DANCE AGAIN





TAUGHT BY: DEBI DILLOW

2-Wall Line Dance

S-Kicking

Music- Travis Tritt

Trouble, Warner Bros Records Inc.

BEATS					
1-4	Stomp	Stomp	Chicken	Chicken	
	L	R			
5-8	Hop(feet apart)		Hop(cross feet)		Swivel Left Clap
9-12	Heel	Heel	Heel	Clap	(hopping motion)
	R	L	R		
13-16	Heel	Heel	Heel	Clap	" "
	L	R	L		
17-20	Step(ots)	Step(xib)	Step	Touch	Vine L
	L	R	L	R	
21-24	Step(ots)	Step(xib)	Step	Touch	Vine R
	R	L	R	L	
25-28	Step(ib)	Step(ib)	Step(if)	Kick	
	L	R	L	R	
29-32	Step(ib)	Step(ib)	Step(if)	Kick	
	R	L	R	L	



In Trouble Again

TAUGHT BY: DEBI DILLOW

Four Wall Line Dance

DANCE RANCH ROMP

Music: Twister Alley
Dance (Club Mix) 4:17 Cassette Single Polygram Records

BEATS	WAIT: 16							
1-8	HEEL DIG R	RS RL	HEEL DIG R	RS RL				
9-16	STEP(IF) R	PIVOT RL	STEP(IF) R	PIVOT RL	STOMP R	STOMP L	(OUT TOGETHER) TOE FAN RL	
17-20	STEP(OTS) R	STEP(XIB) L	STEP(OTS) R	TCH(TB) L	VINE RIGHT			
21-24	ROCK L	HEELSTEP R	TCH L	ROCK L	HEELSTEP R	TCH L	ROMP STEP	
25-32	REPEAT VINE TO LEFT AND ROMP STEP OPPOSITE FEET							
33-36	STEP R	HITCH L	STEP(IB) L	STEP R				
37-40	STEP L	HITCH R	STEP(IB) R	STEP L				
41-48	STEP R	HITCH L	STEP(XIF) L	STEP R	STEP(TURN1/4) L	STOMP R	CLAP	CLAP

BEGIN DANCE AGAIN





"WHY DID YOU COME IN HERE, LOOKING LIKE THAT?" INT
CHOREO: BRANDI BLAKSLEY*OLD HICKORY STOMPERS*407-349-9529
RECORD: BY DOLLY PARTON
INTRO: START ON LEFT FOOT-WAIT 20 BEATS

PART A

TIMES		CUED AS
2	DS RS L RL	2 BASICS
1	DS DS DS RS L R L RL	TRIPLE
2	DS DS(XIF) DS HEEL/CHUG R L R L	TRIPLE HEELS MOVING RT THEN LFT
2	DS DS(XIF) DS DS(XIB) DS DS(XIF) DS RS R L R L R L R LR DONE MOVING RT THEN LFT	CLOG OVER VINE
1	DS DS TOE(XIB) SLIDE R L R R	TRISH STEP

PART B

1	DS RS RS BR/UP L RL RL R	BRANDI STEP
1	DS DS DS RS R L R LR	TRIPLE
2	DS KICK/TURN 1/2 LFT STEP BR/UP L R R L	KARATE TURN

REAPEAT PART B AGAIN

BRIDGE I

2	DS DS RS L R LR	2 DOUBLES

REPEAT PART A,B,B

BRIDGE II

1	DS BR/UP DS RS L R R LR	(TURNING 1/2 LEFT) ROCKING CHAIR
4	TOE/HEEL L	(DONE BACKING UP) TOE HEELS

REAPEAT TO FACE THE FRONT

AFTER BRIDGE II REAPEAT PART B THREE TIMES

ENDING

1	DS	DOUBLE STEP -STEP FORWARD



SKI BUMPUS/Banjo Fantasy II

Record: Same. Wickline Band. Cascade Mountain Records CMR4045
Choreo: Sam Gill,2326 Gurley Dr,Columbus,GA 31904 706 576-4057
Wait: Until "fade in" then begin on 1st beat. **Left Foot Lead**
Sequence: Intro-A-B-C-A-D-A-C-A-B-End

* * * * * * * * * * * * * ** * * * * * *

Introduction

4 &/Stomp-DS-DS-RS (Turn ¼ left on each Stomp) — Stomp Double

4 &/Stomp-DS-DS-RS (Turn ¼ right on each Stomp) — Stomp Double

Part A

DS(ots)-DS(xib)-DS(ots)-DS(xif)-DS(ots)-DS(xib)-DS-RS — Clog Vine
Move Left

DS-RS-RS-RS (Turn ½ Right) — Push Off

DS-Skuff/Click-Hop/Skuff-Click/Hop-Skuff/Click-H(tch)-S — Pryor Click

&1	e	&	a	2	e	&	a	3	&	4
LL	R	BTH	L	R	BTH	L	R	BTH	R	R

Repeat to the Front

Part B

4 DBL/Heel-Toe TCH(xif)/Heel(if)-Toe TCH(xib)/Heel(if)

&	1	&	2	&	3
L	R	R	R	R	R

Ball/Heel-Slide-DS-DS-RS-&/Kick (Turn ¼ left on DBL/Kick) — Fancy Joe

&	4	&5	&6	&7	&	8
R L	R	LL	RR	LR		L

Part C

4 &/Stomp-D(up)/H-D(up)/H-D(up)/H (alternate feet)

&	1	&	2	&	3	&	4

4 &/Stomp-D(up)/H

&	1	&	2

2 DS-RS — Basics

&/S(xib)-&/S(xib)-&/S(xib)-&/S(xib) — Dog Paddle

Part D

4 DS-RS — Basics

8 &/H-&/H

&	1	&	2
	L		R

&/Stomp-D(xif)/H-D(unx)/H-Toe(xif)/Toe(ots)-&/Stomp-DS-DS-RS

&	1	&	2	&	3	&	4	&	5	&6	&7	&8
	L	R	L	R	L	R	R		R	LL	RR	LR

DS-&/Kick(turn ½ left)-RS-&/Kick-DS-DS-DS-RS — Karate Rock/Triple

&1	&	2	&3	&	4

Ending

3 DS-RS — Basics

&/S(ots)-&/S(xif)-&/S(ib)-&/S(ots)

MONEY IN THE BANK

Recorded by: John Anderson
Choreo by: Diane Wells
Intermediate line
Wait 32 beats



Part A:

Marge's Leroy (ds, dbl back, pause, step IB, rock OTS, step OTS, pause, step IB, ds ds rs)
1 rt rt lt rt lt r l rl

Karate turn ½ rt (ds, kick IB, ds, brush up)
r l l rt

Triple (ds ds ds rs)
r l r lr

Repeat all of above

****

Part B:

Rocking chair (ds, brush up, ds rs)
1 rt r lr

Cross & turn ½ l (ds, ds, hop, step XIF & pivot ½l, lift leg)
4 beats 1 r both rt r lt

Repeat all of above

* 2 Triples (ds ds ds rs) alternate footwork
1 r l rl

Scottie (ds, brush XIF, brush OTS, ball, stampIF, stomp turn ½r ds ds rs)
turn ½ r on stomp dbl 1 rt rt both rt r l r lr

6 toe pulls moving forward (ds, slur toe forward) altern ft.
6 beats 1 rt

2 Stomp doubles (stomp, ds ds rs) altern. ft.
moving back 1 r l rl

Basic side rock (ds rs, rock OTS, step, ds XIF)
1 rl rt l rt

Double basic with kick (ds ds rs, kick)
1 r lr l

****

Part C:

2 Step behinds moving lt (ds, step IB)
1 rt



Triple (ds ds ds rs)
l r l rl

Charlston (ds, tch IF, toe heel rs)
r l l l rl

Repeat all of above moving rt, opposite footwork

****

Part D:

Clogover vine moving lt (ds ds ds ds ds ds ds rs)
1 r 1 r 1 r 1 r1

Chain ½rt (ds rs rs rs)
r 1r 1r 1r

Fancy double (ds ds rs rs)
1 r 1r 1r

Repeat all of above to end in front

****

SEQUENCE:

A,B,A,B,C,D,A,B UNTIL AFTER TOE PULLS, THEN REPEAT BEGINNING WITH SCOTTIE & FINISH SEQUENCE...






GUEST
INFORMATION







MISCECLANEOUS CUE SHEETS



ADVERTISERS

WANTED

THE DILLOWS



A.K.A THE POWDER PUFF GANG

WANTED



CALAMITY ANN

WANTED



WRONG WAY PARROTT

HITMAN

ADVANCED LINE DANCE

Cassette Single: "The Hitman" by A.B. Logic, Atlantic Records 4-98506
Choreography: Chip Futrell, P.O. Box 565, Denton, NC 27239 (704)869-3333
Introduction: Wait 16 beats. Start with the left foot.

PART A - 32 BEATS

# TIMES	STEP	DIRECTIONS
1	DT SL DT BA-L BA BA SL HL-L L R L HL-R R L L BA-R & 1 & 2 & 3 & 4	"Hitman"
2	DT BA DT BO TH L L R L R & 1 e& a 2	"Double Touch" Turn 1/4 left.

*REPEAT THIS SEQUENCE THREE MORE TIMES.

PART B - 64 BEATS

2	DS DS DS DT RP TH L R L R L&R L &1 &2 &3 e& a 4	"Triple Replace" Move
1	BA TE BA HL BA TE BA HL BA TE BA HL ST PA BA HL BA HL L R R L L R R L L R R L L L&R L&R R L&R L 1 e & a 2 e & a 3 e & a 4 5,6 & 7 & 8	Turn 1 1/4 left on 5,6.

*REPEAT THIS SEQUENCE THREE MORE TIMES.

PART C - 64 BEATS

4	BA TE BA L R R & a 2	Move diagonally
1	BA BR BO BA BA HL HL BA BA HL HL BA HL ST L R L R L R L R L R L R L L & a 1 e & a 2 e & a 3 & a 4	Turn 360° left on 1,2.
4	DT DT R R e& a1	Double doubles
2	DS RS L RL &1 &2	"Single Basics"

*REPEAT THIS SEQUENCE THREE MORE TIMES.

BREAK - 16 BEATS

2	BO HL-R BO HL-L BO HL-R BO HL-L L&R BA-L L&R BA-R L&R BA-L L&R BA-R & 1 & 2 & 3 & 4	"Bounce"

4	DR ST L L & 1	"Runs"
1	(xLif) BA BA PA PA L&R L&R L&R L&R 1 2 3 4	"Jump & Turn" Turn 360° right on 3, clap on 4.

SEQUENCE

A, B, A, C, A, BREAK, B, A, C, A, A

ABBREVIATIONS

DT: double toe, BA: ball, BO: bounce, TH: touch, ST: step, HL: heel, DS: double step, RS: rock step, BR: brush, SL: slide, TE: toe, FP: roll, TP: tap, CK: click, (xif): cross in front, (unx): uncross,



YIPPY TI YI YO
By: Ronnie McDowell
Cassette Single
4KM-76908

INTERMEDIATE LINE
Choreo: Eddie White
Rt. 1 Box 403-K
Pinnacle, NC 27043
(919) 368-4175

Wait 8 beats
start on left foot

A
1-Fancy Vine-DS,Double cross,S,S,S,S
L R L R L R L R
1-Triple Basic-DS,DS,DS,RS
L R L RL
1-Fancy Kick-DS,Kick,RS,Kick
R L RL R
1-Fancy Double-DS,DS,RS,RS (turn½ facing back)
L R LR LR
(Repeat to face front)

Bridge
1-Swisher-Double-out-in,out-in,out-in,out-in,lift
L BOTH BOTH BOTH BOTH L

B
2-Kicker-DS,Kick-Kick-Kick-Kick
L R (Kick-Bend)
1-DS,Double Bounce (pause),Bounce-Bounce,lift (moving left)
L R(XIF) BOTH BOTH BOTH R
1-Triple Basic-DS,DS,DS,RS (moving forward)
R L R LR

C
1-Samantha-S,S(cross),S,S,RS
L R L R LR
3-Stomp Double-up-Stomp-D-up,DS,RS,Stomp-D-up,DS,RS,Stomp-D-up,DS,RS
(turn 360° left) L R R LR L R R LR L R R LR
2-Triple Lifts-DS,DS,DS,lift (forward then back)
L R L R

D
1-DC Step-DS,Double-cross,Double-out,RS,Double-cross,Double back,RS,RS
L R L RL R R RL RL
1-Triple Basic-DS,DS,DS,RS (turn½ right)
R L R LR

E
2-Kickers,1-Double Bounce,1-Triple Basic

F
3-Wendy Steps-DS,Kick(XIF),S,RS (moving left)
L R R LR
1-Fancy Double-DS,DS,RS,RS (turn ½ left)
L R LR LR
(Repeat to face front)



(YIPPY TI YI YO CONTINUED)

2-Triple Lifts-DS,DS,DS,lift (forward then back) (on opposite foot)
L R L R

Ending
½ Vine-DS,Double-cross,DS,Double-back
L R L R
1-Syncapation-Stomp,DS,S,DS,Slide (¼ left)
L(turn)R L R R
(Repeat 3 more times)

SEQUENCE: A,BRIDGE,B,C,A,BRIDGE,B,C,D,E,F,ENDING





*** KEEP SMILING ***



HONKY TONK WALKIN' TEXAS LINE DANCE

RECORD: HONKY TONK WALKIN' by THE KENTUCKY HEADHUNTERS, MERCURY # 864 808-4

CHOREO: RONNIE DOGGETT, MOBILE, ALABAMA

INTRO: WAIT 32 BEATS BEGIN WITH BUTTERFLY

****

BUTTERFLY: HEELS OUT IN OUT IN
LR LR LR LR

TOUCHES: H(TCH)(OTS) TCH(XIF) H(TCH)(OTS) STEP
R R R R

REPEAT: BUTTERFLY AS ABOVE; BUT DO THE TOUCHES WITH A LEFT FOOT LEAD.

COWBOY SWIVEL: BALL/HEEL(TURN ¼ RIGHT) DOWN(TO FRONT)
L R LR

HEEL/BALL(TURN ¼ LEFT) DOWN(TO FRONT)
L R LR

REPEAT: COWBOY SWIVEL AS WRITTEN.

STEP SKUFFS: STEP SKUFF STEP SKUFF STEP SKUFF STEP SKUFF
L R R L L R R L
(MOVING FORWARD)

STEP TOUCH: STEP TCH(BS) STEP TCH(BS) STEP TCH(BS)
L R R L L R

STEP TCH(BS) (BACKING UP)
R L

WIERD VINE: S S(XIB) S(OTS) S(XIF) S(OTS) S(XIB)
L R L R L R

S(OTS) STAMP
L R

REPEAT: WIERD VINE WITH A RIGHT FOOT LEAD





HONKY TONK WALKIN'

****

CHA CHA	STEP L	ROCK R	STEP L	&	STEP(F) R	STEP(B) L	
	STEP R	ROCK L	STEP R	&	STEP(B) L	STEP(F) R	
CHA CHA BASKETBALL	STEP L	ROCK R	STEP L	&	STEP(TURN ½ LEFT) R		STEP L
	STEP(TURN ¼ LEFT) R			STEP L	STOMP R	CLAP	

REPEAT DANCE UNTIL THE MUSIC ENDS.



" BLAME IT ON YOUR HEART "

PATTY LOVELESS
CASSETTE SINGLE-EPIC 34T74906
CHOREO: THE DILLOWS-J'VILLE CLOGGERS, JAX.,FL (904)724-9473
WAIT: 32 BEATS SEQUENCE:A,B,A,B,C,A,B,BRIDGE, C,A,B,B

BEATS PART A

48 DS H(ROCK FORWARD)STEP DS RS DS DS DS RS
L R L R LR L R L RL

DS RS RS RS(TURN 1/2R)DS DS RS RS
R LR LR LR L R LR LR

REPEAT ABOVE TO FACE FRONT

DS ROCK(XIF)STEP ROCK(OTS)STEP ROCK(XIB)STEP DS SLUR DS DS (MOVING RIGHT)
L R L R L R L R L R L

REPEAT MOVING LEFT

32 PART B

DBL(TWIST L)BALL(TWIST R)BALL(TWIST L)BALL RS
L RL RL RL RL

DS BALL(IB)BALL(OTS)BALL(OTS)BALL(XIB)BALL(IF)STEP "JOEY"
R L R L R L R

DS DBL-OUT(TURN 1/4 L)RS(TURN 1/4 L)BALL-SLIDE(MOVING FORWARD)DS DS RS RS
L R RL R L R LR LR

REPEAT ABOVE TO FACE FRONT

32 PART C

HOP BALL(XIB)BALL(OTS)H (TURN 1/4 R)
L R L R

REPEAT:END FACING 1/4 L

BALL HEEL-FLAP STEP(PULL FORWARD)DS RS DS DS DS RS (TURN 1/2 L)
L R L R LR L R L RL

DS RS DS RS(TURN 1/4 L TO FACE FRONT)
R LR L RL

REPEAT OPPOSITE FOOTWORK

64 BRIDGE

DS DS DS DS DS DS DS RS(CLOG OVER VINE:END FACING 1/4 L)
L R L R L R L RL

DBL OUT-IN UP DBL OUT-IN UP "POT HOLES"
R L&R L L R&L R

DS DS DS RS "TRIPLE"
R L R LR

REPEAT ABOVE 3 MORE TIMES TO CREATE BOX



SEMINOLE WIND

45 single record

Recorded by: John Anderson
Choreo by: Diane Wells



Intermediate + line

INTRO:

During slow music....back to audience, head bowed, turn ½ lt, rt. ft. XIF,pivot to front, as fiddle music begins. Head still down...At beginning of fast music, head snaps up,wait 32

****

Part A:

The Seminole (ds, brush XIF, brush OTS, rs, toe slide, ds ds rs)
turn ½ l on 1 rt rt rl rt 1 r lr
rs toe slide

2 stomp doubles (stomp, ds ds rs) alternate ft.
1 r 1 rl

Cross brush with heel tch (ds, brush XIF, brush OTS,ball,heel tch,stomp,ds ds rs)
1 rt rt both both r 1 r lr
weight on heels

4 kicks 360° l (ds, brush up) altern ft.
1 rt

Repeat all of above to end in front

****

Part B:

Osceola (ds, dbl toe tch XIF,hop & toe tch XIF,ds rs, ds ds rs)
(Popcorn) 1 r rt lt rt r lr 1 r lr

2 rocking chairs turn ½ l (ds brush up, ds rs)
1 rt r lr

2 Joeys (dbl ball OTS, ball IB, ball OTS, ball OTS, ball IB, ball OTS, step) altern ft.
lt rt lt rt lt rt lt

2 fancy doubles (ds ds rs rs)
1 r lr lr

Repeat all of above to end in front

****

Part C:

Clogover vine moving lt (ds ds ds ds ds ds ds rs)
1 r 1 r 1 r 1 rl

2 Donkey touches (ds, tch toe IF, tch toe OTS, tch toe IB) altern ft.
r lt lt lt

* Repeat above moving rt, opposite ft.

****

ENDING:

Slow music begins, bow head, wait until piano music, turn ½ rt to bk,lt ft XIF,pivot,head bowed. On last beat of music, pivot lt, rt ft step,head up, hands in front of face, fingers apart...

****

SEQUENCE: INTRO,A,B,C,A,B,C,1st HALF OF C,ENDING

IN HONOR OF THE SEMINOLE PEOPLE.....

STOMPERS

The Name in Clogging Shoes

Made for Dancers by Dancers

Full leather upper with full cushion insole

Insole board and outsole designed for excellent sound qualities and tap attachment

Kid Stomper for the youngset	12-3
Ms. Stomper for the female gender	4-10
Mr. Stomper for the males	2-13

Manufactured in Manila, Arkansas by JE Enterprises

Check with your local dealer or contact:
DANCEWEAR, U.S.A.
P.O. Box 1075
Manila, AR 72442
(501) 561-3375



Join Us In Beautiful Daytona Beach, Florida

"The World's Most Famous Beach"



FUN FUN

HOWARD JOHNSON

RIGHT ON THE BEACH

Featuring:

TANDY BARRETT & SCOTTY BILZ & OTHERS

FROM THE Possum Trot Work Shop Staff

DANCE DANCE

FEBRUARY 25 & 26, 1994

Friday - 7:30 P.M. **Saturday - 10 A.M. - 3 P.M.; 7P.M.**

All Sessions Casual Dress

Host Motel: Howard Johnson with underground parking

600 North Atlantic Avenue, Daytona Beach, Florida 32118

FOR RESERVATIONS CALL: 1-800-767-4471 Out of State;

(904) 255-4471 In State

$45 • 1 - 4 Persons

FUN FUN

MAKE RESERVATIONS EARLY TO ENSURE YOU A ROOM WHERE YOU DANCE.

PRE-REGISTRATION DEADLINE - February 5, 1994

(All tickets will be held for pickup at the door)

Pre-registration		**At the Door**
Adults	$20.00	$22.00
Children under 12 years	$18.00	$20.00
Spectators	$6.00	$8.00

NAME: _____

ADDRESS: _____

CLUB AFFILIATION: _____

ADULTS_____ UNDER 12 YRS. _____

SPECTATORS _____

Make Checks Payable To: Beverly Dionne • P.O. Box 238003 Allandale, Florida 32123

The JACKSONVILLE MARRIOTT

Is pleased to be the
Host Hotel for the
14TH ANNUAL JACKSONVILLE CLOGGING JAMBOREE

Room Rate: $46.00

256 Guest Rooms
Outdoor Pool & Heated Indoor Pool
Whirlpool, Sauna and Exercise Room

Banyans

Features Breakfast, Luncheon Buffets
Plus Complete Menu Selections

Beau's

High energy entertainment
Late Night Dancing

Conveniently Located off I-95 and Butler Blvd.
4670 Salisbury Road, Jacksonville, FL 32256 (904)296-2222

JACKSONVILLE Marriott®

SQUARE FAIR SHOP

1560 Grove Park Boulevard
(Corner of Beach & Grove Park)
Jacksonville, Florida 32216
Phone: 642-4222

WELCOME TO THE

JACKSONVILLE CLOGGING JAMBOREE

Drop in for any of your
Western or Clogging needs.



Hours:
Tues- Sat 10-5
Thurs 10-7
Closed Sun and Mon

MasterCard

VISA



GCLA



CLOGGING WORKSHOP

NOVEMBER 13, 1993

9:00 AM - 5:00 PM

WEST LAURENS MIDDLE SCHOOL, DUBLIN, GA

(LOCATED AT I-16 & HWY 441)

HOST CLUB: "KOUNTRY KICKIN' CLOGGERS"

HOST HOTEL: HOLIDAY INN (I-16 AND HWY 441)

$30.00 + tax (QUAD)

FOR RESERVATIONS CALL (912) 272-7862

7 PM - UNTIL EXHIBITIONS

MINI COMPETITION

TROPHIES TO BE AWARDED TO

1st, 2nd, & 3rd PLACES!

FOR MORE INFORMATION CALL:

HELEN RUIS (912) 557-6970

YA'LL COME!







FOR ALL YOUR PRINTING NEEDS...

Newsletters - Booklets - Programs
Business Forms - Business Cards - Letterheads
Envelopes - Wedding Invitations - Copies

CHAMPION PRINTING

Conveniently Located in the Southside Estates Shopping Center
on Beach Blvd. 2 Blocks East of The Southside Boulevard Overpass

CONVENIENT HOURS
9:00 am - 6:00 pm daily

PHONE (904) 642-4372 **FAX (904) 642-3429**

the party corner

PARTY/WEDDING RENTALS

- Candelabras
- Archways/Trellises/ Gazebos
- Champagne Fountains
- Silver/China
- Tables/Chairs/Tents
- Invitations/Cake Tops
- Guest Books/Plume Pens
- And MUCH, MUCH more!

8819 Arlington Expressway (near Regency) 725-0546

Party Division of

RENT ALL

20% Off Invitations With This Ad

134

"EVERYTHING FOR RENT" MON — SAT 8-5:30

"CELEBRATING OUR 37TH ANNIVERSARY"

RENT ALL

Equipment Sales, Inc.





HOME OF THE FLAGMAN!

725-0544

8819 Arl. Expressway Between Regency Square And The Expressway Mall

R6507









1 TO 1 BANKING

PERSONAL, FRIENDLY, BETTER

American Bank

Your One-To-One Neighborhood Bank in Jacksonville and Orange Park
Member F.D.I.C.

American National Bank

Indian River Cloggers
8th Annual
POW WOW
'94



When: April 15, 16, 1994

Location: Kiwanis Island,
Merritt Island . FL

Workshop:

Friday: 7:00 PM to 11:00 PM
(Evening Workshop)

Saturday: 9:00 am to 5:00 PM and
7:00 PM to 10:00 PM

FCC MEMBERS ($2.00 discount)



Instructors: Diane Allen, Marge Callahan, Claudia Collier (Ga.),
Jamie Conn, Tony Dillow, Greg Dionne, Debra White

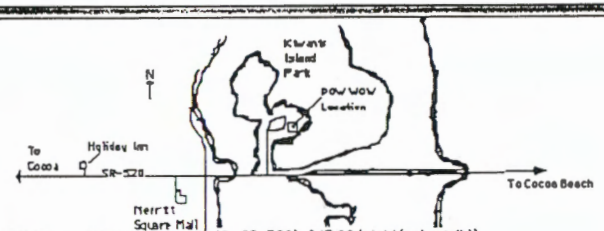

Motel : Holiday Inn, Merritt Island, Fl. (On SR-520), $45.00/night(sgl. or dbl)
(1-407-452-7711, Mention you are Cloggers)

Pre-Registration Deadline: April 11, 1994

Donation: $12.00 Per Dancer in Advance, $14.00 Per Dancer at the door
Children 12 and under $5.00 in Advance, $7.00 at the door / Spectators $2.00
FCC MEMBERS ($2.00 discount)

Mail Pre-Registration To: Indian River Cloggers Inc.
P.O. Box 541784, Merritt Island, Fl. 32954-1784

For information call: (Sandy) 631-5104 or (Bob) 452-6757

TENNI SPARKLES™



TENNI-SPARKLES™ are a highly polished engravable solid brass name plate that fits through the laces of any shoe.

TENNI SPARKLES™ personalize, identify and add a touch of class to your shoes.

Excellent gifts for Birthdays, Holidays, Best Friends and Lovers.

Your feet sparkle while you dance, exercise, run or walk.

WARNING: Tenni Sparkles can be catching.

MAIL ORDER FORM FOR

CUSTOM ENGRAVING

ENCLOSE

$5.00 PER PAIR + $0.50 FOR SHIPPING & HANDLING.

MAIL TO:

TENNI SPARKLES™

P.O. BOX 520276, LONGWOOD, FL 32752

(407) 339-3288

NAME:_____
ADDRESS:_____
CITY:_____STATE_____ZIP_____
Shoe #1_____ ___ ___ ___ ___ ___ ___ ___ ___
Shoe #2_____ ___ ___ ___ ___ ___ ___ ___ ___

Marketed by Lorence Enterprises - Exhibitors for Conventions/Workshops

Everyone needs a PAAL.



PAAL and Sports PAAL with door clip.

There's nothing like having a PAAL to protect you at all times. This Personal Attack Alarm from Quorum will blast an ear-piercing 103dB (minimum) if you simply pull the pin. And according to police, a loud noise is usually the best deterrent against crime. • Choose either the standard or sports model. Then carry it with you wherever you go. To school, the mall, the park, even for a walk around the block. The PAAL will let out a cry for help whenever you need it. And only Quorum products give you that kind of technology and security. **Quorum™ Securing Life™**

. . . . . *Contact your Quorum Independent Distributor.* . . . . . .

BETTY RAYNOR
Marketing Representative
904-350-1629

Visit Betty in our vendor area.

HILTON **HILTON AUDIO PRODUCTS, INC.**

PREMIUM QUALITY PORTABLE SOUND SYSTEMS

AMPLIFIERS WITH VARIABLE SPEED TURNTABLE OR CASSETTE PLAYER
SPEAKERS – MICROPHONES – SPEAKER STANDS
WIRELESS MICROPHONE SYSTEMS

CALL OR WRITE FOR ILLUSTRATED BROCHURE PACKAGE

1033–E Shary Circle • Concord, CA 94518
Phone: 510-682-8390 • FAX: 510-682-8497

FLORIDA BAR BOARD CERTIFIED
ESTATE PLANNING AND PROBATE

(904) 296-1100
FAX (904) 296-1200

JEAN C. COKER
ATTORNEY AT LAW

SUITE 160, BARNETT PLAZA
6622 SOUTHPOINT DRIVE SOUTH
JACKSONVILLE, FLORIDA 32216

FIFTEENTH ANNUAL

OCTOBER 7 & 8, 1994
FRI - 1 PM - 11 PM
SAT - 9AM - 11PM

CIVIC AUDITORIUM
300 West Water Street
Jacksonville, Florida

GUEST INSTRUCTORS
Look for Future Announcements!



BEGINNER - INTERMEDIATE - ADVANCED WORKSHOPS
SYLLABUS - EXHIBITIONS - RECORDS - VENDORS
SHOW "BROADWAY IN REVIEW"

VIDEO CAMERAS

Videos will be permitted. You must have a dancer ribbon to take videos during workshops.
NO TRIPODS! NO PLUG-INS!

PRESENTATION OF PLAQUES

GROUP EXHIBITIONING TRAVELING LONGEST DISTANCE
INDIVIDUAL CLOGGER TRAVELING LONGEST DISTANCE
LARGEST EXHIBITIONING GROUP
YOUNGEST EXHIBITIONING CLOGGER
OLDEST CLOGGER

FOR MORE INFORMATION

All tickets will be held at the door. All instructors wishing to exhibition or teach must submit a written request in advance to Sally Thompson, 1560 Grove Park Blvd., Jacksonville, FL 32216. For other information phone (904)-642-4222.

Perry's Place CLOGGING

Country-Western

RECORDS & SUPPLIES

DANCE AND MEETING HALL

Shipping Anywhere—Anytime

VARIABLE SPEED PHONO AMPLIFIERS
CUSTOM RECORD & CASSETTE CASES
SPEAKERS • MICROPHONES • NEEDLES
RECORD SLEEVES & INDEX CARDS
KEY CHAINS & BUCKLES
TAPS • SHOE ANVILS
SING-A-LONG TAPES
BOOKS • SYLLABUS
BUMPER STICKERS
DIPLOMAS
ETC.

ORDERS ONLY 800/882-3262
or 813/531-6622

FAX #
813'/ 535-0406

Perry's Place
12505 Starkey Road, Ste. J
Largo, FL 34643

CALL OR SEND FOR INFORMATION
813/535-0254

PROMPT COURTEOUS MAIL ORDER SERVICE
OVER 80,000 RECORDS IN STOCK FOR CLOGGING, SQUARES, ETC.
MANY HARD-TO-GET AVAILABLE • FREE SERACH AVAILABLE

FOOT STOMPIN' • HAND CLAPPIN'

Perry's HOOTIN & HOLLERIN Place

COUNTRY WESTERN/CLOGGING

Lively Family Style
Dance & Instruction
Hall Available For Special Events