PRICE
$3.00

12th Annual
U.S. Clogging Workshop
March 20-21, 1992

adam's mark.
indianapolis
2544 Executive Drive
Indianapolis, Indiana 46241
(317) 248-2481

Fri. March 20
1:00 - 10:00 PM

Sat. March 21
9:00 AM - 10:00 PM



Bill & Peg McLerran
R.R. 2, Box 216
Solsberry, IN 47459
(812) 825-4072

WEEK-END
PRE-REGISTRATION - $20.00
AT THE DOOR - $25.00
SATURDAY ONLY - $15.00
SPECTATORS DAILY - $ 5.00

U.S. CLOGGING
CHAMPIONSHIP
JULY 11, 1992
BLOOMINGTON, IN

Instructors

Jeff Driggs
Tandy Barrett
Lori McLerran
Beth McLerran
Scott Dobson
Naomi Fleetwood
Peg McLerran
Darl Moreland
Pat Skinner Boshe

COUNTRY STYLE TWO STEP AND BALLROOM DANCING

12th ANNUAL U.S. CLOGGING WORKSHOP - MARCH 20,21, 1992

HALL OF CHAMPIONS WILL BE DIVIDED INTO THREE DANCE AREAS FOR WORKSHOPS. THE AREAS WILL BE REFERRED TO AS HC 1, HC 2, HC 3, AND SM R.

Friday, March 20

1:00 PM - HC 1 - Check In

2:00 PM - HC 2 - Easy Fun - Peg McLerran, Darl Moreland
Beth McLerran, Lori McLerran
Scott Dobson, Naomi Fleetwood

5:30 PM - Dinner break

7:30 - 10:00 PM - HC 2 - Open Dancing and Instruction

12th ANNUAL U.S. CLOGGING WORKSHOP - MARCH 20,21, 1992

Saturday, March 21

9:00 AM - HC 1 - Check In

9:30 AM - HC 1 - Naomi Fleetwood - RESCUE ME - Easy
- HC 2 - Darl Moreland - JEALOUS BONE - Intmed
- HC 3 - Scott Dobson - VIBEOLOGY - Intmed plus
- SM R -

10:30 AM - HC 1 - Pat Boshe - WASTED ON THE WAY - Easy
- HC 2 - Lori & Beth McLerran - Two Stepping
- HC 3 - Darl Moreland - BLACK OR WHITE - Intmed
- SM R - Jeff Driggs - How To Teach Freestyling

11:30 AM - HC 1 - Tandy Barrett - OH HEART OF MINE _ Easy
-HC 2 - Naomi Fleetwood - NEXT THING SMOKIN - Intmed
- HC 3 - Jeff Driggs - LET'S GIVE' EM SOMETHING TO TALK ABOUT - Advanced
- SM R - Pat Boshe - Choosing Costumes For Your Teams

12:30 PM - Lunch Break

1:30 PM - HC 1 - Lori & Beth McLerran - Country Western Dances
- HC 2 - Pat Boshe - SARO JANE - Intmed
- HC 3 - Tandy Barrett - THAT'S WHAT I LIKE ABOUT YOU
- SM R - Naomi Fleetwood - Importance of Newsletters

2:30 PM - HC 1 - Tandy Barrett - AGAINST THE GRAIN - Easy
- HC 2 - Scott & Dena Dobson - REMEMBER THE TIME - Duet
- HC 3 - Jeff Driggs - ON THE HOUSE TIP - Intmed
- SM R - Darl Moreland - 2 & 4 cpl Movements for Your Exhibition Team

3:30 PM - HC 1 - Scott Dobson - JUSTIFIED & ANCIENT - Easy
- HC 2 - Darl Moreland - HEART TO HEART - Intmed
- HC 3 - Pat Boshe - BLUE NIGHT - Intmed Plus
- SM R - Tandy Barrett - Staging and Production - How To Dress Up Your Performances

4:30 PM - HC 1 - Jeff Driggs - SWEET LITTLE SHOE - Easy Intmed
- HC 2 - Naomi Fleetwood - HILLBILLY BLUES - Intmed
- HC 3 - Darl Moreland - ALL 4 LOVE - Intmed
- SM R - Peg, Lori, Beth, Scott, Dena -
"Keeping It All Together" (Can WE Talk)
Take your shoes off, set back, we are going to have fun

5:30 PM - Dinner Break

7:30 - 10:00 PM - HC 1 - Open Dancing, Reviews, Exhibitions and FUN, FUN, FUN

STEVENS



. . . THE NAME IN CLOGGING!



BUCK TAPS®

VIDEOS by:

- ☆ Tandy Barrett
- ☆ Jay Dumcum
- ☆ Naomi Fleetwood
- ☆ Orvie Haun
- ☆ Paula Trask-Heskett
- ☆ Darl Moreland

PLUS:

SHOES • GIFTS • RECORDS

FAX YOUR ORDER
ANYTIME
1 (412) 662 - 2050

Call for free catalog!

STEVENS WORLDWIDE, INC.
P.O. Box 112
Mercer, PA 16137

CALL TOLL FREE
1-800-722-8040 USA
1-800-544-7824 CANADA

Dancers, Family and Friends of the "PRIDE AND JOY CLOGGERS"

will sail the Eastern Caribbean on *CARNIVAL CRUISE LINE'S FUNSHIP, "THE CELEBRATION"*

(OVER 47,000 TONS OF FUN FOR 7 DAYS!)

SATURDAY NOVEMBER 7, THRU NOVEMBER 14, 1992.

ITINERARY:

DAY	PORT	ARRIVE	DEPART
Sat.	Miami		4:00 P.M.
Sun.	At Sea		
Mon.	San Juan	6:00 P.M.	
Tue.	San Juan		2:00 A.M.
Tue.	St. Thomas	8:00 A.M.	5:30 P.M.
Wed.	St. Maarten	7:00 A.M.	5:00 P.M.
Thur.	At Sea		
Fri.	At Sea		
Sat.	Miami	8:00 A.M.	

CALL TOLL-FREE NOW AND TAKE ADVANTAGE OF A 32% GROUP DISCOUNT



from **$992.92**

per person

(Based on double occupancy with air including port charges and taxes. Rate may vary with air departure city. Quad occupancy by request, and at even a lower rate per person.)

Top Notch Travel & Tan
18279-G Minnetonka Blvd
Minneapolis MN 55391
(800) 933-7348
FAX: (612) 476-8213
Attn: Lori "Mic" McLerran
Office Manager

PEG

SOME KIND OF TROUBLE

Music: Tanya Tucker
Line: Easy-Easy-Fun
Choreo: Peg McLerran
RR 2, Box 216
Solsberry, IN 47459
(812) 825-4072

Wait 16 Beats

Vine Left

1 2 3 4 1
L-step, R-behind, L step and turn L 1/2, R-brush, and step,

2 3 4
L-behind, R-step, L-touch toe (clap hands)

Forward (angle to the left)

1 2 3 4
L-step, R-close, L-step, R-touch, (hands behind back)

Repeat (angle to the right)

1 2 3 4
R-step, L-close, R-step, L-touch

Repeat throughout the music.

IF YOUR HEART AIN'T BUSY TONIGHT

Music: Tanya Tucker
Line: Easy-Easy-Fun

Wait 8 Beats

Part: A ("A" - 12 beats, A - 16 beats)

Sequence: "A"-A-B-A-B-B-A-"A"-A-B-B-"A"-A-B-A-A

1 - Triple RS Forward	DS,DS, DS, RS
1 - Triple RS BAck	
4 - Step & Touch	L-toe-step forward, R-touch, L-H, R-toe step back, L-touch, R-H

Part: B (16 beats)

1 - Karate Kick	L-DS, R-kick (turn 1/2) R-DS, L-kick
2 - Basics	DSRS
2 - Charleston	L-DS, R-T, L-H, R-T-H, L-T, R-H

FISHERS HORNPIPE

Music: David Schnaufer
Line: Intermed
Choreo: Peg McLerran
RR 2, Box 216
Solsberry, IN 47459
(812) 825-4072

Wait 8 beats: Sequence: A-B, A-B, A-B, A-B

Part: A (32 beats)

(A Simplified Irish Jig Sequence)

Hop on ball of R foot, touch L toe out to the side, hop again on R, (xif) and touch L, hop R, step L (repeat with hop on left)

Hop R, touch L in front, Hop L, touch R in front, (repeat)

Stomp R, double step L, double step R, rock step L

Repeat sequence.

Part: B (32 beats)

2 - Vine-Gallop	L-step, R-close, L-step, R-close, L-step, R-touch heel twice (clap twice) (repeat to the R)
4 - Basics	DSRS, turn L 1/4 on 3rd basic (repeat above footwork to face back)

YOU CAN DEPEND ON ME

Music: By Restless Heart
Line: Easy Intermed.
Choreo: Peg McLerran
RR 2, Box 216
Solsberry, IN 47459
(812) 825-4072

Wait 8 beats: Sequence: A-"B"-A-C-A-B-C-A-Ending

Part: A (32 beats)

1 - DS-Brush-Slide	L-DS, R-brush-L-Slide (turn L 1/4)
1 - Basic	DSRS
2 - Double Out-In Up	L-DT-heels out, heels in, R-lift knee, L-H

(Repeat above footwork 3 times to make a square)

Part: B (34 beats 1st time, 32 beats 2nd time)

4 - Basic	DSRS
1 - 1/2 Chain-Push Off	L-DS, R-toe, L-H, R-toe, L-H, R-toe, L-H, (turn L 1/4) push off to right
4 - Basic	
1 - 1/2 Chain-Push Off	

(Part "B" first time add 2 push offs)

Part: C (20 beats)

6 - DS and Kick	L-DS, R-kick (and clap)
2 - Triple RS	DS,DS,DS,RS (backing up)

Ending: (22 beats)

4 - DS and kick

Hold 6 beats (snap fingers)

2 - Triple RS (backing up)

ENDLESS HIGHWAY

Music: Alison Krauss
Line: Easy Intermed.
Choreo: Peg McLerran
RR 2 Box 216
Solsberry, IN 47459
(812) 825-4072

Wait 16 beats: Sequence: A-B-A-A-B-A-B-Ending

Part: A (32 beats)

2 - DS kick, RS, RS	L-DS, R-kick, L-H, R-RS, RS
2 - Twisties	L-DS, (twist L-R), R-H, L-lift leg
2 - Basics	DSRS (turn L 1/4)
	(Repeat above to face back)

Part: B (32 beats)

1 - Triple kick	DS, DS, DS, kick (forward)
1 - Triple RS	DS, DS, DS, RS (backing up)
2 - Charlestons	L-DS, R-T, L-H, R-T H, L-T, R-H
	(Repeat above footwork)

Ending: (8 beats)

2 - Stomp double up	L-stomp, R-DT-lift leg, L-H
2 - Basics	DSRS

DOWN AT THE TWIST AND SHOUT

Music: Mary-Chapin Carpenter
Line: Easy
Choreo: Peg McLerran
RR 2, Box 216
Solsberry, IN 47459
(812) 825-4072

Wait 16 beats: Sequence: A-B-A&1/2-B-A&1/2-B-A-B (ending)

Part: A (32 beats)

2 - Vine-Gallop	L-step, R-close, L-step, R-close, L-step R-touch heel twice (clap twice) (Repeat to the R)
2 - Triple Kicks	DS, DS, DS, Kick, (once forward, once backward)
	(Repeat above footwork once for (A) and twice for (A&1/2)

Part: B (32 beats)

2 - Basics	DSRS
1 - DS Heel Touch	L-DS, R-touch H, L-H, R-(xif) touch H, L-H, R-(xif) touch H, L-H
	Repeat above footwork, starting with R
2 - DS and Kick	L-DS, R-kick, (turn L 1/4), R-DS, L-kick
2 - Basics	DSRS,
	Repeat above footwork to face back

Ending - Cross right foot in front of left, hold arms out to side with palms up, lean head back, then drop head and bow.

COUNTRY-WESTERN STROLL

Interm: Couples Dance
Music: Suggest San Antonio Stroll
By: Tanya Tucker
Choreo: Peg & Lori McLerran
RR 2, Box 216
Solsberry, IN 47459
(812) 825-4072

32 beats = one sequence

Starting position: Couple facing in swing formation.

Boys part - (girls are opposite)

	L	R	L
	Step	Close	Step
8			
Beats	(Kick thru with R)		

	R	L	R
	Step	Close	Step

	L - Forward	
Box	R - Side	
Step	Put weight on L	
8	R - Backward	
Beats	L - Side	
	Put weight on R	

JOIN HANDS, FACING

	L - Step	
8	R - Kick	(in left direction)
Beats	R - Step	
	L - Kick	(in right direction)
	L, R, L, R,	(Turn left all the way around - 4 beats)

	R - Step	
8	L - Kick	(in right direction)
Beats	L - Step	
	R - Kick	(in left direction)
	R, L, R, L,	(Turn right all the way around - 4 beats)

REPEAT

LORI

LORI MCLERRAN

COUNTRY WESTERN DANCES

PARTNERSHIP DANCES:
GENTS - BEGIN WITH LEFT FOOT
LADIES - BEGIN WITH RIGHT FOOT

POSITIONING:
CLOSED POSITION/OPEN POSITION/PROMENADE

MANEUVERS:
FWD LOD, BWD LOD, UNDERARM TURNS, CUDDLE, WINDOW, RAINBOW...

DANCE	COUNT	BEATS...
TWO-STEP	SLOW SLOW, QUICK QUICK (SSQQ)	6
THREE-STEP	1&2, 3&4	4
DOUBLE TWO-STEP	1&2, 3&4, QQ	6
MEXICAN ONE STEP	QQ	2
COUNTRY WALTZ	1-2-3, 1-2-3 (ACCENT ON FIRST COUNT)	3
1X SWING	SSQQ	6
3X SWING	1&2, 3&4, QQ	6
Hitch-kick:	1&2, 3&4, 5&6	6

WORKSHOP NOTES:

LORI MCLERRAN

COTTON-EYED JOE

PARTNERSHIP DANCE:
GENTS AND LADIES- BEGIN WITH LEFT FOOT FACING LOD.

STARTING POSITION:
PROMENADE
32 COUNTS TOTAL.

16 BEATS:
STOMP WITH L HEEL, KICK-L, SRS (L-R-L) GOING BWD
STOMP WITH R HEEL, KICK-R, SRS (R-L-R) GOING BWD
REPEAT ONCE.

8 BEATS: (WHILE DOING STEPS BELOW, PARTNERS REMAIN IN PROMENADE POSITION AND TURN 360 DEGREES TO LEFT, MAN NEARLY PIVOTING, WHILE DOING STEPS BELOW)

SRS (L-R-L), SRS (R-L-R), SRS (L-R-L), SRS (R-L-R). (OR 4 BASIC CLOG STEPS).

8 BEATS: (WHILE DOING STEPS BELOW, DO A "HALF MOON", BOY GO BWD, GIRL GO FWD. MEET NEW PARTNER, JOIN IN PROMENADE POSITION.)

SRS (L-R-L), SRS (R-L-R), SRS (L-R-L), SRS (R-L-R). (OR 4 BASIC CLOG STEPS).

SCHOTTISCHE

POSITION: INDIVIDUAL OR PARTNERSHIP DANCE SIDE BY SIDE WITH ONE HAND HOLD. ALL BEGIN ON LEFT FOOT. FACE LOD.
16 COUNTS TOTAL.

8 BEATS:
SIDE-L, XIB-R, SIDE-L, HOP-L WITH R FOOT IN AIR
SIDE-R, XIB-L, SIDE-R, HOP-R WITH L FOOT IN AIR

8 BEATS:
STEP-L, HOP-L WITH R FOOT IN AIR
STEP-R, HOP-R WITH L FOOT IN AIR
STEP-L, HOP-L WITH R FOOT IN AIR
STEP-R, HOP-R WITH L FOOT IN AIR

LORI MCLERRAN

SOUTHSIDE SHUFFLE

WITH CROSSROADS VARIATION

STARTING POSITION: TWO LINES FACING EACH OTHER, BOY GIRL BOY GIRL, WITH A STAGGERED LINE NOT DIRECTLY ACROSS FROM OPPOSITE PERSON.

12 BEATS:
2 FANS: (WITH RIGHT HEEL PIVOTING IN PLACE, TAP RIGHT FOOT ONCE TO RIGHT SIDE, ONCE IN FRONT, REPEAT)

R FOOT FWD WITH 2 HEEL TAPS
R FOOT BWD WITH 2 END-TOE TAPS

R FOOT FWD WITH 1 HEEL TAP
R FOOT BWD WITH 1 END-TOE TAP
R FOOT TO RIGHT SIDE WITH 1 TOE TAP
R FOOT XIB TO MEET LEFT HAND SLAP

8 BEATS:
VINE TO THE R (STEP BEHIND STEP, BRUSH WITH L HEEL BACK TO L DIRECTION)
VINE TO THE L (STEP BEHIND STEP, BRUSH WITH R AND TURN 1/4 TURN TO FACE LEFT WALL)

12 BEATS:
"CROSSROADS":
VINE TO THE R (SAME AS BEFORE, BUT LINES CROSSING THRU EACH OTHER)
VINE TO THE L (" " ")
VINE TO THE R (ONE LAST TIME)

4 BEATS:
TURN 3/4 TO R TO FACE OPPOSITE LINE AGAIN BY WAY OF 3 STEPS AND A 4TH STEP IN PLACE.

REPEAT 'TIL END OF CHOSEN SONG.

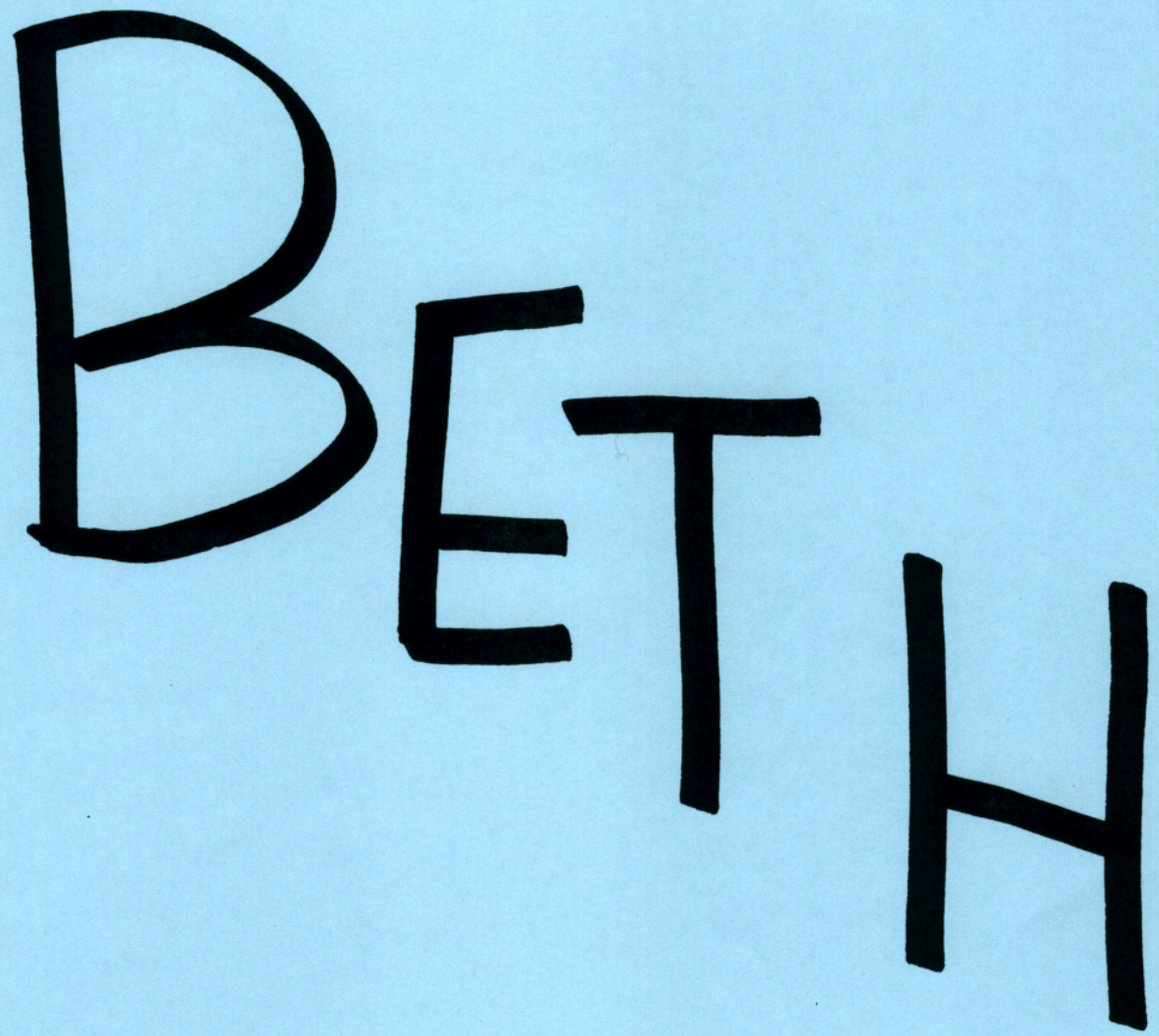
BETH

BETH MCLERRAN

REGGAE MIXER

Artist: Disney Productions
Album: Little Mermaid
Song: Hot Hot Hot

Starting Position: Individual dancers face front
Total Count in one completion: 80 beats

4	Samba	8 beats
4	Jama Walk (Fwd)	8 beats
4	Jama Walk (Bwd)	8 beats
4	Jama Round	8 beats
4	Reggae Twist	8 beats
4	Jama Walk (Bwd)	8 beats
4	A' Mon	16 beats
Reggae Jam Freestyle.		16 beats

Repeat 'til end of song!

STEP DESCRIPTIONS

Samba: Fwd-L, Step-R, Slide back-L, repeat on R foot.
Count: 1&2

Jama Walk: Step-L, Touch-R, Step-R, Touch-L.
Count: 1 2 3 4

Jama Round: Jama Walk turning 3/4 around to the righ to face left wall.
Count: 1 2 3 4

Reggae Twist: Step-L, Twist & Touch (XIF)-R, Step-R, Twist & Touch (XIF)-L.
Count: 1 2 3 4

A' Mon: 45 degrees to L: Step-L, Step bk-R, Step-L, Tch-R.
45 degrees to R: Step-R, Step bk-L, Step-R, Tch-L.
Count: 1 2 3 4

BETH MCLERRAN

CAJUN REEL

Artist: Michael L. Doucet
Album: Beausoleil
Cajun Conja
Song: Tasso/McGee's Reel

Starting Position: Two lines of dancers facing each other with your partner directly across from you.
8 Beat Introduction.
All dance the Chanky Chank step starting on the right foot. All to the center and then back.

1st couple at head of line:
4 - Basics (DTS RS) toward each other
4 - Cajun Cross
4 - New Orleans Slide
4 - Louisiana Polka back to the other end.

All to the center with the Chanky Chank, and then back.

STEP DESCRIPTIONS

CHANKY CHANK: toe-L, heel-L; heel(XIF)-R/heel-L - clapping on upbeat. Repeat with R foot. Count: & 1 & 2.

CAJUN CROSS: DT heel-L, heel-R (then XIF on down beat with L heel). Repeat with R foot. Count: & a 1 & 2.

NEW ORLEANS SLIDE: DT step to L, close-R, step-L, close-R, step-L, kick (XIF)-R, heel-L. Repeat with R foot. Count: & a 1 & 2 & 3 & 4.

LOUISIANA POLKA: (Closed Swing Position) Hop-R, step-L, step-R, step-L. Repeat on other foot. Count: & 1 & 2.


DARL

Chip and Darl Presents :

The Ohio State Clogging Escape II

Holiday Inn Dayton Mall (Holi-dome)

7999 Prestige Plaza Dr.
Dayton, Ohio

513 - 434 - 8030

September 18th and 19th , 1992

Featuring :

Steve Smith — Jeff Driggs

Chip Woodall — Darl Moreland

Naomi Fleetwood

Cost :

- Pre- Registration : $20.00 per dancer
- At the Door Registration : $24.00 per dancer

Tentative Schedule :

Friday Dance	7:00 - 10:00
Saturday Workshop	9:30 - 5:00

Send Registrations to : Darl Moreland
1979 Crystal Bay E. Dr.
Plainfield, IN 46168
(317) 839-4442

All 4 Love

Record By: Color Me Badd
Choreo By: Darl Moreland
1979 Crystal Bay E. Dr.
Plainfield, IN 46168
(317) 839-4442

Intermediate Line Dance

Instructions : Wait 4 beats then Start on LEFT foot

Part A:

Cross In Front	1	DS-DT (*xif*) -DT (*xib*) -H- SL -RS -DS-DS-RS L R R L R LR L R LR
Samantha Turn	1	DS - DS (*xif*)- DR -S - DR -S -RS -DS -DS -RS L R R L L R LR L R LR

*** Repeat Same Footwork To Face Front ***

Part B :

Lucy Brush	1	DS - BR - SL - T - H - Tch (*xib*) - H L R L R R L R
Triple Moving	1	DS - DS - DS - RS (*moving left*)
Basics Turning	4	DS - RS (*turn 1/4 right*)

*** Repeat Opposite Footwork ***

Part C :

Reitta M.	1	DS - DS - H - H - H - H - H - DS - DS - RS - RS L R L R L R R L R LR LR
count :		&1 &2 & a 3 & 4 &5 &6 &7 &8
Basic Sally Anne	1	DS -RS -BR -SL -S -S -S -SL/Lift -DS -DS -RS L RL R L R L R R L L R LR

*** Repeat Same Footwork To Face Front ***

Bridge :

Samantha	1	DS - DS (*xif*)- DR -S - DR -S -RS -DS -DS -RS L R R L L R LR L R LR

Break :

Heel Walk	4	H - S
Rock In Front	2	DS - R(*xif*) - S
Chain 3/4 left	1	DS - RS - RS - RS (*turn 3/4 left*)
Triple	1	DS - DS - DS - RS

*** Repeat 4X To Face Front ***

Sequence : A - B - C -
A - B - Bridge - C - Break - C - C - C

Black or White

Record By: Michael Jackson
Choreo By: Darl Moreland
1979 Crystal Bay E. Dr.
Plainfield, IN 46168
(317) 839-4442

Intermediate Line Dance

Instructions : Wait 24 beats then Start on LEFT foot

Part A:

Bounce Step	2	DT - Bounce - Bounce - Lift L Both Both R
Fancy Double	1	DS - DS - RS - RS (*turning 360º left*)
Forward 'n Back	1	DS - DS - DS - BR - SL -- DS - DS - DS - RS

Part B :

Vine Break	1	DS-DS(xif)-DS-DS / Break-H -H-Lift-DS -RS L R L R L L L L L RL
Chips' Skuff	1	DS/Skuff - S - S - S/Skuff - Step R L L R L R R
Fancy Double	1	DS - DS - RS - RS (*turning 1/2 left*)

*** Repeat Same Footwork to Face Front ***

Part C :

Touch Around	1	DS -Tch -H -Tch -H -Tch -H -DS -DS -DS -RS L R L R L R L R L R LR < ---------- *turning 360º left* ---------- >

Break :

Sorta Vine	4	DS - DS - DS - H (pivot) - S - S - S - DS - RS L R L R L R L R LR

*** Repeat Above Steps Same Footwork to make a box ***

4 Double Steps	4	DS (*turn 360º left*)
Pump Touch Turn	4	DS -K -H -Tch (xif) -H -K -H -DS -DS -DS -RS L R L R L R L R L R LR

*** Repeat Above Steps Same Footwork to make a box ***

Ending :

Basics Turning	2	DS - RS (*turn 3/4 left*)
Triple	1	DS - DS - DS - RS
Crossing Burton	1	DT (xif) - RS - BR - DT (xif) - RS - BR R RL R R RL R
Triple	1	DS - DS - DS - RS

Sequence : A - B - C - A - B - C - A - A - Break
- 1/2 B(*no turn*) - C - A - A - Ending

Jealous Bone

Record By: Patty Loveless
Choreo By: Darl Moreland
1979 Crystal Bay E. Dr.
Plainfield, IN 46168
(317) 839-4442

Intermediate Line Dance

Instructions : Wait 32 beats then Start on LEFT foot

Part A:

Brush and Rock	1	DS-RS -BR -RS(*xif*) -RS(*ots*) -RS(*xib*) -DS-RS
Triple	1	DS - DS - DS - RS
Heel Rock	1	H(*ots*) - H(*click*) - RS - H (*ots*) - H(*click*)- RS
Basics Turning	2	DS - RS (*1/4 right then 1/2 left*)
Heel Rock	1	H(*ots*) - H(*click*) - RS - H (*ots*) - H(*click*)- RS
Basics Turning	2	DS - RS (*1/4 right then 1/2 left*)
Triple	1	DS - DS - DS - RS

Part B :

Cowboy Turn	1	DS -DS(*xib*) -DS -BR (*turn*)-DS -DS -DS-BR
Boogie Basics	2	DS - RS
Fancy Double	1	DS - DS - RS - RS

*** Repeat Cowboy Turn, Boogie basics, Fancy Double ***

Double Step & Kick	2	DS - DS - S - Kick (*left and right*)

Part C :

Stomp Double Up	1	Stomp - DT - H - DS - RS (*turn 1/4 left*)
Fancy Double	1	DS - DS - RS - RS (*turn 1/4 left*)

*** Repeat Stomp Double Up and Fancy Double ***

Break :

4 Count Vine Turn	1	DS - DS(*xif*) - DS - DS (*turn 3/4 right*)
Double Up	1	DS - DT - H - DT - H - RS
Fancy Triple	1	DS - DS (*xif*) - DS (*xib*) - RS
Fancy Double	1	DS - DS - RS - RS

*** Repeat 4x to make a Box ***

Sequence : A - A - B - C -
A - A - B - B - Break - A - B - Stomp

Heart to Heart

Record available from Lucy Johnson

Choreo By: Darl Moreland
1979 Crystal Bay E. Dr.
Plainfield, IN 46168
(317) 839-4442

E-Z Intermediate Line Dance

Instructions : Wait 32 beats then Start on LEFT foot

Intro :

Fancy Double	1	DS - DS - RS - RS

Part A :

Michael Step	1	DS -DS -DR - S(*xib*) -K -DS -RS -K -H -K -H L R R L R R LR L R L R
Three Step Stomp	1	DS - DS (*xif*) - DS - Stomp (*turn 1/2 right*)
Fancy Double	1	DS - DS - RS - RS

*** Repeat Same Footwork to Face Front ***

Part B :

Backlash	1	DS -DS (*xib*) -Slide -S -S - S L R R L R L
Double Brush	1	DS - DS - DT (*ba*) - BR - SL (*turn 1/2 left*) R L R R L
Triple	1	DS - DS - DS - RS
Two Basics	2	DS - RS

*** Repeat Same Footwork to Face Front ***

Part C :

Double Up Vine	4	DS -DS (*xif*) -DS -DT -H -DT -H -RS -DS -RS L R L R L R L RL R LR <--------- *turn 1/4 left and make a box* ------>

Ending :

Forward and Back	1	DS - DS - DS - BR - SL - DS - DS - DS - RS <----- *forward* --------> <----- *back up* ---->

Sequence : Intro - A - B - C -
A - B - C - B - Ending


SCOTT

"A - B - C"

Artist - The Jackson 5
Line - Easy as 1-2-3
Choreo - Scott Dobson
Route 4 Box 610
Bloomfield IN 47424
(812) 825-3270

Sequence Arrangement: A-B-C-A-B-C-D-A-B-C-B-C-END

Beats		
	A - Sequence	
4	1 Triple Kick	L R L R & 1 & 2 & 3 & 4 DT S DT S DT S K
4	1 Buckin Kick	R L R L R L & 1 & 2 & 3 & 4 DT S B S B S H K
8	- Repeat -	
4	2 Basics	
4	1 Twistie	L LR L L LR L & 1 & 2 & 3 & 4 DT B H K DT B H K
8	- Repeat -	
	B - Sequence	
16	4 ABC's	L R L R ¼ trn R L R L ¼ trn & 1 & 2 & 3 & 4 & 5 & 6 & 7 & 8 S DG S TCH TCH S DG S TCH TCH
16	- Repeat -	
	C - Sequence	
16	ABC Jives	R L(xor)R L R(xol)L R L(xor)R L R(xol)L & 1 & 2 & 3 & 4 & 5 & 6 & 7 & 8 HP S HP TC HP S HP TC HP S HP TC HP S HP TC
	D - Sequence	
8	Crossovers	L R L R R L R L & 1 & 2 & 3 & 4 & 5 & 6 & 7 & 8 S S S H H S S S H H
16	- Repeat 2 times -	
	ENDING	
12	2½ ABC's	L R L R R L R L & 1 & 2 & 3 & 4 & 5 & 6 & 7 & 8 S DG S TCH TCH S DG S TCH TCH L R L R L & 1 & 2 & 3 & 4 S DG S S S

JUSTIFIED & ANCIENT

Artist - The KLF & Tammy Wynette
Line - Fun and Easy
Choreo - Scott Dobson
Route 4 Box 610
Bloomfield IN 47424
(812) 825-3270

Sequence Arrangement: A-B-A-C-B-A-B-A-C-C-A

Beats **A - Sequence**

8	Egyptian Strut		L		R		L		R		R		L		R		L
		&	1	&	2	&	3	&	4	&	5	&	6	&	7	&	8
			S		S		S		TCH		S		S		S		TCH
8	Egyptian Dance		L				R										
		&	1	&	2	&	3	&	4	&	5	&	6	&	7	&	8
			H		S		H		S	Crouch with hand & head moves							
16	- Repeat -																

B - Sequence

8	Pharaoh Vine	L		R	L	R	L	R	L	R	L	(Stretch)				L
		&	1	&	2	&	3	&	4	&	5	&	6	&	7	&	8
		DT	B	B	B	B	B	B	B	B	S						S
8	Caribbean Claps	R		L	CL	L		R	CL	R		L	CL	L		R	CL
		&	1	&	2	&	3	&	4	&	5	&	6	&	7	&	8
		DT	S	T	H	DT	S	T	H	DT	S	T	H	DT	S	T	H
16	- Repeat on opposite foot -																
8	Step Vine		L		R		L		R		R		L		R		L
		&	1	&	2	&	3	&	4	&	5	&	6	&	7	&	8
			S		DRG		S		K		S		DRG		S		K
24	- Repeat 3 times -																

C - Sequence

8	Iko Iko		L	R	L		R	L	R		L	R	L		R	L	R
		&	1	&	2	&	3	&	4	&	5	&	6	&	7	&	8
			S	R	S		S	R	S		S	R	S		S	R	S
4	Mu Mu Twirl	(LR)				Twirl											
		&	1	&	2	&	3	&	4								
			HP		HP		HP		HP								
4	2 Basics																

REMEMBER THE TIME

Artist - Michael Jackson
Duet - Intermediate
Choreo - Scott & Dena Dobson
Route 4 Box 610
Bloomfield IN 47424
(812) 825-3270

Sequence Arrangement: A-B-C-D-B-C-D-C-D-D-A-B-C

Begin routine facing audience with crossed arms. Gents right hand accross front of lady holding her right hand.

A - Crossed Arms Sequence

L			R	L			R	L		R					
&	1	&	2	&	3	&	4	&	5	&	6	&	7	&	8
DT	S	HP	S	DT	S	HP	S	DT	S	H	KR	KL	KR	KL	KR

- Repeat on opposite foot and repeat sequence -

B - Promenade Sequence

L		R	L	R			L	R		L	R	L			R
&	1	&	2	&	3	&	4	&	5	&	6	&	7	&	8
DT	S	K	H	DT	S	HP	S	DT	S	K	H	DT	S	HP	S

Do 4 basics. Lady turns right on second basic; gent lifts lady's left arm over her head. Pull out with crossed arms on third basic and resume promenade position facing opposite direction. Never let go of hands.

- Repeat sequence to face forward -

C - Fred and Ginger Sequence

L		R	L	R	L	R	L	R	L	R	L	R	L	R	L
&	1	&	2	&	3	&	4	&	5	&	6	&	7	&	8
DT	S	B	B	B	B	B	B	B	B	B	B	B	B	B	S

Do 4 basics. Partners face each other on first basic, face opposite direction on second basic, each other again on third and forward again on last basic.

- Repeat in opposite direction -

D - Remember The Time Sequence

Do not face forward again on the last basic of the Fred and Ginger Sequence. Instead, lady turns right - gent lifting her left arm over her head - to face the same direction as gent. Never let go of hands, lady's arms are crossed in front of her.

R	L		R		L		R	place	left	foot	forward	of	right		
&	1	&	2	&	3	&	4	&	5	&	6	&	7	&	8
DG	S	DG	S	DG	S	DG	S	lean	for.	back	for.		back		

Do 4 basics. lady flips to face gent on first 2 basics and gent flips to face same direction as lady on last 2 basics. Never let go of hands.

- Repeat sequence in opposite direction -

VIBEOLOGY

Artist - Paula Abdul
Line - Intermediate Plus
Choreo - Scott Dobson
Route 4 Box 610
Bloomfield IN 47424
(812) 825-3270

Sequence Arrangement: A-B-A-C-B-A-D-C-B-B-D-C

Beats		
	A - Sequence	
16	4 Vibe Kicks	R L R L (LR) L R 1 R (LR) & 1 & 2 & 3 & 4 & 5 & 6 & 7 & 8 HP K HP B HP SL HP SL HP K HP B HP SL HP SL
	B - Sequence	
4	2 Basics	
4	2 Hurt the Hip	L R L R L R & 1 & 2 & 3 & 4 DT S B H DT S B H
8	- Repeat -	
16	4 Knee Knockers	L (LR) R R (LR) L & 1 & 2 & 3 & 4 & 5 & 6 & 7 & 8 DT B B B B B H CH DT B B B B B H CH
8	1 Star Step	L R L R L R L R L & 1 & 2 & 3 & 4 & 5 & 6 & 7 & 8 DT S DT H B H B H B H B H H CH
8	1 Triple Heel Click	L R L R L R L R & 1 & 2 & 3 & 4 & 5 & 6 & 7 & 8 DT S DT S DT S H S DT S DT S DT S R S
16	2 Aye Yie Yie	L R L R & 1 & 2 & 3 & 4 & 5 & 6 & 7 & 8 DT S HP S DT S DT S move hands left to right
	C - Sequence	
16	2 Hop-N-Step	R L R L R L R L R L R L R & 1 & 2 & 3 & 4 & 5 & 6 & 7 & 8 HP S HP S HP S HP S HP S HP S HP S HP S
8	Singles	L R L R L R L R L & 1 & 2 & 3 & 4 & 5 & 6 & 7 & 8 DT S DT S DT S DT S DT S DT S DT S R S
8	- Repeat on opposite Foot -	
	D - Sequence	
8	1 Fly Away	L R L R L R L R L R L R & 1 & 2 & 3 & 4 & 5 & 6 & 7 & 8 DT S B B B B B B B S DT S DT S R S
24	- Repeat on opposite foot and repeat Fly Away -	
8	1 Aye Yie Yie	

**note - when doing last C sequence, do 4 Hop-N-Step's.


TANDY