

May 22, 23 & 24, 1992

SYLLABUS

THE 1ST ANNUAL

MEMORIAL DAY CLOGGING SPECTACULAR

FRIDAY

7:00 PM — WELCOME FUN DANCE! Lots of requests, easy teaches, mountain style and a whole lot more!

SATURDAY

TIME	HALL A	HALL B	SEMINAR
9:00 AM	TANDY	CHARLIE	
9:45 AM	STEVE	JEFF	
10:30 AM	SALLIE	TANDY	JEFF
11:00 AM	CHARLIE	STEVE	SALLIE
NOON	BREAK	LET'S DO LUNCH	VIDEO SCREENING
1:30 PM	SALLIE	JEFF	TANDY
2:15 PM	TANDY	CHARLIE	STEVE
3:00 PM	JEFF	STEVE	CHARLIE
4:00 PM	COMPETITION MEETING	SALLIE	

7:00 PM — "A NIGHT IN HOLLYWOOD"
Join the SPECTACULAR STAFF for a fun–filled tribute to Hollywood!
Prizes will be awarded to the best costume depicting a movie character and for the most glamorous, plus trophies will be awarded in the movie themed LIP SYNCH CONTEST!

SUNDAY

9:00 AM — MIDWEST CLOGGING CHAMPIONSHIPS

Categories will be performed in the following order:
NOVICE
OPEN STYLE LINE
2 OR MORE COUPLE PREC.
SHOW
SOLOS
ACCAPELLA



Thank you for attending the 1 st ANNUAL MEMORIAL DAY CLOGGING SPECTACULAR and MIDWEST CLOGGING CHAMPIONSHIPS. We hope you enjoy your stay here in Columbus and that the weekend is a memorable clogging experience.

As organizers of this event, we bring more than 50 combined years of experience in clogging together in hopes of providing you – the dancer – with a quality workshop and competition.

Kick up your heels and join us in our clogging salute to Hollywood. We invite your comments and suggestion to make the Memorial Day Clogging Spectacular and Midwest Clogging Championships meet your expectations. You are the reason for our success. We love you We appreciate you. We thank you for coming!

Charlie Burns

Steve Smith

Tandy Barnett

Jeff Driggs

SALLIE ADKINS

TABLE OF CONTENTS

ROUTINE	LEVEL	MUSIC	INSTRUCTOR
Achey Breaky Heart	EZ	Country	Charlie Burns
East Bound & Down	Mixer	Country	Sallie Adkins
Good Vibrations	ADV	Rap	Jeff Driggs
Guitar Fiddlin' Joe	INT	Country	Steve Smith
Hold To A Dream	EZ INT	Country	Steve Smith
Honky Tonk Highway	INT	Country	Tandy Barrett
I Miss Misbehavin'	INT+	Country	Jeff Driggs
I'm A Lucky Dog	EZ	Country	Jeff Driggs
Lovin' All Night	INT	Country	Charlie Burns
Oh Heart of Mine	EZ INT	Country	Tandy Barrett
On The Road Again	Mixer	Country	Sallie Adkins
On The House Tip	INT+	Rap	Jeff Driggs
Night Life	INT	Country	Tandy Barrett
Norma Jean Riley	INT	Country	Charlie Burns
Papa Loves Mama	INT	Country	Charlie Burns
Romeo And Juliet	EZ INT	Pop	Jeff Driggs
Reach	INT+ ADV	Country	Steve Smith
Reason For The Rain	EZ INT	Country	Sallie Adkins
Same Ol' Love	EZ INT	Country	Sallie Adkins
Shake It Up	INT+	Pop	Tandy Barrett
Sweet Little Shoe	INT	Country	Jeff Driggs
Yackety Bump	Mixer	Istr. Bluegrass	Sallie Adkins

ACKY BREAKY HEART
Billy Ray Cyrus

LEVEL: Country Western
CHOREO: Charlie Burns 111 Armitage Dr. Richmond, Ky. 40475
INTRO: Start on 17th beat (606) 624-3277

PART A

4 Beats ST-ROCK-ST ST-ROCK-ST
L

4 Beats TOUCH HEEL IN FRONT-STEP-WIGGLE HIPS TO LEFT TWO TIMES
L L

4 Beats TURN 360 RIGHT WITH TWO BASKET BALL TURNS

4 Beats TWO STEPS FORWARD-ROCK STEP(jump back)-CLAP

<u>REPEAT PART A</u>

PART B

4 Beats ST-ST(xib)-ST(x)-KICK(turn 1/2 left)
L R L R

4 Beats ST-ST(xib)-ST(x)-KICK(turn 1/2 right)
R L R L

4 Beats ST-ST(xib)-ST(x)-KICK(turn 1/2 left)
L R L R

* *
4 Beats ST-PULL FOOT XIB-TCH OTS-PULL FOOT XIB ***TCH WITH R HAND**
R L L L

<u>REPEAT PART B</u>

SEQUENCE: A B A B A B

EAST BOUND AND DOWN

ARTIST: JERRY REED RCA 11986
CHOREO: JEFF DRIGGS
MODIFIED TO A MIXER BY: SALLIE ADKINS, 4354 CHARLOTTE RD, COLUMBUS, OHIO 43207

PARTNERS IN LINE OF DANCE IN CIRCLE, LEFT FOOT START, WAIT 16 BEATS.

DS DS DS BRUSH SL (MOVE FWD) DS DS DS ROCK STEP(MOVE BWD)
L R L R L R L R L R

2X DS TCH(IF) TOE HEEL TOETCH(IB) HEEL (CHARLESTON)
L R L R R L R

DS ROCK STEP ROCK STEP ROCK STEP (MOVE TO LEFT)
L R L R L R L

DS ROCK STEP DS ROCK STEP (INSIDE PARTNER MOVE UP TO NEW GIRL)
R L R L R L

DS ROCK STEP ROCK STEP ROCK STEP (MOVE TO RIGHT)
R L R L R L R

DS ROCK STEP DS ROCK STEP
L R L R L R

REPEAT DANCE TO END OF MUSIC.

HAVE F F F U U U N N N !!!!!

4/1/92

S-BL PRODUCTIONS

CLOGGING VIDEO WORKSHOPS

BEGINNER TO SUPER ADVANCED — TRADITIONAL TO ULTRA MODERN

Simone N. Pace & Bill Nichols

#1 ***AN INTRODUCTION TO SOUTHERN APPALACHIAN SQUARE DANCING*** *— A beginners guide to the traditional square dance forms with which clogging steps became intermixed as part of a regional tradition and is one of the square dance categories of clogging competitions. Taught by: BILL NICHOLS*

#2 ***AN INTRODUCTION TO RUNNING SET HOEDOWN*** *— THE English Quadrille was the standard country dance formation when this nation was born. The Running Set is one of several square dance forms performed from this formation and was a precision or singing dance in its original form. The word "Hoedown" designates the Americanization of the dance as it became a "freestyle" dance form. One of the two square dance forms that make up our clogging heritage. Taught by: GARLAND STEELE*

#3 ***ADVANCED STEPS WITH BUCK AND CANADIAN INFLUENCE*** *— This is definitely not for beginner dancers. The video combines the influence of Buck Dance and Canadian Step Dancing with clogging steps to create some very fast paced steps used in todays advanced line and show routines. Taught by: SIMONE*

#4 ***26 INTERMEDIATE STEPS*** *— For the dancer who is out of the beginning level and wants a good source of steps used in todays line and show intermediate workshops. Also a very good reference for instructors. Taught by: SIMONE*

#5 ***BEGINNER CLOGGING LESSONS 1 - 12*** *— This gives the beginner the ability to see the steps you didn't quite get in class — one more time — or, over and over in the privacy of your own home. This ground floor introduction to basic clogging steps is instructed by the man who originated most of todays basic clogging terminology. Taught by: BILL NICHOLS*

#6 ***BEGINNER CLOGGING LESSONS 13 - 24*** *— A continuation of beginner clogging. Builds on lessons 1 - 12 and introduces the drag-slide technique into your footwork. Also uses a lot of backward moving steps to get used to this direction and guides the dancer through the "harder" beginner steps. Taught by: BILL NICHOLS & SIMONE*

#7 ***BASIC BUCK AND BASIC CANADIAN STEPS*** *— For the clogger who wishes to expand their talent into the other dance forms which are becoming a large part of todays workshops. Instructions for the basic body movements that define the two dance forms, with lessons on how to combine these basics with clogging steps. Prepares the dancer for advanced classes, workshops, and competitions. Taught by: SIMONE*

#8 ***AN INTRODUCTION TO RUNNING SET HOEDOWN PART 2*** *— A sequel to Video #2. Taught by: GARLAND STEELE*

#9 ***THE SILVER BULLETS CHALLENGE*** *— The first in a series of super-advanced videos using steps to prepare the dancer for competition. Taught by: SIMONE NICHOLS-PACE & THE SILVER BULLETS*

#10 ***ADVANCED/HIGH INTERMEDIATE CLOGGING STEPS*** *w/Simone — Steps which are great to add to any choreography. Extremely useful for exhibition and competition oriented dancers. Great for pageant routines! Taught by: SIMONE*

#11* ***INTERMEDIATE DANCES WITH MERCY MARTINEZ* *— Kamuela Breakdown (E-Z Int), Pass It On Down (Int.+), Bayou Boys (Int), Why'd You Come in Here Looking Like That (Int. +), Get Me Back To Dixie (Int. +).*

#12* ***INTERMEDIATE DANCES WITH LYNNE GOODE* *— Axel F, Fiddlin Man, Leave It Alone, Next To You Next To Me, All My Rowdy Friends.*

#13* ***ADVANCED DANCES WITH CHIP FUTRELL* *— Batdance (Adv. +), U Can't Touch This (Adv. +), Escapade (Int +).*

#14 ***LIFTS WITH JAY LEDFORD*** *— Lifts for show routines and show duets.*

#15 ***COUPLE MOVES WITH CHIP SUMMEY & SHANNON LOWERY*** *— Couple movements, twirls, and steps for use in duets and team routines.*

#16 ***FREESTYLING WITH SIMONE & THE SILVER BULLETS*** *— Learn to freestyle for competition or just for fun. Tips on the Do's and Dont's of freestyling for competition.*

#17 ***Q-SHEETS AND HOW TO QUE DANCES*** *— Janice Hanzel shows different q-sheets and how to read them, plus for instructors how to que dances for classes and workshops.*

All Videos are at least 60 minutes in length. (VHS Only).
** Dance Collections do not include music because of copy rights.* **Allow 2 weeks for delivery.*

MAKE CHECKS PAYABLE TO:

BILL NICHOLS
245 QUAIL HOLLOW LANE
WALHALLA, SC 29691
803-638-6002

VIDEO COST: $49.95 EACH OR 3 FOR $125.00
POSTAGE FEE: $3.00 FIRST VIDEO & $2.50 FOR EACH ADDITIONAL VIDEO.
S.C. RESIDENTS ADD 5% SALES TAX *U.S. CURRENCY ONLY*

VENDOR _____

NAME _____

ADDRESS _____

CITY _____ STATE _____ ZIP _____

VIDEO # _____

TOTAL (Plus postage & tax) _____

More Videos . . .

#18 ***HARD AS A ROCK CHALLENGE STEPS*** *— Taught by Simone. Two hours of the most difficult steps.*

#19 ***JAZZ FOR CLOGGING*** *— Taught by Shawn Carey. Fun Jazz sequences for use in line, show, and exhibition routines.*

#20 ***MORE COUPLE MOVES*** *— Taught by Chip Summey and Shannon Lowry. Twirls and step combinations for use in Duos, Duets, and couple routines.*

THE 1992 SOUTH CAROLINA CLOGGING CHAMPIONSHIPS JULY 18, 1992

DUNCAN, SOUTH CAROLINA

$500 CASH TO OVERALL TEAM

COMPETITION CATEGORIES:
LINE ★ LINE FORMATIONS ★ PRECISION
HOEDOWN ★ SHOW ★ NOVICE TEAM
CHALLENGE & NOVICE SOLOS
DUOS/DUETS ★ SHOW DUO/DUETS

FOR INFORMATION CONTACT:
SIMONE NICHOLS-PACE • 3 CREST ST. • LYMAN, SC 29365 • (803) 949-3300

THE 1992 MISS AMERICAN CLOGGER PAGEANT

August 7 & 8, 1992

Jodi Adele Morrison
Miss American Clogger 1991

Contestants are judged on: Interview - 30%
Talent - 40%
Evening Gown - 30%

One Overall winner will be awarded, plus age division winners, and 2 runners-up in each age division.

Other Awards Include: Talent, Best Interview, Photogenic, Most Beautiful Evening Gown, Congeniality, and Best Clogging Costume.

Age Divisions are: 6-8, 9-12, 13-16, 17-20, 21 & over.
*There must be at least 3 contestants in an age division in order to have that age division.

To Request Application, Fill out Form Below & Mail to:
Simone Pace
3 Crest St.
Lyman, SC 29365

Name _____
Address _____
City _____ State _____ Zip _____
_____ I would like an application for the Miss American Clogger Pageant.

GOOD VIBRATIONS
Advanced Line Dance (RAP MUSIC)
RECORD: "Good Vibrations" by Marky Mark and the Funky Bunch, Interscope Records 7 4-98764

WAIT 32 BEATS **RIGHT FOOT LEAD**

PART A

KICK	TCH(B)	KICK	TCH(OTS)	KICK	TCH(B)	KICK	S	**KICKS**
R	R	R	R	R	R	R	R	
1	2	3	4	5	6	7	8	

Do a **KARATE TURN** and a **TRIPLE**

REPEAT KICKS, KARATE AND TRIPLE TO FACE FRONT

PART B

BO	H(OTS)	BO	H(OTS)	BO	H(OTS)	BO	H(OTS)	**BOUNCE HEEL**
LR	R	LR	L	LR	R	LR	R	Repeat on left foot
&	1	&	2	&	3	&	4	

SL	DR	SL	DS	R	S	DS	DS	R	S	R	S	**SHUFFLEup BASIC, FANCY DOUBLE**
LR	LR	R	L	R	L	R	L	R	L	R	L	Turn 1/2 right on F.D.
5	&	6	&7	&	8	&9	10	&	11	&12		

REPEAT BOUNCE HEELS, SHUFFLEup BASIC AND FANCY DOUBLE TURN TO FACE FRONT.

PART C

TCH(X1B)	SKUFF-UP	S	R	S	R	S	CHUG	S	CHUG	**JAZZ TRAVEL**
R	R	R	L	R	L	R	L	L	R	Clap under knees on chugs
1	2	3	&	4	&	5	6	7	8	

BO	BO	S	R	S	DS	DS	DS	R	S	**HOLDIT, TRIPLE TURN**
L	L	R	L	R	L	R	L	R	L	Hold under knee, turn R 360
1	2	3	&	4	&5	&6	&7	&	8	1/2 right on triple to back

REPEAT JAZZ TRAVEL, HOLDIT AND TRIPLE TURN TO FACE FRONT

PART D

DBL-DBL		S/H	SL	S	S	S	STOMP	S	DS	S	STOMP	DS	R	S	**CHRIS STEP**
R		R	L	R	L	R	L	R	L	R	L	R	R	L	
&	a	1	&	2	&	3	&	4	&	a5a&	6	&7	&	8	

DS	R(X1F)	S	R	S	S(X1B)	SL	DS	R	S	DS	R	S	**MOUNTAIN GOAT, 2 BASICS**
R	L	R	L	R	L	L	R	L	R	L	R	L	
&1	&	2	&	3	&	4	&5	&	6	&7	&	8	

HAMBONE BREAK

Do HAMBONE, BUCK TRIPLE AND 2 BUCK BASIC, REPEAT

END

Do a CHRIS STEP, THEN STEP, HEEL, TOE, POSE

SEQUENCE: A-B-C-D-B-C-D-B-HAMBONE BREAK-C-D-B-C-A-B-B-A-END

Guitar Fiddlin' Joe

INTERMEDIATE LINE

ARTISTS: THE STEFFEN SISTERS
CHOREO: STEVE SMITH

WAIT 18 BEATS:

A

1 LONG CHARLESTON DS-KICK-TOE-H-TOE-H-RS-DSRS-KICK
L R L R L

2 DOUBLE TROUBLES DT-H--DT-H--DS(XIB)-RS (Right then Left)

-360 L-

2 TURNING VINES DS-DS(XIB)-DS-KICK--DS-DS-RS-RS

(moving left on the 1st; right on the 2nd)

B

1 OLD TIME RHYTHM DS-STAMP-DRAG-STEP--STAMP-DRAG-STEP
L R L R L R L
&1 & 2 & 3 & 4

1 STOMP DOUBLE STOMP-DS-DSRS
R

1 TRIPLE KICK DS-DS-DS-KICK (FORWARD)

--1/2 L--

1/2 OF A FLEA DT-H-DS(XIB)-RS-KICK-SL
R

REPEAT THE ABOVE STEPS

C

1 ROCKING CHAIR DS-KICK-DSRS (3/4 L)

2 DRAG TOUCHES DRAG-STEP-TCH(XIB)-SL

REPEAT ABOVE STEPS 3 MORE TIMES

Br.

2 KICKS DS-KICK---DS-KICK (360 L)

2 DOUBLE BASICS DS-DS-RS----DS-DS-RS
L L

SEQUENCE: A-B-BREAK--A-B-C--A-B-B

Hold To A Dream

EASY INTERMEDIATE LINE

ARTIST: NEW GRASS REVIVAL
CHOREO: STEVE SMITH
"Anthology" - CD or Cassette

WAIT 16 BEATS:

A

1 COTTON EYED JOE DT(XIF)-DT(X)-DS(XIB)-R-STEP(XIB)
L L L L

1 SIDETWISTER DS-TCH-SW--TCH-SW--TCH-SW (Move R & clap on TCH's)
R L R L R L R

1 STOMP DOUBLE HEEL STOMP-DT-HEEL-DSRS
L R L R

1 KARATE DS-KICK-TURN 1/2 L--DS-KICK-SL
L

<u>REPEAT THE ABOVE STEPS</u>

B

1 DREAM STEP DS-KICK-TCH(XIF)-SL OUT-DRAG TWICE
L R R LR LR

2 BASICS DSRS-DSRS (3/4 L)

<u>DO ABOVE STEPS 3 MORE TIMES</u>

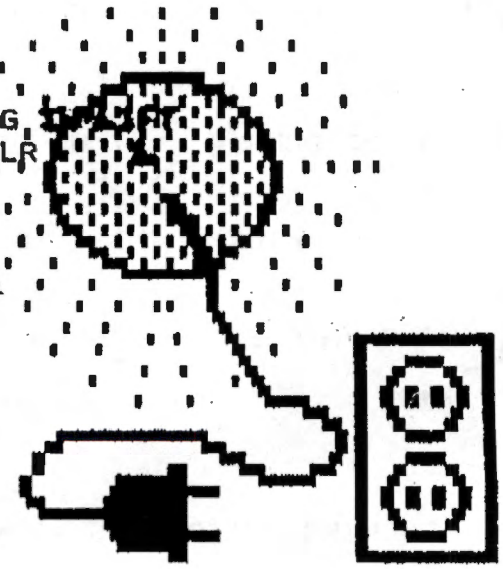

C

3 STOMPS STOMP--STOMP--ROCK-STOMP
L R L R
1 2 & 3

1 STOMP DOUBLE HEEL STOMP-DT-HEEL-DSRS
L
4 DS Moving Forward

1 STOMP DOUBLE HEEL
4 DS Moving Backward

Br.

1 FOUR COUNT VINE DS-DS(XIF)-DS-DS(XIB) Moving L
1 STRUM DS-DT(XIF)-DT(X)-DT(XIF)
1 FOUR COUNT VINE (Moving R)
1 STRUM

2 FLEAFLICKERS DT-H-DS(XIB)----DT-H-DS(XIB)

4 DOGPADDLES STEP(XIB)--STEP(XIB)--STEP(XIB)--STEP(XIB)
(360 L) L R L R

ENDING: 2 FANCY TRIPLES DS-DS(XIF)-DS(XIB)-RS (LEFT THEN RIGHT)
2 STOMPS

SEQUENCE: A-A-B-C----A-B-C*-----BRIDGE----A-B(+ 1 STAMP)--B--ENDING

C*--DO STOMP DOUBLE HEEL SEQUENCE 4 TIMES INSTEAD OF 2. GO DIAGONALLY TO RIGHT CORNER FIRST, TURNING SEQUENTIALLY TO EACH RIGHT CORNER.

HONKY TONK HIGHWAY

Tim Ryan Epic 34 7332 45rpm INT. LINE

CHOREO_ Tandy Barrett Stone Mt. Ga.

INTRO-	Wait 32
	PART A
TRIPLE	DS DS DS RS L
HOEDN	DS KICK DSRS KICK KICK DS KICK (½ turn R)STEP KICK DSRS R L L R R R L L R R
REPEAT	PART A SAME FOOT
	PART B
3 STEP HIP HOP	DS DS DS HOP RS HOP RS RS(moving left) L R L L R L R R
TOE BACKS	TOE (B) ST TOE(B) ST TOE(B) ST TOE(B)ST (backing) R L R L
BASICS	DSRS DSRS R L
REPEAT	PART B - OPPOSITE FOOT AND DIRECTION
	PART C
HIWAY	DSSCT STEP SCT STEP STEP STEP SCT STEP DS DS RS (moving forward) L R L R L L R
BRUSH & DIG	DS BR (xif) SL BR(os) SL TOE(B) hop to STEP TCH HEEL SL DS DS RS(½ turn left) L R R R R L R L R L
CHA CHA	DS RS RS RS (backing L) DS RS RS RS (backing R) L R
TOUCH CROSS	DSTCH (H-xif) SL (repeat 3 more times) L R L
REPEAT	PART C- SAME FOOT
	PART D
ROCKING CHAIR FANCY DBL	DS KICK DS RS DS DS RS RS (½turn L) DS KICK DS RS DS DS RS RS (½ turn L) L L R L L L L R L L
	END
DO	CHA CHA DS TCH CROSSES 2X HOLD 5 (I THINK!) BEATS
THEN DO	HIWAY (moving forward) AND BRUSH & DIG (FULL turn left)

SEQUENCE: ABCD ABCD ABC END



CAMP
CLOG '92

Come to the beautiful MOUNTAIN STATE

AUGUST 28, 29 & 30, 1992

at the

CEDAR LAKES CONFERENCE CENTER
Ripley, West Virginia

FEATURING

TANDY BARRETT – GA JEFF DRIGGS – WV
LOU MAIURI – WV JEFF PARROTT – FL
JEAN STEPHENSON – SC

FULL SCALE TEACHERS TRAINING & CERTIFICATION
LINE DANCE WORKSHOPS, MINI COMPETITION, SEMINARS, AND MUCH MORE....

ADVANCED REGISTRATION: $16.00 per dancer $4.00 per spectator Fees $2.00 higher at door

ACCOMMODATIONS AT CEDAR LAKES:

Motel type room: $32.00 + tax per night (1–4 persons)
Dorm room: $11.00 per person per night
Meal tickets available: $2.50 breakfast, $4.00 lunch, $5.50 dinner
Package rates (2 nights + 5 meals) $77.00 Single
$53.00 Double
$40.00 Dorm
ROOM RESERVATIONS & MEAL TICKETS CALL: (304)372–7007

ACCOMMODATIONS IN RIPLEY (10 minutes from Cedar Lakes Conference Center)

BEST WESTERN $45.00 + tax Single
$48.00 + tax Double
For reservations call (304)372–9122

ECONOLODGE $35.00 + tax Single
$39.00 + tax Double
For reservations call (304)372–5000
Motels close to fast food and shopping.

TO REGISTER FOR THE WORKSHOP, FILL OUT THE FORM BELOW AND RETURN IT WITH YOUR CHECK

NAME_____ ____Dancers @ $16.00_____

ADDRESS_____ ____Spectators @ $4.00_____

CITY_____ST____ZIP_____ TOTAL ENCLOSED_____

SEND WORKSHOP REGISTRATIONS TO: CLOGGING CAMP WEEKEND
29A Lake Chaweva
Cross Lanes, WV 25313 (304)776–5233

I MISS MISBEHAVIN'
INTERMEDIATE LINE DANCE

RECORD BY: Aaron Tippin RCA 62181-7
CHOREO: Jeff Driggs 29A Lake Chaweva Cross Lanes, WV 25313 (304)776-5233

WAIT 8 BEATS
LEFT FOOT LEAD

PART A

```
DS DS(X1F) S S(X1B) S S(X1F)   DS BR SL DS R S
L  R       L R      L R        L  R  L  R  L R
```

FANCY DOUBLE, ROCKIN CHAIR TURN
Turn 1/2 left

REPEAT 3 MORE TIMES TO FACE ALL FOUR WALLS

PART B

```
DS/KICK & KICK S S(X1B) S S(X1F)  DS DS R S R S
L  R      R    R L      R L       R  L  R L R L
&a 1    & 2    & 3      & 4       &5 &6 & 7 & 8
```

WILD WEST, FANCY DOUBLE
Move to the right

```
DS R S S SL DR S  STOMP DS R S BR SL
R  L R L L  L  R  L     R  L R L  R
&1 & 2 & 3  &  4  5     &6 & 7 &  8
```

BASIC & BEND, STOMP BASIC BRUSH
Put R ankle behind knee on SL DR

```
DS DS(X1F) DS DS(X1B) R S DS DS R S
L  R       L  R       L R L  R  L R
```

SAMANTHA VINE
Move left

```
HEEL HEEL R S DS R S  DS DS DS R S
L    R    L R L  R L  R  L  R  L R
&    1    & 2 &3 7 4  &5 &6 &7 & 8
```

HEEL ROCK BASIC, TRIPLE

PART C

```
DS DS DS PIVOT-ON-HEEL S S S R S
L  R  L  L             R L R L R
&1 &2 &3 4             5 6 7 & 8
```

FORWARD KICK PIVOT
While on heel, kick left foot
with right - turn 1 1/2 left

REPEAT FORWARD KICK PIVOT TO FACE FRONT

```
DS TCH(F) DS R S  DS TCH(F) DS R S
L  R      R  L R  L  R      L  R L
```

2 CHARLESTONS

```
DS(X1B)  HEEL S  DS(X1B)  HEEL S
L        R    L  R        L    R
```

HEEL BASICS
Put weight on heel

```
STOMP STOMP  S S  S S
L     R      L R  L R
1     2      & 3  & 4
```

JUMP BACK!
Jump back on & 3

ENDING

DO 2 CHARLESTONS, 2 HEEL BASICS, THEN STOMP STOMP - JUMP BACK

SEQUENCE: A-B-B-C-A-B-B-C-A-B-ENDING

I'M A LUCKY DOG

EASY INTERMEDIATE LINE DANCE
RECORD: I'm a Lucky Dog by Mark Collie
CHOREO: Jeff Driggs 29A Lake Chaweva Cross Lanes, WV 25313

WAIT 16 BEATS
LEFT FOOT LEAD

PART A

SAMANTHA WALKOVER (DS DS DR S DR S R S DS DS R S) MOVING LEFT
2 BRUSH UPS (DS BR SL)
TRIPLE (DS DS DS R S)
REPEAT SAMANTHA WALKOVER, 2 BRUSH UPS AND TRIPLE ON RIGHT FOOT LEAD MOVING RIGHT

PART B

COWBOY (DS DS DS BR SL DS-XIF R S R S R S)
2 BASICS
FANCY DOUBLE
2 DOUBLE-STEPS
2 CHARLESTONS
TRIPLE
HEEL WALK (DS DS H* H* R S BR SL)

PART C

MOUNTAIN GOAT (DS S-XIF S S S-XIF S SL)
2 BASICS TURNING 1/4 LEFT
REPEAT MOUNTAIN GOAT AND BASICS 3 MORE TIMES TO FACE ALL FOUR WALLS

ENDING

2 CHARLESTONS
TRIPLE
HEEL WALK

SEQUENCE:A-B-C-B-B-C-B-END

L O V I N A L L N I G H T

Rodney Crowell

LEVEL: Intermediate
CHOREO: Charlie Burns 111 Armitage Dr. Richmond, Ky. 40475
INTRO: Start on 17th beat (606) 624-3277

```
-       -         A         -       -


2 Pivots   DT-HEELS(povit ots)-HEELS(together)-UP
            L  L&R              L&R             L

                  (turn 1/4 right)*  *
1 Rodney   DS-ROCK-BOUNCE-BOUNCE-DT-DT-ST *BOUNCE ON LEFT FOOT
            L   R    L&R    L&R   R  R  R
```

REPEAT PART A THREE TIMES

```
-       -         B         -       -

1 Billy D  DS-DS(xif)-ST-DS(ib)-SL-DSRS-DSRS
            L  R       L  R      R

            (    moving left    ) (move right)
1 Mini Vine DS-DS(xif)-DS-RS(xib)-DS-RS-RS-RS
            L
```

REPEAT PART B

```
-       -         C         -       -
                                     turn
                  ( move left   ) (3/4 R )
1 Six Pack Turn  DS-DS-DS-DS-DS-DS-RS-RS
                  L
```

REPEAT PART C THREE TIMES

SEQUENCE: A-B A-B-C **A*** -B-C-B

A* --OMIT LAST RODNEY

OH HEART OF MINE — E-Z INT LINE

RICKEY VAN SHELTON - COLUMBIA 38-74104 TIME-3:18
CHOREO: TANDY BARRETT, STONE MOUNTAIN, GA
INTRO: WAIT 8 BEATS after slow part

PART A

TRAVELING FANCY DOUBLE	DS	DS(X1F)	R	STEP(X1F)	R	STEP(X1F)					Moving left
	L	R	L	R	L	R					
	DS	DS(X1F)	R	STEP(X1F)	R	STEP(X1F)					Moving left
	L	R	L	R	L	R					
Hippity hop & Basic	DS	HOP	RS	HOP(1/2 TURN left)			DS	RS			
	L	L	RL	L			R				
Double & kick	DS	DS	RS	KICK							
	L	R	LR	L							
Repeat	PART A - same footwork & turns										
	PART B										
"Hard" steps	BR(B)	SL	BR(F)	SL	DS	RS	BR(B)	SL	BR(F)	SL	DS RS
	L	R	L	R	L		R	L	R	L	R
Stomp doubles	STOMP	DS	DS	RS	STOMP	DS	DS	RS	Moving forward		
	L				R						
2 Double steps	DS	DS	1/2 turn left								
	L	R									
Repeat	PART B - same footwork										
	PART C										
Push off & Triple	DS	RS	RS	RS (Moving left)*	DS	DS	DS	RS	(1/2 turn L		
	L				R						
Repeat Add	PART C - 3 more times - same footwork & turns										
	STOMP	STOMP									
	L	R									
	END										
Basics	DS RS	DS RS	DS RS	DS RS	Forward						
	L	R	L	R							

SEQUENCE
Wait 8 after slow part
A B 1/2 C (1/2/ turn on triple)
A B C
B B
"Glory" break
B C
END

5TH ANNUAL NORTH CAROLINA CLOGGING COUNCIL, INC.
STAMPEDE

DURHAM
NORTH CAROLINA ™

September 11, 12 & 13, 1992

Hosted by Carolina Heartland Cloggers

Instructors: Scotty Bilz, Chip Futrell, Sherry Glass, Simone Pace, Elliott Skeen, Chip Summey, Monika Ward, Eddie White & Chip Woodall

And Introducing: Junior Bertaux, Anna Gerow, and Chris Stone

"Instruction for all levels: basic beginner through advanced"

For the first time: sleep and clog under the same roof!

STAMPEDE ITINERARY

All events will take place at the Omni Durham Hotel/Durham Civic Center
201 Foster St., Durham, NC 27701

Friday

7:00 pm–11:00 pm — Welcome Dance: ALL EXHIBITIONS, plus mountain dancing, fun dances, requests, mixers.

Saturday

9:00 am–5:00 pm — Workshops: basic beginner (spectators), easy level, intermediate, and advanced line dances; seminars; figures and steps taught throughout the day.

5:00 pm–7:00 pm — The individual and duo/duet Council Championships
Location: Advanced Hall

7:30 pm–10:00 pm — Mountain dancing, fun dances, requests, mixers, review, and presentation of all awards. Dancing for everybody the entire evening. Also, learn "western line" dances.

11:00 pm–1:30 am — Afterparty: GONG SHOW: Bring your friends and participate with a one-minute skit, lip sync, juggle, etc., or just dress up in a crazy outfit!!
Location: Advanced Hall

Sunday

9:00 am–11:00 am — NCCC, Inc. Conference (Members Only). **Location:** Room 107

STAMPEDE REGISTRATION
tax-deductable

	Nonmembers		Members	
Dancers	in advance $18.00	@ door $23.00	in advance $15.00	@ door $20.00
Spectators	$8.00	$8.00	$5.00	$5.00
Video Cameras	N/A	$25.00	N/A	$15.00

Children age 5 and under will be admitted at no charge.
Restrictions will apply for video cameras.

Host Hotel:
Omni Durham Hotel, 201 Foster St., Durham, NC 27701. (800) THE-OMNI / (919) 683-OMNI.
Send one night's deposit in advance ($49.00 plus tax per night – up to four to a room). Reserve your room before **August 21, 1992** and state that you are with the NCCC, Inc. Stampede.

Air Transportation:
American Airlines has been designated as the official carrier for the attendees of the 5th Annual Stampede. To obtain a discount you or your travel agent must call American Airlines at (800) 433-1790; from Canada call (800) 433-7300; Monday through Friday 6:00am-12:00 midnight Central Time. **Refer to Star File number 03928N**

Pre-Registration ends August 20. No refunds after August 20.

Please duplicate this form as needed for each individual

Pre-Registration — NCCC, Inc. Stampede
Please Print
Name_____
Address_____
City/State/Zip_____
Team Name_____
Phone_____

List each dancer and spectator separately and indicate whether or not each is a member.

Make checks to:
North Carolina Clogging Council, Inc.
In Care of: Pat Murphy
Treasurer, NCCC, Inc.
408 Rosewood Dr.
Lexington, NC 27292
(704) 243-2874 (night)
(919) 475-7148 (day)

For directions call the Omni Durham Hotel.

13th Annual

OCTOBER 2 & 3 1992

INSTRUCTORS

Jeff Driggs
Eddie White
Scotty Bilz
Chip Woodall
Chip Futrell
Jeff Parrott
Tandy Barrett
Marge Callahan

Civic Auditorium
300 West Water Street
Jacksonville, Florida
(next to the Jacksonville Landing)

Fiesta
FRI - 1PM-11PM
SAT - 9AM-11PM

★ Beginner ★ Intermediate ★ Advanced ★ Steps ★ Critique Hall ★
★ Exhibitions ★ Syllabus ★ Records ★ Vendors ★

	Advance Registration Prior to 9/14/92	At the Door
Adult	$18.00	$24.00
Child (12 & under)	13.00	19.00
Spectator	6.00	8.00

For More Information: (904) 642-4222
All tickets will be held for pickup at the door. All Instructors/Directors wishing to exhibition or teach must send in advance, their written request to: Sally Thompson, 1560 Grove Park Boulevard Jacksonville, FL 32216.

1445.1c

#2 Seminar Poem 60's BEGINNERS

ON THE ROAD AGAIN

Artist: Willie Nelson. Col. 13-02166
Choreo: Sallie Adkins, 4354 Charlotte Road, Columbus, Ohio Level: Very-Very Basic Couple

Basic:	DSRS	DSRS	DSRS	DSRS	(Move forward)
	L	R	L	R	

Triple Kicks:	DS	DS	DS	KICK/HEEL		DS	DS	DS	KICK/HEEL		(Move forward)
	L	R	L	R	L	R	L	R	L	R	

Donkey Steps:	DS	TCH (XIF)/H		TCH (OTS)/H		ROCK STEP				
	L	R		L	R		L	R	L	

Singles:	DS	DS	DS	DS	(Inside person move up to new partner)
	L	R	L	R	

REPEAT FROM TOP TILL END OF MUSIC.

DS: Double Toe Step
S: Step
R: Rock
H: Heel

TCH: Touch
XIF: Cross in Front
OTS: Out to Side



HERITAGE CLOGGING SUPPLY

A TRAVELING VENDOR'S CLOG SHOP
available for your workshops, conventions, festivals and competitions.

Mail orders are now available. We offer shoes, Stevens Stompers taps, 45's records & sleeves, diplomas, clog badges, lettering on T-Shirts, shoe bags, towels, and sweatshirts.

Also available are bookings for **SALLIE** to instruct at your next workshop. Her teaching specialty is for beginners, senior citizens, and easy/intermediate fun-level clogging instruction.

Call Us For Dates • Jack & Sallie Adkins
P.O. Box 32486 • Columbus, Ohio 43232
Phone (614) 491-0149

ON THE HOUSE TIP

INTERMEDIATE LINE DANCE

CASSINGLE: "On The House Tip" By Marky Mark & The Funky Bunch (backside of ON THE WILDSIDE)

CHOREO: Jeff Driggs 29A Lake Chaweva Cross Lanes, WV 25313 (304)776-5233

Special thanks to LaChere Whitear of Morgan, Utah for her help and Scott Radabaugh of Florida for inspiring the RAD TURN

LEFT FOOT LEAD

WAIT 16 BEATS

PART A

Do 4 RUNNING MAN STEPS (while you step on the right, push the right foot out to the side – repeat left & right four times)

Do 2 BASICS turning 1/4 left

REPEAT RUNNING MAN STEPS AND BASICS TO FACE ALL FOUR WALLS

PART B

Do a CLOGOVER SPIN (DS DS DS DS DS DS DS R S) moving left and turning 360

Do a LACHERE TURN and 4 HANDS UP (Lachere turn – step on right then bend right, turn to back with the left foot then bend left, while hands in front bend up Hands up – go up on heels three times then bring left foot up. Put hands up alternating left and right while going on the heels.

REPEAT CLOGOVER SPIN, LACHERE TURN AND HANDS UP TO FACE FRONT.

Do a SCISSORS SPIN (DS/Cross right over left, feet apart then left in front, cross four times then on the balls of the feet pivot to the right 360, stomp on the right and do a basic on the left)

Starting on the right foot, do 2 BASICS and a TRIPLE

PART C

Do a RAD TURN (take two steps turning 1/4 left, bounce on the balls of the feet while you clap, go up on heels with toes pointed out while hands go up, put feet down while hands go down.

Do a FANCY DOUBLE in place.

REPEAT RAD TURN AND FANCY DOUBLE TO FACE ALL FOUR WALLS

PART D

Do 4 RUNNING MAN STEPS and 2 BASICS turning 1/2 left to face back

REPEAT RUNNING MAN STEPS AND BASICS TO FACE FRONT.

SEQUENCE: A-B-C-D-B-C-D-B-C-D-B-C

(you may continue the sequence B-C-D at this point, but I question the language used in the last verse. It's not awful, I just don't think it's needed. Fade the music during the RAD TURNS after the "DeeJay T" verse and you'll be fine! HAVE FUN!)

NIGHT LIFE

INT. LINE

CHOREO- TANDY BARRETT STONE MTN. GA.

CLINT BLACK
RCA CASSETTE 2372 -4 - R
(check for 45 availability!)

INTRO-16 BEATS PLUS 4

PART A	
WALK THE HEELS	DS DS HEEL HEEL RS (½ turn L) DS DS RS KICK L R L R L L
REPEAT	3 MORE TIMES
PART B	
OUTHOUSE	DS TCH (ots) TCH (xif)TCH (ots) DS RS RS RS (½ turn R) REPEAT
PUSHOFF	L R R R R
REPEAT	PART B SAME FOOT
PART C	
4 BASICS	DSRS DSRS DSRS DSRS (moving forward) L R L R
SLAP BACKS	DT(B) STEP DT(B) STEP DS(B)STEP DS(B) STEP (backing) L R L R
PART D	
FANCY VINE	DS DS DS DS DS DS RS RS (moving left) L
STOMP DBL BREAK OVER	ST DS DS RS DS(xif)(BREAK) STEP *HEEL(tch) HEEL (tch) SL *(½ turn L) L R L R R (L) R L L R
REPEAT	FANCY VINE AND TRIPLE BREAKOVER FACING BACK
TRIPLE HOP	DS DS DS HOP (forward) DS DS DSRS (backing)
TRIPLE	L R
PART E	
COWBOY BASIC	DS DS DS BR SL (diag. forward L) DS RS RS RS (backing) L R
TRIPLE	DSRS DSRS DS DS DS RS (FULL turn L) L R L
REPEAT	PART E OPPOSITE FOOT AND DIRECTION
KICKS	DS KICK DS KICK DS KICK DS KICK (FULL TURN L) L R L R
ENDING	
REPEAT	STOMP DBL BREAK OVER (HALF TURN L) TRIPLE HOP-TRIPLE REPEAT

SEQUENCE ABCDE ABCDEE D ENDING



N O R M A J E A N R I L E Y

LEVEL: Intermediate
TAPE: Diamond Rio
CHOREO: Charlie Burns 111 Armitage Dr. Richmond, Ky. 40475
INTRO: Start on 17th. beat (606) 624-3277

\- - A - -

2 BASIC Left Foot

1 Norma Jean DS-DT-BO/H-BO/H-BO/DT-BO/DT-ST
L R R L R L L R L R R

REPEAT ABOVE TWO STEPS

2 BASIC

1 DOUBLE BASIC DS-DS-RS (360 left)

\- - B - -

1 FOOL FOOL DS-DS-BA-H-BA-SL-DSRS-KICK-KICK

(turn 360 R)
1 HEEL PIVOT DS-DS-DS-H-ST-DS-DS-RS
L

1 HEEL PIVOT Start With Right Foot Turning Left

\- - BREAK - -

DS-DS-DS-DS(foward) RS(jump back)-DRAG SLIDE
L R

\- - C - -

2 CLOG OVER VINE

SEQUENCE: A A B BREAK A B C BREAK A B B

P A P A L O V E S M A M A

Garth Brooks

LEVEL: Intermediate

CHOREO: Charlie Burns 111 Armitage Dr. Richmond, Ky. 40475
(606) 624-3277

```
A PART          -                   -                   -                   -
                 *   *   *
1 Shine     DSRS DR SL DR ST RS DS DSRS
             L    L  L  L  R

            * With top of right foot touching back of left leg rub
              right foot up, down & up. Drag L foot: Right foot up.
                                        Slide L foot: Right foot down.
                                        Drag L foot: Right foot up.
1 Triple    DS-DS-DS-KICK (forward)
  Kick       L

1 Triple    Back Up And Turn 360 Right

            REPEAT A PART

1 D Basic   DS DS RS

B PART      -                   -                   -                   -

                        *                (movie left)(move right)
1 PAPA      DS TOE(ib) STOMP PAUSE HOP HOP HOP DS RS RS RS
             L  R       L&R        L&R L&R L&R

            * Hands on knees

1 MAMA      DsDs RsRs-ST ST ST ST-DS DR SL-DS DR SL-DS DSRS
            L          L  R  L  R  L        R        L

BREAK PART    -                   -                   -                   -

1         DS-DSRS-KICK
           L

C PART        -                   -                   -                   -
                              (turn 1/4 L)
1 1/4 Turn  DS-DS(xif)-ST-ST-ST-ST-DSRS-DSRS
             L  R

            (       ) (       backing  up         )
2 Hasler     DS DS ST TOE STEP TOE STEP TOE STEP
              L  R  L  R    R   L    L   R    R

            REPEAR C PART THREE TIMES

SEQUENCE: A B BREAK A B B BREAK C
```

REACH!

INT.+/ADVANCED LINE

ARTIST: NEW GRASS REVIVAL
"ANTHOLOGY" (CD & CASSETTE)
CHOREO: STEVE SMITH



WAIT 64 BEATS:

A

```
1 4-BEAT FLEA     DS-DT-H-DS(XIB)-[illegible]-RS
                   L
4 DUCKWALKS       DS-DS-DS-DS (Forward & swiveling feet)
                   L
                                                  ------3/4 L---------
1 PAUSE AROUND    DT(XIF)-DT(X)-SPLIT--Pause--HOP-HOP-STEP-STEP-SL-DS-DSRS
                   L                           R   R    L    R   R  L  R
```

REPEAT ABOVE SEQUENCE 3 MORE TIMES

B

```
4 SHUFFLES        R, L, R, L (With arms up in air on each SLIDE)

1 HOT HARRY       DS-DD-HB-SPLIT-SL
                   L  R  L   LR   R

1 TOUCH IN TIME   BA-TCH----BA-TCH----BA-TCH----SPLIT-SL
                   L  R      R  L      L  R       LR   R
                   a  1      a  2      a  3        &   4

1 ROCKING CHAIR   DS-KICK--DSRS   (1/2 R)
```

REPEAT THE ABOVE SEQUENCE

C

```
                  ------forward--------     ---3/4 R---
4 BUCK & RUNS     DS-HB-SL--BA-HB-HB-SL----DS-DS-DS-RS
                   L  R  R   L  R  L  L     R
```

VOCALS---"And you'll never grow....old"

D

```
8 SHUFFLES        4 Forward, R, L, R, L
1 HIGH HORSE      DS-DT(XIF)-DT(X)-RS-SPLIT-SL--DS-DSRS
                   L
2 QUARTER KICKS   DS-KICK--DS-KICK   (1/4 L ON EACH)

1 KARATE          DS-KICK TURN(1/2)--DS-KICK
                   L
1 TOUCH IN TIME
1 HOT HARRY
```

SEQUENCE: A-B-B-C---A-B-B*---B-B**---VOCALS---D

B*--Replace TOUCH IN TIME and ROCKING CHAIR 2nd time through with 9 running steps. Turn 1/2 R and then move forward-"jogging style."

B**-Circle 1/2 L on 2nd set of 4 SHUFFLES and then do DT-OUT with both feet and stop. This occurs on the 5th beat.

EASY-INTERM LINE.

A REASON FOR THE RAIN

ARTIST: LARRY BOONE, MERCURY 872-046-7
CHOREO: SALLIE ADKINS, 4354 CHARLOTTE RD, COLUMBUS, OHIO 43207

WAIT 16 BEATS. LEFT FOOT START. (COUNTRY MUSIC).

PART A:

2 X DT(B)/H BR/H DS RS DT(B)/H BR/H DS RS HARD STEPS
L R L R L RL R L R L R LR

2 X DS DS HEEL HEEL ROCK STEP DS DS HEEL HEEL ROCK STEP HEEL WALKS.
L R L R L R R L R L R L

2 X DS SL STEP(XIB) DS RS DS SL STEP(XIB) DS R S KY. SLIDE.
L L R L RL R R L R L R

DS DS DS STOMP STOMP(MOVE FWD) DS DS DS ROCK STEP (MOVE BWD)
L R L R L R L R L R

PART B:

DS ROCK STEP ROCK STEP ROCK STEP (MOVE LEFT)(MAKE RAINBOW WITH ARMS LEFT TO RIGHT)
L R L R L R L

(REPEAT ABOVE MOVING TO RIGHT)

TOE HEEL TOE HEEL TOE HEEL TOE HEEL (BACK UP)(MAKE RAIN WITH FINGERS)
L L R R L L R R

DS RS DS RS (MOVE FWD)
L R

REPEAT PART A:
REPEAT PART B:

PART C:

DS DS DS ROCK STEP(MOVE FWD) DS RS RS RS (CHAIN 3/4 RT)
L R L R L R LR LR LR

REPEAT ABOVE 3 MORE TIMES TO FORM BOX.

SEQUENCE: A, B, A, B, C, B, A, B, A, B,B, C.

VERSE CHORUS CHORUS tape ch.

ROMEO AND JULIET

EASY LINE DANCE
RECORD: Romeo & Juliet by Stacy Earl
CHOREO: Jeff Driggs 29A Lake Chaweva Cross Lanes, W 25313

Wait 32 beats
Left foot lead

PART A

TRIPLE BRUSH FORWARD,TRIPLE BACK UP
4 BASICS TURN 360° LEFT

REPEAT TRIPLE BRUSH FORWARD AND TRIPLE BACK AND 4 BASICS 360°

PART B

DO A STOMP DOUBLE (STOMP DS DS R S) AND A TRIPLE TURNING ½ RIGHT TO BACK
4 STEP HEEL TOUCHES
REPEAT STOMP DOUBLE, TRIPLE TURN & HEEL TOUCHES TO FACE FRONT

REPEAT PART B

PART C

DO TRIPLE BRUSH FORWARD, TRIPLE BACK UP AND 4 BASIC 360° LEFT
DO 2 CROSS TOUCHES (S-XIF TCH-OTS S-XIF TCH-OTS)

PART D

TRIPLE FORWARD
SHOW OFF (PICK RIGHT FOOT UP - SWING IT RIGHT & RIGHT THEN DO A BASIC ON THE RIGHT)
DO A ROCKIN' CHAIR TURNING ¼ LEFT
DO A FANCY DOUBLE
REPEAT TRIPLE, SHOW OFF, ROCKIN' CHAIR TURN AND FANCY DOUBLE TO FACE ALL FOUR WALLS

REPEAT PART B

REPEAT PART C

REPEAT PART D

REPEAT PART A

REPEAT PART B

REPEAT PART A

PART E

DO 2 ROCKERS (DS R-XIF S R-OTS S R-XIB S)
DO A ROCKIN CHAIR TURN ¼ LEFT
DO A FANCY DOUBLE
REPEAT ROCKERS, ROCKIN CHAIR TURN AND FACY DOUBLE TO FACE ALL FOUR WALLS

ENDING

DO 2 ROCKERS, A ROCKIN CHAIR AND A FANCY DOUBLE

Judy's School of Dance

LEARN CANADIAN STEP DANCING WITH JUDY WAYMOUTH

INSTRUCTIONAL VHS VIDEOTAPES

CHECK TAPES YOU WISH TO ORDER:

☐ **LEARN TO STEP DANCE**	Basic fundementals for beginners	$25.00
☐ **OLD TYME REEL I**	Contains 10 steps based on traditional Step Dancing. Excellent extension to above tape	$35.00
☐ **OLD TYME REEL II**	Progressively more difficult 11 steps	$35.00
☐ **OLD TYME REEL III**	Contains 10 Advanced level steps	$40.00
☐ **OTTAWA VALLEY REEL I**	Contains 11 steps based on modern step dance. Excellent extension to "learn to" tape	$35.00
☐ **OTTAWA VALLEY REEL II**	Progressively more difficult 11 High Int. steps	$40.00
☐ **OTTAWA VALLEY REEL III**	Builds on above tapes. 10 highly Advanced steps	$50.00
☐ **OTTAWA VALLEY REEL IV — THE CHALLENGER**	11 great steps to challenge the most Adv.	$50.00
☐ **WALTZ CLOG**	To a waltz, 4 easy steps, 4 advanced steps plus 2 couple moves	$40.00
☐ **TWO-STEP**	Contains 10 Int. to Adv. steps to a two step	$40.00

AVAILABLE JULY 1st 1992

ORDER FORM

Name _____ Telephone _____

Address _____

_____ Postal or Zip Code _____

Sub-Total of Video Purchases: _____

Shipping and Handling—$3.00 per Video _____

TOTAL ENCLOSED: _____

Mail to:
JUDY WAYMOUTH
R.R. 4, STRATFORD, ONTARIO
CANADA N5A 6S5