National Clogging Convention



Memphis, Tennessee

9th National Clogging Convention ®
Memphis Convention Center
November 26-28, 1992

"CLOGGING HAPPENING OF THE YEAR"

EASTER WEEKEND April 9, 10, 1993

Fontana Village NC

11th ANNUAL

POSSUM HOLLER



FEATURING: POSSUM TROT WORKSHOP TEAM
JOANN GIBBS, DIR., LILBURN, GA
JOYCE ENGLAND, NORCROSS, GA

TANDY BARRETT, STONE MOUNTAIN, GA
SCOTTY BILZ, STONE MOUNTAIN, GA

THE BEST IN GUEST INSTRUCTORS

COME SPEND EASTER WITH THE POSSUMS:

$22.00 PRE-REGISTERED
$25.00 AT DOOR
$10.00 SPECTATORS

NAME_____

ADDRESS_____
City/State/Zip

MAIL TO: 507 ANGIE WAY, LILBURN, GA 30247 (404) 925-1475

Fontana Village Resort

EASTER WEEKEND
POSSUM HOLLER

April 9, 10, 1993

COME ENJOY FONTANA'S FAMOUS FLOOR AND SMOKY MOUNTAIN ATMOSPHERE!!

EARLY BIRD DANCE THURSDAY NIGHT 7:30 - 10:00



FOR RESERVATIONS, CALL 1-800-849-2258

(704) 498-2211

ENJOY: ALL LEVEL WORKSHOPS
AIR-CONDITIONED HALLS MOUNTAIN DINING

FEATURING: ***POSSUM TROT WORKSHOP TEAM***

JOANN GIBBS, DIR. LILBURN GA
JOYCE ENGLAND, NORCROSS, GA
TANDY BARRETT, STONE MOUNTAIN, GA
SCOTTY BILZ, STONE MOUNTAIN, GA

the best in guest instructors

FOR ADDITIONAL INFORMATION
(404) 925-1475

EXHIBITION REQUEST ( )

TEAM NAME _____

DIRECTOR _____

ADDRESS _____

CITY/STATE/ZIP _____

PHONE # ( ) _____

LODGING RATES PER NIGHT PLUS TAX:

INN ROOM	$40
INN ROOM W/ FIREPLACE	$55
COTTAGES:	
LAUREL, TV, AIR CONDITIONING, 2 BR, 1 BA	$ 78
LAUREL, FIREPLACE & JACUZZI, 2 BR, 2 BA	$110
DOGWOOD, 2BR, 1 BA	$ 58
DOGWOOD, 1BR, 1 BA	$ 40
DOGWOOD 3 BR	$ 68
HEMLOCK, 2 BR, 1 BA	$ 45

Table of Contents

PROGRAM

Thursday, November 26 3
Friday, Saturday November 27,28 4
Instructor Certification 6
Credits 7
List of Instructors 9
C.L.O.G. Executive Committee 10

MAPS

Mezzanine Level 11
2nd Floor Main Dance Hall Level 12
Main Lobby Level 13
Theatre Complex 14

Exhibition Schedule 15
Salute to James Hyter 16

INSTRUCTOR SCHEDULE

Friday, November 27 18
Saturday, November 28 19
Schedule of Classes 20

Membership Application 21
Insurance Application 22

BASIC

Keep On Walkin 23
One More Payment 24
On One Else On Earth (Moreland) 25
Bubba Shot the Jukebox 26
Too Much 27
Old Flames Have New Names 29
Wear My Ring 30
Life Is A Highway 31
Good Man-Good Woman 32
Same Ol' Love 33
Sparkle 34
It's the Same Old Song 36
When Love Comes Around the Bend 37
Chasin' That Neon Rainbow 38
Lookin' Out My Back Door 39

INTERMEDIATE

Keep It Comin' 43
I Miss Misbehavin' 45
Next Thing Smokin' 46
I Feel Lucky 48
Guitar Fiddlin' Joe 49
Oh Lonesome You 50
Norma Jean Riley 51
That's What I Like About You 52
Home Sweet Home 53
Move This 54
Show Me A Woman 55
Whatcha Gonna Do With A Cowboy 56
Boot Scootin' Boogie 58
I Am Ready 60
Talking To Hank 61
We Tell Ourselves 63

ADVANCED

No One Else On Earth (Fayne) 67
Hitman 69
Dixified 71
Twilight Zone 74
All For Love 75
Can You Feel the Passion 77
The Way to Your Heart 80
Vibeology 82
The Best Things in Life Are Free 83
I Can't Get Down 85
Life Is A Highway 87
Get Ready For This 89
Introduction to Step Dancing 90

CLOG CUE

Rollin' In My Sweet Babie's Arms 95
Banjo Signal 96
Boilin' Cabbage 97
Maggie 98
I'd Go Crazy 99
Is It Still Over 101
Casey Jones 102
Country-Western Line Dance 103
Connie Jo Hoedown 105
Ragtime Annie 106
Restless 107
Fastest Harp in the South 109
Ruby 110
Our Love Was Meant to Be 111
Smoke Along the Track 112

Welcome to the 9th National Clogging Convention®
Memphis, Tennessee, 1992

Wednesday, November 25, 1992

Ribbon I.D. is not necessary for today's or Thursday's activities.

Video Policy - Please read carefully.

Privately owned videos WILL be allowed this year for a fee of $30.00 per camera. All cameras must be tagged at the Registration desk in order to video any workshops or seminars. Your cameras are allowed in the Theater both nights at no charge.

NOTE: No audio tapes will be furnished with the video tapes, in response to concerns by our music suppliers.

C.L.O.G. Inc. has arranged for professional video tapes of this year's convention material. A professional crew will tape a 5 minute walk through of each instructors material. There will be NO musical accompaniment due to music licensing laws. All takes will then be spliced into 2 tapes - one for Friday and one for Saturday. Each tape will contain 1 day's full walk through and will sell for $50.00 each (about $1.10 per routine). 85% of all profits will be returned to the instructors. Only attendees of the convention will be eligible to purchase tapes—no mail orders will be taken. There is an additional charge for postage and handling. **Instructors reserve the right of refusal.**

7:30 P.M. to 10:30 P.M. Early Bird Registration - Seminar Rooms - Mezzanine Level - Convention Center. (Follow Signs) Hosted by David and Susan Phillips, Marie and Jimmy Lovelace and the Riverboat Cloggers, Peggy Masters and the Gibbs family.

C.L.O.G. Supply Booth - Steamboat, Cotton Row Rooms - Mezzanine Level - Convention center - (Just across hall from Registration). Pick up your brand new "Early Bird" shirt - (same design as our jackets!), check out this year's "cool" jackets! Inquire regarding cassette tapes of Memphis Symphony, "Memphis in May" concert featuring Mr. James, "Ol' Man River", Hyter.

Hosted by Bob, Anoree and Shannon Lowery, Terry Glass and the Tennessee Hoedowners and Carol Hill. Hospitality Booth opens in Main Lobby staffed by Rita Stokes and Memphis Edition Cloggers - under INFORMATION Sign - also lost and found and directions.

8-10 P.M. Early Bird Dance - Basic Hall honoring our Apprentices for 1992 and their coaches - open and free to all. Hosted by Carol Hall.

Thursday, November 26, 1992

NOTE: Be sure to get your shirts, jackets and syllabus FIRST! They don't last long!!! Cotton Row - Steamboat Room - Mezzanine.

10:00 A.M. Registration remains on Mezzanine Level - Convention Center. Syllabi, shirts, jackets just across the hall. Hospitality Desk open in Grand Lobby - under "Information" sign. Transportation Room L-7 off Main Lobby

Approx. 3:00 P.M. C.L.O.G. Supply: Syllabi, shirts and jackets moves to shopping Mall - adjacent to CLOG-Q hall - Main Dance Level. Visit State Organization tables - Shopping Mall.

5-7 P.M. "Taste of Memphis" - Main Lobby Convention Center. Barbecue and the trimmings, catfish and hushpuppies, Cajun beans and rice - $9.95 adults + tax (no tip), $5.75 (4-11 years) + tax, free - 3 and under.

NOTE: A Pre-purchase booth will be open in the lobby Wednesday and Thursday for this meal. Tickets also still available at meal time.

10:00 A.M. NEW! Pick up your application for CCI designation (Certified Clogging Instructor). CLOG Service and membership Booth opens on Main Dance Level - staffed by Marianne Doan, Debbie Gardner, Donna Daniel, Carol Hollis, Louise Barge, Skip Lemmond and Teresa Geer.

BE SURE TO ORDER YOUR VIDEOS - Don't go home without a complete set - (no mail orders).

Here's where you check on renewal of your ASCAP/BMI licenses, instructor liability insurance and current membership status - Yes, we can take your music license fees now to cover you till March 1, 1994! All insurance is renewable NOW!

NOTE: Here is also where you get your reserved seats for Saturday Night's **"Make Mine Memphis Music"** in Dixon-Meyers Theater. FREE RESERVED seats for all C.L.O.G. **MEMBERS** or **Associate Members.** See Kay or Foreman Heard. Preference given to Weekend Registrants.

7:15 P.M. to 8:00 P.M. **"A Taste of Memphis Music"** Featuring a unique Memphis Tradition, Mr. Rufus Thomas and the Band. Known as the "Funkiest Man alive", he'll have you "weepin' and wailin' and jumpin' and jivin' with the Funky Chicken himself in the Basic Hall - Main Workshop Level - Free and open to all. Don't be late!

8:30 P.M. to 10:30 P.M. Welcome Dance - Intermediate Hall - Main Workshop Level. Hosted by Tandy Barrett - Egyptian Theme - Come dressed (not mandatory). Prizes and giveaways. Free and open to all. Pick up state signs for Parade of States Friday.

NOTE: For Your Convenience:
A food court will be in operation starting Thursday A.M. with drinks, salad and sandwiches then Friday and Saturday from 8:00 a.m. to 5:00 p.m. with breakfast and Saturday from 8:00 a.m. to 5:00 p.m. with breakfast and lunch buffets and afternoon snacks until 5:00 p.m. This is located adjacent to the Intermediate Hall Dance Area. Late night goodies - Thursday and Friday night.

10:30 P.M. Instructor and M.C. Staff Meeting - Conference Theater Hotel Overpass.

Friday, November 27, 1992

IMPORTANT - Access to all activities is by Ribbon ONLY

8:00 A.M. to 6:00 P.M. Registration - Grand Lobby. Syllabi, shirts and jackets - Clog Supply Booth - GET THERE FIRST! Shopping Mall - Main Dance Level.

Be reminded to please be kind to our security folks, Jimmy and Marie Lovelace and the Riverboat Cloggers. Please wear your ribbons in a prominent place - ribbons in pockets will NOT get you in, but will slow things up.

9:00 A.M. to 4:45 P.M. WORKSHOPS AND SEMINARS - See class schedule.
NOTE: Special classes for Brand New Beginner dancers in West Lobby - ground level - free and open to all, no ribbon required—for family, friends and public. Taught by some of our most talented instructors. Try it - you'll like it!

3:00 P.M. Exhibition Directors Meeting - Andrew Jackson Ballroom, Naomi Fleetwood.

4:45 P.M. Line up for Parade of States in Clog Cue Hall - hosted by Skip Lemmond and Teresa Geer. Be sure to decorate those banners. Trophy for Best Banner and State with most in attendance! Parade to proceed to Intermediate Hall.Anouncement of next year's location. Get next year's rooms RIGHT AWAY!

REMINDER EXHIBITION : Doors to theater will NOT open until rehearsals for Spectacular are over. Please be patient if this is not exactly on time. We have a very sophisticated stage with many variables this year. This may require a little extra time to better prepare for Saturday night's performance.

Approx. 7:30 P.M. Exhibitions, hosted by Naomi Fleetwood and MC'd by John Douglas and Big John Walters, Dixon-Myers Theater. Admittance by ribbon or pass only. All dancers performing must be fully registered and wear their ribbons for access to the Theater complex. Ribbons or passes are available at the Registration areas all days, and in the Theater Lobby both Friday and Saturday evenings after 6:00 P.M.
NOTE: One entrance and one entrance only may be used leading into the theater complex. See floor plan of theater building for location. General Admission Seating Only.

READ CAREFULLY: Your Convention Registration Ribbon entitles you to attend all convention functions, at no additional cost including the Friday exhibitions and the Saturday Night Convention Spectacular: **"Make Mine Memphis Music"** . (General Admission seating). C.L.O.G. dues paid members or associates are entitled to RESERVED seats for the Saturday night performance only. (For more information on reserved seating, see Foreman Heard or Kay Heard at the CLOG Service Booth - Shopping Mall). Those without ribbons will need to see David and Susan Phillips at the Registration Desk. In addition, your ribbon admits you to all dances and After Parties including the Beale Street Bash Saturday night.

Approx. 9:30 P.M. to 11:30 P.M. Dance Party - Intermediate Hall - dance Level - Convention Center. Hosted by Steve Smith and guests, Rick Smith, Laura Anderson, Bill Nichols and Elliott Skeen.
PARTY FOOD: Pizza, soft drinks and goodies, cash basis, same hall.

Saturday, November 28, 1992

Don't forget to wear your ribbon!!

8:00 A.M. to 6:00 P.M. Registration, main lobby. C.L.O.G. Supplies, Shopping Mall. C.L.O.G. Service Booth, ASCAP/BMI Insurance Membership, Shopping Mall. Hospitality Booth, Grand Lobby. Transportation, Vans, L-7, off

Main Lobby. Visit State Organization Tables. Food set up all day in Food Court, Intermediate Hall. BE SURE TO ORDER YOUR VIDEOS!

9:00 A.M. to 4:45 P.M. WORKSHOPS AND SEMINARS (See class schedule).

7:30 P.M. CONVENTION SPECTACULAR: **"Make Mine Memphis Music".** This year's show features 400 of our spectacular dancers and vocalists. In addition, we are honored to welcome to our state, Mr. James, "Ol' Man River" himself, Hyter who is a living legend. His rich bass baritone voice thrills audiences around the world. A special welcome to Olivet Church Choir under the direction of Dewayne Kirkendhal; Pastor: The Reverend Kenneth Whalum.

The Spectacular was written, directed and designed by Debian Woods and Chip Woodall.

Staged and produced by Rex Burdette.

Assistants to the Directors: Scott Radabaugh, Todd Coker, Shannon Lowery and Scott Bilz.

Choreographed by: Chip Woodall, Debian Woods, Scott Radabaugh, Todd Coker, Scott Bilz, Simone N. Pace, Jay Ledford, Sherry Glass, Chip Summey, Trevor and Terry Shakiba, Stephanie Scheu, Kim Harmon, Charlene Burton, Nora McCullar, Judy Waymouth, Lynne Goode, Rachel Ferguson, Jeff Corley, Mike Altman and Lori Hardy; Tootie Coker, Missy and Matt Pearson, Arnett and Greg Johnson, Stacey Maples and Shannon Lowery.

Costume Design by Cathy Monsour. Stage Manager: Glenn Hall. Scenery and Props, Shirley and Lee Bartlett Sound: David Spencer.

STARRING

Southern Connection	Chip Summey
Jazz Clogging Kids	Trevor Shakiba
Clogging Express	Tootie Coker
Dixie Footstompers	Nora & Lendall McCullar
Yellow Rose	Charlene Burton
Hot Foot Express	Kim Harmon
Cat's Paw	Stephanie Scheu
Canadian Step Dancers	Judy Waymouth
Silver Bullets Plus	Simone N. Pace
Dance Sensation	Lynne Goode
Rachel's Clog Dance Co.	Rachel Ferguson
Little Footstompers	John & Shirley Walters
	Scott & Connie Bilz
Tennessee Hoedowners	Sherry Glass
Tennessee Thunder	Sherry Glass
Soundsations	Jeff Corley
Travelin' Shoes	Lori Hardy
Klogghoppers	Missy Pearson
Arizona Pride	Colleen & Matt Pearson
Treasure Valley Cloggers	Arnette & Greg Johnson
Kalico Kids	Debian Woods
Dixieland Dolls	Shannon Lowery
Southern Magic	Jane Wells
DRS Express	David Spencer
Touch of Class	Stacey Maples
Leather and Lace	Jay Ledford

Greeting by: Local Convention Coordinators: Marie & Jimmy Lovelace and the Riverboat Cloggers, joined by Foreman Heard and Mr. James Hyter.

VOCALISTS & SPECIAL GUESTS

Special Guests:

Jim "Ol' Man River" Hyter	Olivet Church Choir
Callie Swensen	Sherry Glass
George Little	Scarlett Monsour
Kendall Brock	Simone N. Pace
George Woods	Collette Boudreauz
Dustin & Miranda Fowler	Foreman Heard

AFTER PARTY - Beale Street at Night: free club admission with ribbon. Live music, dancing inthe street (weather permitting). Street will be blocked off. Beale Street is right behind the Peabody and Radisson Hotels. See hospitality booth for directions.

Hope all of you had a great time and as much fun as we did. We'll see you next year. MAKE YOUR ROOM RESERVATIONS NOW.

Love,

JoAnn, John, The Board and your 1992 Executive Committee

You Asked For It— ☞ You've Got It!

C.L.O.G.'S NEW INSTRUCTOR CERTIFICATION PROGRAM.

Applications available at the Convention or by mail following the Convention.
The objectives of our Certification Program are:

1. To raise the standards of our profession.
2. To encourage self-assessment by offering guidelines for achievement.
3. To identify persons with acceptable knowledge of principles and practices of the profession and related disciplines.
4. To award recognition to those who have demonstrated a high level of competence and fitness for our profession.
5. To improve the performance in the profession by encouraging participation in a continuing program of professional development.

The program is to be considered entirely voluntary and is open to members and non-members. Applicants will embark on a program of study culminating in the designation CCI - Certified Clogging Instructor—to be used on cue sheets, business cards, letterhead and all published material.

Benefits of certification to the individual:

1. Increased self-esteem through in-depth knowledge of chosen course of study.
2. Increased respect and recognition in the field.
3. Increased opportunity for upward mobility and better ability to compete in the market.
4. Increased renumeration.
5. Increased professional credibility.

Credits

Each year as I approach this project I continue to marvel at the dedication and commitment of our staff.

It takes a very special combination of talents and energy to bring this event to life. Each of these folks possess unique and valuable skills which they unselfishly contribute to the overall success of this undertaking. Many have never worked on the Convention before, others return, by volunteering year after year to give stability and continuity to the process. Some have not worked together as a team on such an enormous undertaking. You would certainly never know this when witnessing the results. After the initial "birth by fire", they soon settle in and proceed to function like a well oiled machine! However, the oil in this case is YOUR appreciation and recognition of their efforts. They do this for YOU, to make YOUR convention attendance worth the trip and as much fun as they know how to make it. Keep in mind, nobody said the road wouldn't be bumpy, filled with obstacles, or full of ruts and mud holes! The curves are frequent and tough; the hills are steep and long. But they hang in there and just "keep on truckin'"!

So join me in showing your appreciation to all these VERY SPECIAL PEOPLE and those who work alongside them to "make the wheels turn".

To our super local hosts, the dancers and families of Memphis:

Marie and *Jimmy Lovelace,* whose group, the Riverboat Cloggers and friends are pulling triple duty this year. (You'll notice I emphasized RIVER: This is so I don't get sent down the river with the next SHOWBOAT!) They are working registration, SECURITY and transportation. Thanks to *Ken* and *Gayle Moore* who will be there at the airport to welcome you. All of which proves how multi-talented and resourceful this whole group really is. You say you need a 1956 RED Thunderbird convertible; (Just happens Marie's brother-in-law owns one!) or how about an Egyptian Sphinx - NO PROBLEM! They also have TWINS if we need those!

By the way—special thanks to *Tony George* for the use of his 50's Classic! You'll see it in Saturday night's **"Make Mine Memphis Music."** An extra dose of gratitude and affection goes to *Ken* and*Gayle* and their crew of van drivers. I can guarantee you'll feel right at home with these warm and caring hosts.

To *David Phillips* and wife, *Susan*, for the multitude of support they lend to this project YEAR ROUND. David continues as our computer "Whiz Kid", designing flyers, schedules and programs faster than I can proof them, and Susan is rapidly catching up with him. She's super with details and layout. In Dieter's absence, she pitched in on the Syllabus some. (Just be careful how you say **"MAKE MINE MEMPHIS MUSIC".** They have 3 hours invested in those 4 words! You'll find them at Registration as usual. Also, ask David about going out to eat catfish in Nashville. The food and fun were great, but some of it just "WENT RIGHT OVER DAVID'S HEAD!"

To *Rita Stokes* and *Memphis Edition Cloggers* for attending to your hospitality needs. They'll be under the INFORMATION sign in the Grand Lobby, with directions around town and how to find everything. We sure appreciate their help. Also, this is Lost and Found. They also see to our Instructor "goodie bags."

To *Marianne Doan,* who you'll need to see at the C.L.O.G. Service Booth. She really got saddled with the Syllabus this year, BESIDES the usual crush of last minute convention preparation. But as always, gets everything done. All she really needs ME for is to find her glasses!

To *Chip Woodall* and *Debian Woods* who have again invested many months in writing, choreographing, designing and coordinating our convention Spectacular. These two have definitely "got their act together!" Should we call it Woodall and Woods, or Woods and Woodall? Either way, the result is the same! GREAT! Few people realize the work that goes into this presentation. But seeing is believing and that happens Saturday night! With Chip's wife, Donna expecting her baby ANY MINUTE, things have been pretty hectic at their house! We're all holding our breath in hopes that minute does not occur over Thanksgiving. I'm not sure who's more anxious—Chip, Donna, Debian or ME! This is definitely not something that can be "written into the show!" Seriously, we just look forward to a happy, healthy mother and child—whenever it arrives!

To *Dieter Brown* for doing all he could to keep tabs on the Syllabus, but his moving to Ashville sure put a crimp in our style. We Miss You Dietz!

To *Kathy Monsour* for the tons of time and effort spent on costuming this year, considering she is the mother of "Miss Scarlet" and recalling her dedication to the "use of a curling iron" in Orlando, I am not surprised with her performance.

To *Bob and Anoree Lowery* who are about to spend their 9th straight Thanksgiving at the CLOG Supply Booth. They have been through shirt riots, Syllabus shortages, and Laser Noodle campaigns. From Memphis to Mobile and all points in between. They're always there when I need them.

To *Sally Thompson* for rounding up the Hilton equipment and accessories. She'll be scurrying around "reviewing the troops" as only "Colonel Klink" can do! AND, it WILL all work and we WILL all treat the equipment with care! RIGHT??

To *Terry Glass and the Tennessee Hoedowners* for pitching in to back up Bob and Anoree. Now Terry is another "rare breed." Last year it was insulation, the year before, dry ice and fog. This year—syllabi and jackets. What next? Whatever it is, you can bet it'll get done! Also to JoAnn who continues to help out at Registration and supplies and always makes Terry look good.

To *Rex Burdette* who will again bring our convention Spectacular to life juggling lights, curtains, scenery, special effects and a cast of 400. He's really good at this! Keeping up with so much stuff; where it goes, how it gets there; what it will look like. Now, if he could only figure out how to hang onto his shoes and find his car, he'd have everything under control!!

To *Tandy Barrett* for hosting the Welcome Dance—not even Cleopatra could show you a better time!

To *Steve Smith* for hosting the Friday Night dance, and to *Rick Smith, Lara Anderson, Bill, Garland and Elliott* for helping out.

To *Naomi Fleetwood* for handling the Exhibitions. She's really blazing some clogging trails in Germany! We had two groups of her German students at last year's convention! We sure appreciate all your hard work, Naomi, but watch out, Joyce is here this year! If you hear someone barking outside your door, you'll know who!

To *Carole Hall* for looking after our apprentice recognition dance and assisting us with the Certification Program. She is best remembered by some for the "Invasion of the Craw-Dads"at Fontana one year! (Where she also buried "Sally Gooden").

To *Darl and Mary Ann Moreland* for their continued fine work with our exhibitors. We always have the most extensive Shopping Mall in clogging and that's because they know how we all love to shop!

To *Lynne Goode* for working on the instructor recognition for Friday night. Well, now that Justin has his own Jeep, I don't feel needed anymore!

To *Ross Hall*, an old acquaintance and new friend, who lives here in Memphis and has been working on local promotion for us. If you were at the first National in Mobile, you'll recall him as the Building General Manager there. He's gotten a whole new bird's eye view of this event and really doesn't quite know what to make of all this carrying on. With his promotions background, he's sure been a big help! He actually survived our first Parade of States and so did his radios!

To *Ray Brigance* who is not even a clogger, but is a Square Dance Caller and without a doubt one of the nicest guys you'll ever meet. He has used his contacts to secure equipment for our main halls and will be here to help get it up—such a joy to work with!

To *David Spencer* who works on the sound for show rehearsals and performance. From 1984's first Parade of States to Silver Dollar City, (by way of Arkansas), Dollywood, Fontana and all points north, south, east and west—David has been right there, holding my hand, rubbing my back, carrying OUR equipment and fussing at me to slow down! My most treasured possession is one he, Skip and Bob somehow managed to "surprise" me with at the '89 Convention. Payback is coming up!

To *Reed Davis* who will be in charge of our program for the sixth year straight. He pulls together the schedule, keeps the instructors and MC's on time and ALWAYS has a smile and a radio ready and waiting.

And to *Jean Stephenson and Elliott Skeen* for again backing up Reed. Watch out Jean, Elliott is bringing his New Wife.

To *Dave Irvine* for keeping track of sound in the main halls and checking frequencies, mikes, ohms, and whats! Or is that Watts?

To Skip Lemmond and Teresa Geer for setting up our Parade of States—working video sales and "who knows what else" before its over!

To *Jack Griffith* for doing our signs and *David and JoAnn Kessler* for supporting Marie and Jimmy.

To *Lea Weaver and her Tennessee Toe Tappers and Eads High Steppers* for jumping in whenever Marie needs them. We're especially pleased to have new people helping out!

To big *John and Shirley Walters:* John MC's our exhibitions and he and Shirley see that our beginners get a flying start.

To *Glenn Hall* who will be working backstage this year with Rex.

To the *Gibbs Kids: Gary, Denny, Louise, Cari and Billy Joe* for again coming in to spend Thanksgiving with Gram, working instead of eating, and to *Grampa Russell* for flying to Atlanta and driving a truck to Memphis so you guys will have shirts, jackets, etc! (If we run out, don't blame him!!)

To a very special new found friend, *Mr. James Hyter.* Time spent with him and his lovely wife, *Flora,* has made work on this year's show a uniquely rewarding experience. He is truly a caring and gracious gentleman, whose talents and award winning community involvement make him a delight and honor to know. He has been a true inspiration and joy to work with. His interest in our work led to the involvement of our wonderful choir.

To that wonderful *choir—Olivet Baptist Church, directed by Dewayne Kirkendhal and Pastor Kenneth Whalum* for his cooperation in enabling them to be a part of our program. If the spirit of their music does not move you, you can't be MOVED!

And especially to *John Douglas* for his ever present steady hand that smoothes out the rough spots and keeps our financial house in order. He, Betty and Chris are now back in the metro Atlanta area, and he almost got a very big surprise for his 50th birthday: Just one problem, the surprise would have been on Me. I planned it for the wrong day! There's always next year, right?

To *the kind and generous folks who MC each room and keep all the wheels turning and the time under control.*

To *our wonderful staff of Instructors* who've again put aside their Thanksgiving weekend to show you their appreciation for a year full of great workshops and we ask that you show your sincere gratitude to them for the past year's experiences. One way is to BUY A VIDEO, the other is to book a workshop. But most of all TELL them. It's "music to their ears."

MOST OF ALL ...To *you, the dancers from around the world,* who make our job so satisfying by just being here. From all of us at C.L.O.G.; we feel indeed blessed to be doing what we're doing. To have the opportunity to love what you do, and do what you love is life's richest treasure. NEVER hesitate to let us hear from you. ALWAYS know—you're the reason we exist.

As we approach this 9th holiday season together, may each of you enjoy the blessings and joys of sharing with others that which has so graciously been shared with us. God Bless!

—JoAnn, John, Marianne, Chip,
Dieter, Scott, and David

1992 List of International Instructors

Sallie Adkins
4354 Charlotte Rd.
Cols, OH 43207
(614) 491-0149

Tandy Barrett
6439 Memorial Dr.
Stone Mountain, GA 30083
(404) 469-3849

Scott Bilz
7303 Tree Mountain Parkway
Stone Mountain, GA 30083
(404) 879-1983

Dieter Brown
PO Box 302
Arden, NC 28704
1-800-722-5828

Charlie Burns
111 Armitage Dr.
Richmond, KY 40475
(606) 624-3277

Charlene Burton
3425 Hickory Lane
Deer Park, TX 77536
(713) 476-9557

Marge Callahan
7224 River Dr.
Jacksonville, FL 32210
(904) 771-7987

Jeff Driggs
29A Lake Chaweva
Cross Lanes, WV 25313
(304) 776-5233

Barry Fayne
1618 Gilmer ST
Montgomery, AL 36104
(205) 264-CLOG

Naomi Fleetwood
2055 N 500 W
Columbus, IN 47201
(812) 342-6115

Chip Futrell
111 Friendly Dr. 703
Raleigh, NC 27607
(919) 856-0344

Sherry Glass
2001 Seminole Dr.
Johnson City, TN 37604
(615) 345-2710

Lynne Goode
8317 Ball Camp Pike
Knoxville, TN 37931
(615) 691-7428

Carole Hall
Box 355
Gilliam, LA 71029
(318) 296-4323

Jay Ledford
Route 5, Box 840
Leicester, NC
(704) 683-3876

Janice Lee
611 Smithridge Park
Reno, NV 89502
(702) 825-2273

Shannon Lowery
1838 Englewood Way
Snellville, GA 30278
(404) 972-6326

Michelle Millier
2505 Fifth St. #154
Davis, CA 95616
(916) 758-4298

Darl Moreland
1979 Crystal Bay E Dr.
Plainfield, IN 46168
(317) 839-4442

Bill Nichols
245 Quail Hollow
Walhalla, SC 29691
(803) 638-6002

Simone Nichols Pace
3 Crest St.
Lyman, SC 29365
(803) 949-3300

Jeff Parrott
RR6 Box 443-D
Lake City, FL 32055
(904) 755-4883

Matt Pearson
16220 N 7th St. #2165
Phoenix, AZ 85022
(602) 993-4146

Missy Pearson
12312 E. 53rd St.
Kansas City, MO 64133
(816) 358-5283

Scott Radabaugh
2195 Carter Braxton
Orange Park, FL 32073
(914) 272-3865

Rick Smith
328 Tremont Ave.
Kenmore, NY 14217
(716) 875-3260

Steve Smith
3363 Iron Works Pk
Georgetwn, KY40324
(502) 863-6667

Elaine Steele
131 N. Higley Rd.124
Mesa, AZ 85205
(602) 641-8818

Garland Steele
Box 112
Tornado, WV 25202
(304) 727-8719

Jean Stephenson
PO Box 146
Catawba, SC 29704
(803) 327 CLOG

Chip Summey
PO Box 6534
Asheville, NC 28816
(704) 252-9988

John/Shirley Walters
4110 Morningside Dr
Cumming, GA 30130
(404) 889-8069

Judy Waymouth
RR #4
Stratford, ON
N5A 6S5
(519) 271-5504

Chip Woodall
4345 Hammond Dr.
Martinez, GA 30907
(706) 863-7648

Debian Woods
RR 4, Box 28
Meridian, MS 39305
(601) 681-8238

1992 C.L.O.G. Executive Committee

EXECUTIVE DIRECTOR	JoAnn Gibbs
FINANCE	John Douglas
LOCAL COORDINATOR	Marie and Jimmy Lovelace & Riverboat Cloggers
TRANSPORTATION	Ken & Gayle Moore & the Riverboat Cloggers
HOSPITALITY	Rita Stokes & the Memphis Edition Cloggers
SOUND	Sally Thompson, David Irvine and Ray Brigance
SYLLABUS	Susan Phillips, and Dieter Brown
VENDORS	Darl and Mary Ann Moreland
PROGRAM MANAGERS	Reed Davis, Jean Stephenson and Elliott Skeen
SPECTACULAR PRODUCER	Rex Burdette
SPECTACULAR SOUND	David Spencer
REGISTRATION	David and Susan Phillips, Peggy Masters, Marie Lovelace & the Riverboat Cloggers
SECURITY	Jimmy Lovelace & the Riverboat Cloggers
MASTER OF CEREMONIES	"Big John" Walters and John Douglas
ARTISTIC DIRECTORS & CHOREOGRAPHERS	Chip Woodall & Debian Woods
C.L.O.G. BOOTH	Bob & Anoree Lowrey, Terry Glass & the Tenn. Hoedowners, and Gibbs Family
STAGE MANAGER	Glenn Hall
SPECIAL PROJECTS	Chip Summey
MEMBERSHIP BOOTH	Mariane Doan, Donna Daniels, and Debbie Gardner, Skip Lemmond, Teresa Geer
OFFICIAL LOGO	Rosellen Kerr
SCENERY & PROPS	Shirley & Lee Bartlett
INSTRUCTOR RECOGNITION	Lynne Goode
PARADE OF STATES	Skip Lemmond, Teresa Geer
WELCOME DANCE	Tandy Barrett
PROMOTION	Ross Hall
RESERVED SEATING	Kay & Foreman Heard

12th Annual Clog Campus

June 11 & 12, 1993 Norton, Virginia



Featuring

Sallie Adkins, Charlie Burns
Kevin Bourgoine, Jeff Hill & Others

For more information:

Anna Breeding Route 1, Box 529-B Norton, Virginia 24273. (703) 328-0100 days or (703) 679-2096 evenings.

MEZZANINE LEVEL

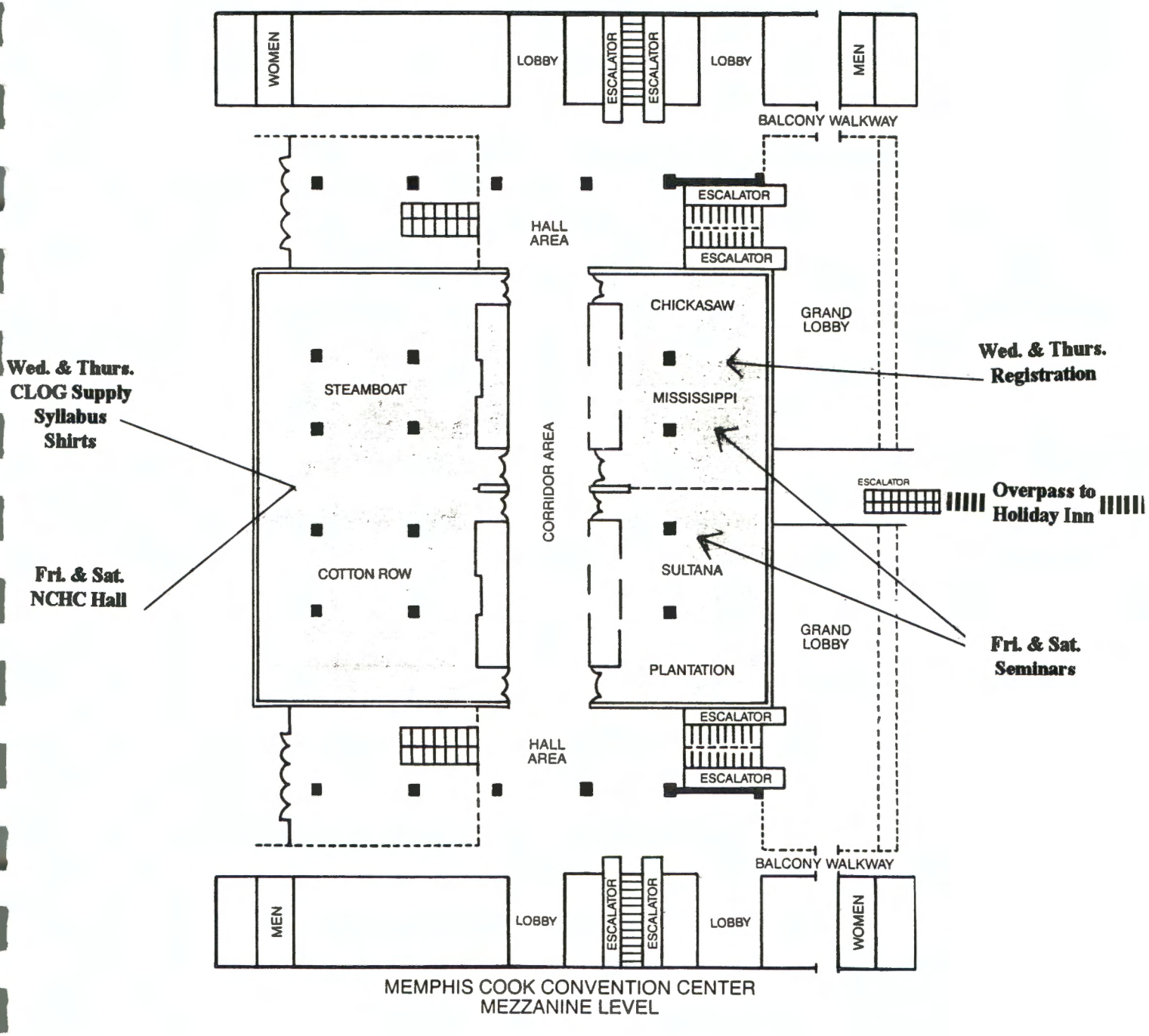

MEMPHIS COOK CONVENTION CENTER
MEZZANINE LEVEL

2ND FLOOR
MAIN DANCE HALL LEVEL

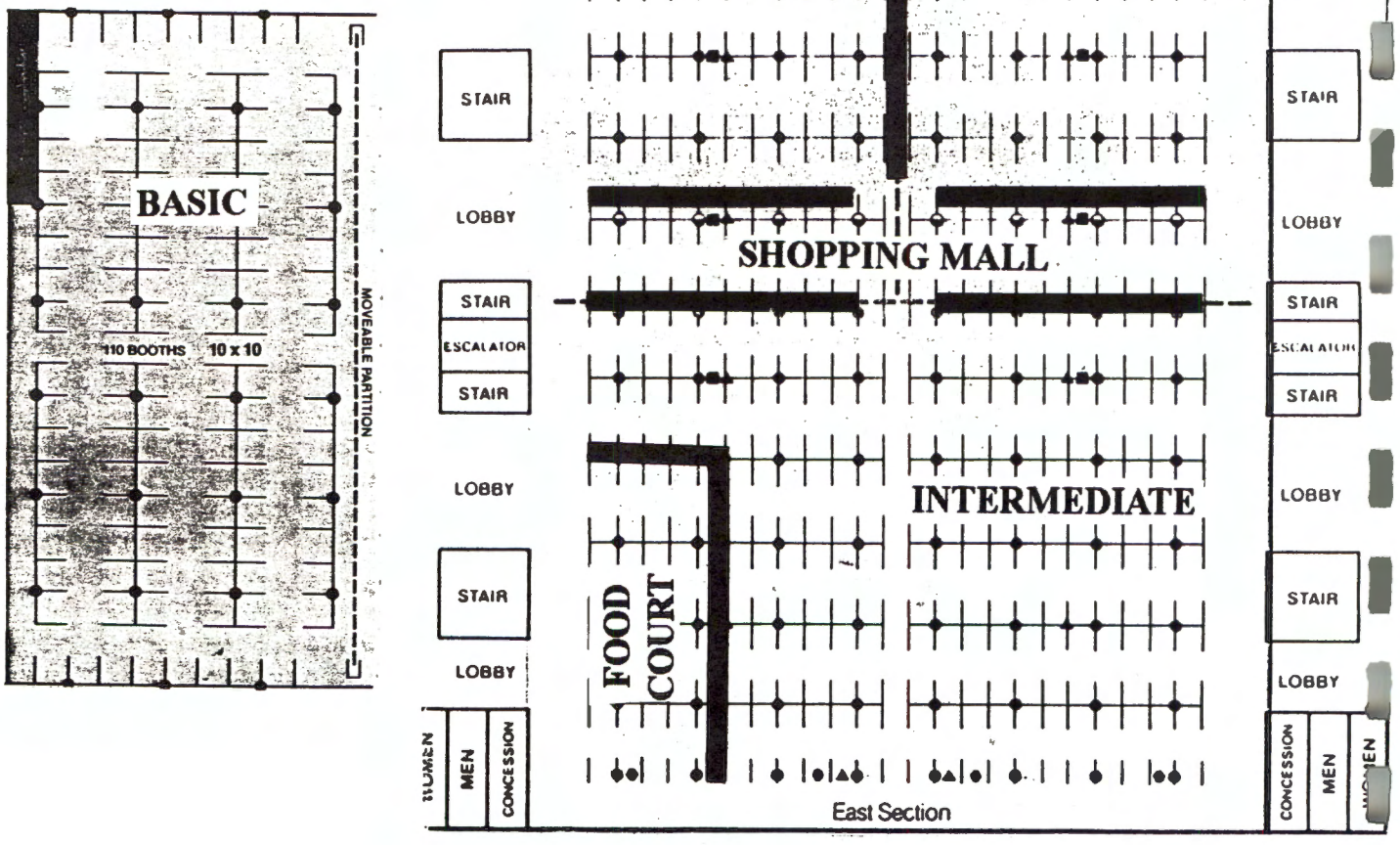

N →

MAIN LOBBY LEVEL

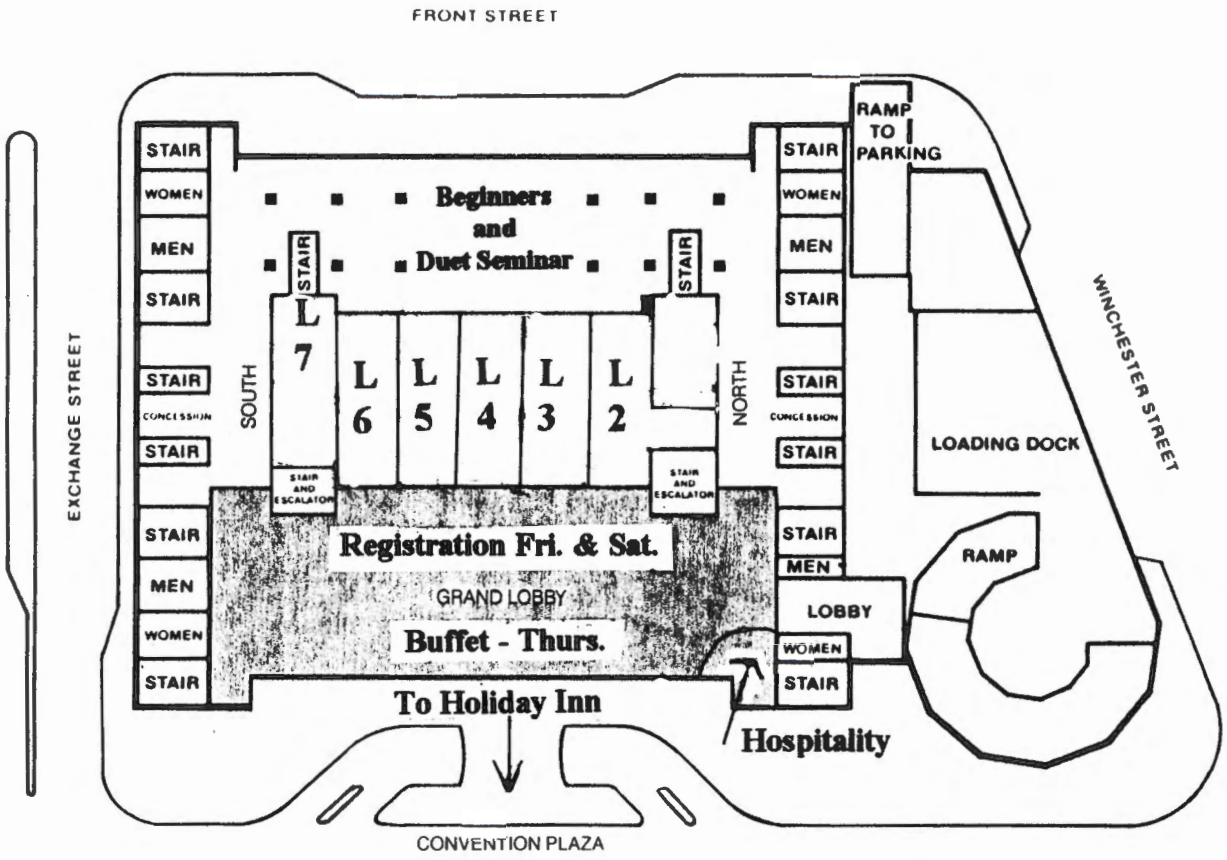

L2 - Sound Check-In
L3 - Instructor Filming
L4 - Registration Storage
L5 - Executive Offices and Program Management
L6 - Security
L7 - Transportation - Vans

THEATRE COMPLEX

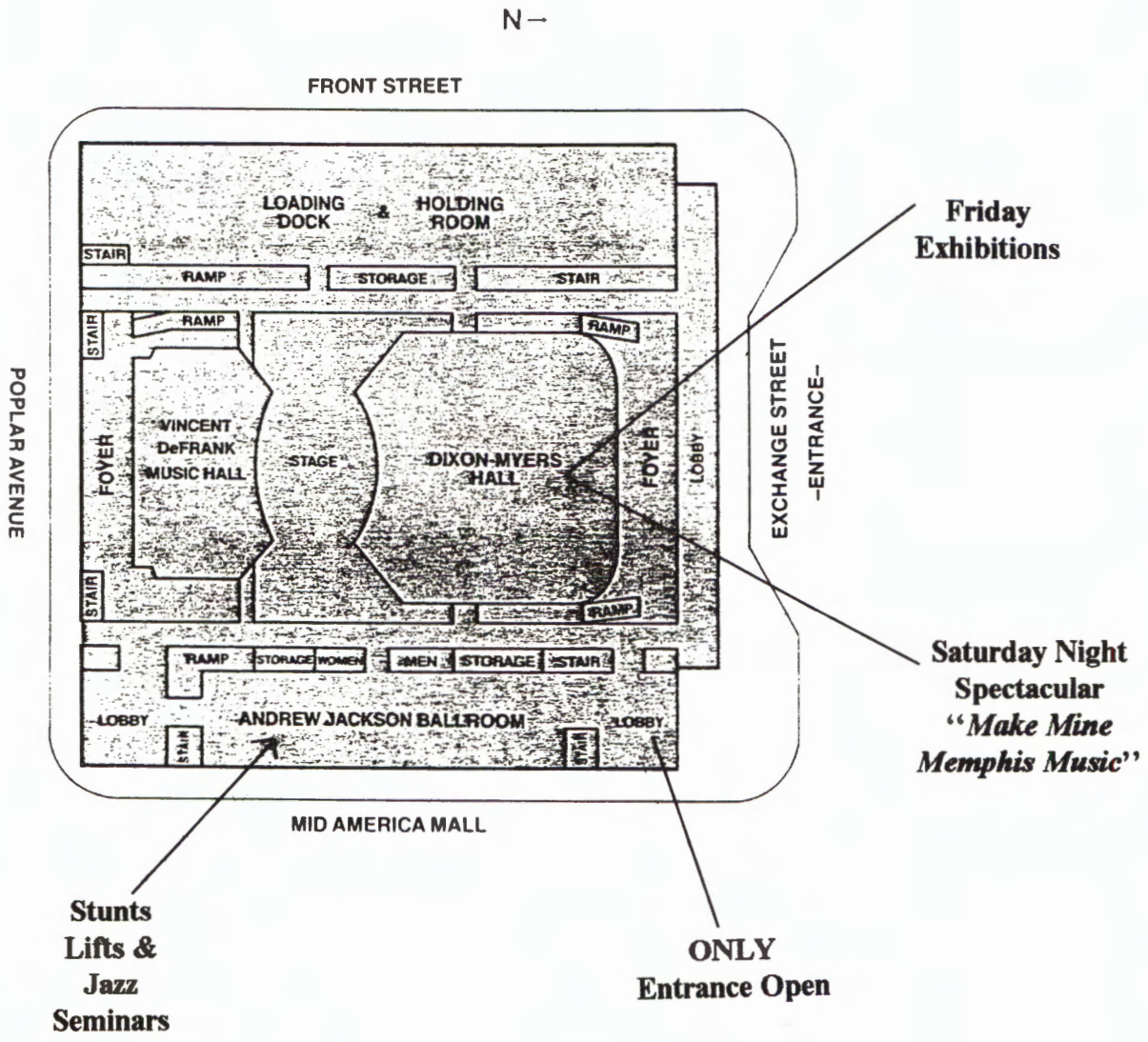

Tentative Exhibition Schedule

	TEAM	DIRECTOR	CITY,STATE
1.	Dance Sensations	Lynne Goode	Knoxville, TN
2.	KK 4-H Cloggers	Teresa Olson	Waukesha, WI
3.	Middlesex County 4-H Cloggers	Mary Lou Earl	Spotwood, NJ
4.	The Town & Country Steppers	Julie Heinbuch	Ontario, Canada
5.	Mountain Valley Cloggers	David Marrella	Rindge, NH
6.	Memphis Edition Cloggers	Rita Stokes	Memphis, TN
7.	Canadian Step Dancers	Judy Waymouth	Ontario, Canada
8.	Glory Bound Cloggers	Pat Wilks	Jonesville, LA
9.	Golden Eagle Cloggers	Kelvin Shores	Hillsboro, TN
10.	Energy Express	Arnette Johnson	Meridian, ID
11.	Crescent City Cloggers	Lynnette Rock	Metairie, LA
12.	Perry Country Cloggers	Deanna Etienne	Derby, IN
13.	Tennessee Toe Tappers	Lea Weaver	Eads, TN
14.	Dixie Footstompers	Nora McCullar	Gardendale, AL
15.	Rebel Pride Cloggers	David Grose	Rockport, IN
16.	Rhythm in Motion Cloggers	Mary Lou Conover	Old Bridge, NJ
17.	Dixie Dusters	Julie Monk	Brandon, MS
18.	Lil' Footstompers	John Walters/Scotty Bilz	Cumming, GA
19.	The Country Kid Cloggers	Michelle Johnston	Griffin, GA
20.	Tusker Trompers	Joyce Cullen	Putnam Valley, NY
21.	Bull Run Cloggers	Debbie Gregg	Manassa, VA
22.	Foot Stomping Mules	John Walters	Cumming, GA
23.	Giddy-Up Go Cloggers	Debbie Bennett	Hueytown, AL
24.	Eads High Steppers	Lea Weaver	Eads, TN
25.	Jazz-Clogn-Kidz	Teri Shakiba	Houston, TX
26.	Tennessee Thunder	Carloyn Jarrell/Sherry Glass	Surgoinsville, TN
27.	Stoney Creek Cloggers	John Douglas	Alpharetta, GA
28.	Tennessee Rhythm Cloggers	Louise Simmons	Manchester, TN
29.	Northern Light Cloggers	Kara Kendall	Strafford, VT
30.	Tennessee Hoedowners	Sherry Glass	Surgoinsville, TN
31.	X-Calibur	Brenda Muse	Mayville, KY
32.	Texas Clog Attack	Michelle Rumbo	Irving, TX

A SALUTE TO JAMES "OL' MAN RIVER" HYTER

SUNSET SYMPHONY SOLOIST
1978 - 1992



This year as James A. Hyter belts out "Ol' Man River," it will be the 15th anniversary of his rendition of the finale to the Sunset Symphony.

Since 1978, Hyter, with his deep resonant voice, has sung the familiar words from Jerome Kern's classic "Showboat" as thousands of people – both black and white – have joined hands to sing along with him.

After the smashing success of the first Sunset Symphonyin 1977, then Maestro Vincent deFrank decided to feature a Kern medley the next year and asked Hyter, a bass baritone in the Memphis Symphony Chorus, to perform "Ol' Man River." The rest, of course, is history.

Hyter has always taken his music to the people – from the banks of the mighty Mississippi to concert halls, churches, schools and community centers.

This salute is not about the many awards, honors, performance requests and accolades Hyter has earned throughout his career, but an acknowledgement of the impact of his efforts of singing "Ol' Man River" with spirit, enthusiasm and truth.

Hyter said the song, Ol' Man River, has special meaning, but he can't quite put it into words . . . "You would have to walk with me daily to know the impact the song has had on my life and the community," he said.
He believes the message of this song is as alive today as when it was written over 60 years ago. Many say his performance of the song has been a catalyst for unity and goodwill among the citizens of the Memphis area.
At age 70, he says he has been blessed . . . and so have we.

"Ol' Man River"
Music/Lyrics: Oscar Hammerstein II
Jerome Kern

Refrain: "Ol' man ri-ver, dat ol' man riv-er.
He must know sump-in', but don't say noth-in',
He jus' keep roll-in',
He keeps on roll-in' a-long.

He don't plant 'taters, he don't plant cot-ton,
An' dem dat plants 'em is soon for-got-ten;
But ol' man riv-er, he jus' keeps roll-in' a-long.
You an' me, we sweat an' strain,
Bod-y all ach-in' an' racked wid pain.
"Tote dat barge!"
"Lift dat bale,"
Git a little drunk an' you land in jail.
Ah gits wea-ry and sick of try-in'
But ol' man riv-er, he jus' keeps roll-in' a-long.



"Ol' Man River"

You've Seen The Performance...Now Replay This All Time Favorite
By Mr. Jim Hyter With The Memphis Symphony Orchestra.

Order Your Own Cassette or Album Today.

Makes A Perfect Stocking Stuffer For The
Music Lover In Your Life.

Now Only

$10.99

Includes Tax, Postage & Handling.

Tapes Available in Shopping Area and in Theatre on Saturday Night

Send Check Or Money Order To:
Sunset SymphonyRecords, 1852 Harbert, Memphis Tn 38104
Or Call With ***Visa/Mastercard*** Orders: 901-274-5001

Order Before December 11, 1992 To Assure Christmas Delivery!

FRIDAY, NOVEMBER 27, 1992

	BASIC	INTERMEDIATE	ADVANCED	GLOG-CUE/COUNTRY	Theater Complex Andrew Jackson Seminar	Plantation/ Sultana Room Seminar	Chickasaw/ Mississippi Seminar	Steamboat/ Cotton Row N.C.H.C. Hall	West Lobby Beginner & Seminar Hall
9:00 to 9:45	Keep on Walkin (C) *Lynne Goode*	Keep It Coming (P) *Chip Futtrell*	No One Else On Earth (C) *Barry Fayne*	Rollin In My Sweet Baby's Arms (Clog Cue) *Naomi Fleetwood*		Caller Lab "Calling from the Stage" (Patter) v v v v v *Garland Steele*		Understanding Competition Rules *Betsy Farlow*	Beginng Clogging From Scratch v v v v v v *"Big" John Walters* *Elaine Steele* *Bill Nichols*
10:00 to 10:45	One More Payment (C) *Matt Pearson*	I Miss Misbehavin' (C) *Jeff Diggs*	Hitman (R) *Sherry Glass*	Banjo Signal (Clog Cue) *Jay Ledford*	Jazz Moves v v v v v v v v v *Scott Radabaugh*		Dressing Up Your Line Dance for Exhibition *Barry Fayne*	Mountain Style Clogging I *Ray Hattaway*	
11:00 to 11:45	No One Else on Earth (C) *Darl Moreland*	Next Thing Smokin' (C) *Dieter Brown*	Dixiefied (C) *Judy Waymouth*	Boiling Cabbage (Clog Cue) *Chip Summey*		Ole Time Style Dancing v v v v v v v v *Bill Nichols*	How to Become a Talented Teacher v v v v v v v v *Carole Hall*	Smooth Mountain Square Dance *Elliott Skeen* *Betsy Farlow*	Freestyle Seminar v v v v v v *Scott Bilz* *Missy Pearson* *Sherry Glass* *Jeff Parrott*
12:00 to 12:45	Bubba Shot the Jukebox (C) *Naomi Fleetwood*	I Feel Lucky (C) *Simone Pace*	Twilight Zone (P) *Missy Pearson*	Maggie (Clog Cue) *Charlie Burns*	Stunts & Lifts I v v v v v v v v *Sherry Glass* *Jay Ledford*			4-Couple Precision *Elliott Skeen*	
1:00 to 1:45	Too Much (C) *Marge Callahan*	Guitar Fiddling Joe (C) *Steve Smith*	All for Love (R) *Scott Bilz*	If It Weren't for Country Music (Clog Cue) *Sallie Adkins*		Show Choreography v v v v v v v v v *Missy Pearson*		Mountain Style Barn Dance *Garland Steele* *Bill Nichols*	Duo's & Duets I *Shannon Lowery* *Chip Summey*
2:00 to 2:45	Old Flames Have New Names (C) *Carole Hall*	Oh Lonesome You (C) *Jeff Parrott* *Tandy Barrett*	Can You Feel the Passion (P) *Chip Summey*	Is It Still Over (Clog Cue) *Sherry Glass*			ASCAP/BMI & Liability Insurance *JoAnn Gibbs* *John Douglas* *Garland Steele*	Mountain Style Clogging II *Ray Hattaway*	Beginning Clogging II v v v v v v *Carole Hall* *Dieter Brown* *Marge Callahan*
			INTERMEDIATE						
3:00 to 3:45	Wear My Ring (C) *Tandy Barrett*	Norma Jean Riley (C) *Charlie Burns*	Acappella Steps I Steps That Sound Good *Steve Smith*	Casey Jones (Clog Cue) *Jeff Driggs*	Friday Night Exhibition Directors Meeting *Naomi Fleetwood*	How I Teach Seniors *Elaine Steele*		N.C.H.C. Business Meeting (Open To all) v v v v v v v v	
4:00 to 4:45	Life is a Highway (C) *Missy Pearson*	Thats What I Like About You (C) *Matt Pearson*	The Way to Your Heart *Michelle Millier*	Country & Western Line Dances *Rick Smith*					

(C)=Country (P)=Pop (R)=Rap

SATURDAY, NOVEMBER 28, 1992

	BASIC	INTERMEDIATE	ADVANCED	GLOG-CUE/COUNTRY	Theater Complex Andrew Jackson Seminar	Plantation/ Sultana Room Seminar	Chickasaw/ Mississippi Seminar	Steamboat/ Cotton Row N.C.H.C. Hall	West Lobby Beginner & Seminar Hall
9:00 to 9:45	Good Man - Good Woman (C) *"Big" John Walters Shirley Walters*	Home Sweet Home (C) *Charlene Burton*	Vibrology (P) *Sherry Glass*	Connie Jo Hoedown (Clog Cue) *Scott Bilz*			How about Competition? *Matt Pearson*	Southern Appalachian Traditional v v v v v v v	Beginning Clogging From Scratch v v v v v v v
10:00 to 10:45	Basic Buck *Charlie Burns*	Move This (PR) *Tandy Barrett*	Best Things in Life Are Free (P) *Jeff Driggs*	Rag Time Annie (Clog Cue) *Steve Smith*	Jazz Moves II v v v v v v v v	Costumes Seminar v v v v v v v v	Introducing Certified Clogging Instructor Program *JoAnn Gibbs Carole Hall*	v *Betsy Farlow Ray Hattaway*	v v
11:00 to 11:45	Same Ol Love (C) *Sallie Adkins*	Show Me a Woman (C) *Chip Summey*	I Can't Get Down (P) *Naomi Fleetwood*	Restless (Clog Cue) *Dieter Brown*	*Scott Radabaugh*	*Jean Stephenson*	Anyone Can Choreograph v v v v v v v	Running Set Hoedown *Garland Steele*	*"Big" John Walters Dieter Brown Katty Hall Elaine Steele*
12:00 to 12:45	Sparkle (C) *Elaine Steele*	Whatcha Gonna Do With a Cowboy (C) *Marge Callahan*	Life is a Highway (P) *Chip Futtrell*	Fastest Harp in the South (Clog Cue) *Jeff Parrott*	Stunts & Lifts II v v v v v v v v *Sherry Glass Jay Ledford*	Reading Cue Sheets v v v v *Barry Fayne*	*Scott Bilz*	Preparing for Competition *Betsy Farlow Susan Phillips*	
1:00 to 1:45	It's the Same Old Song (P) *Chip Futtrell*	Boot Scoot Boogie (C) *Scott Bilz*	Get Ready for This (P) *Scott Radabaugh*	**Barn Dance** *Garland Steele Bill Nichols Elliott Skeen*		Theatrical Cosmetics *Simone Pace*		Gone to Barn Dance	Duo's & Duets II *Shannon Lowery Chip Summey*
2:00 to 2:45	When Love Comes Around the Bend (P) *Michelle Millier*	Crash Course of the Blues (C) *Lynne Goode*	Introduction to Step Dancing v v v v v v v v	Ruby (Clog Cue) *Darl Moreland*		Calling from the Set *Garland Steele*	Team Direction Team Choreography *Shannon Lowery*	Mountain Style Clogging III *Jeff Driggs*	Beginning Clogging IV v v v v v v v
3:00 to 3:45	Chasin' That Neon Rainbow (C) *Janice Lee*	Talking to Hank (C) *Carole Hall*	*Judy Waymouth*	INTERMEDIATE Our Love was Meant to Be (C) *Barry Fayne*		Adding Figures and Formations to your Routines v v v v v *Jeff Driggs*	Making your Classes a Success *Charlie Burns*	Country Hoedown *Elliott Skeen*	*Naomi Fleetwood Bill Nichols*
4:00 to 4:45	Looking Out My Back Door (C) *Rick Smith*	We Tell Ourselves (C) *Darl Moreland*	INTERMEDIATE Acappella Steps II Steps that Sound Good *Steve Smith*	Smoke Along the Track (Clog Cue) *Elaine Steele*				Advanced Mountain Figures *Bill Nichols*	

(C)=Country (P)=Pop (R)=Rap

New Dancers!!

LEARN HOW TO CLOG IN ONE WEEKEND!

SCHEDULE OF CLASSES

FRIDAY, NOVEMBER 27, 1992

9:00-10:45	***Beginning Clogging - Part One*** Big John & Shirley Walters, GA Elaine Steele, AZ Bill Nichols, SC	West Lobby
1:00 - 1:45	***Barn Dance*** Garland Steele, WV Bill Nichols, SC	Mezzanine
2:00 - 3:45	***Beginning Clogging - Part Two*** Carole Hall, LA Dieter Brown, NC Marge Callahan, FL	West Lobby

SATURDAY, NOVEMBER 28, 1992

9:00 - 11:45	***Beginning Clogging - Part Three*** Dieter Brown, NC Carole Hall, LA Big John & Shirley Walters, GA Elaine Steele, AZ	West Lobby
1:00 - 1:45	***Barn Dance*** Garland Steele, WV Elliott Skeen, NC Bill Nichols, SC	Clog-Cue/Country Hall - Main Level
2:00 - 3:45	***Beginning Clogging - Part Four*** Naomi Fleetwood, IN Bill Nichols, SC	West Lobby

C.L.O.G. and N.C.H.C. will continue accepting applications on a regular basis.

PLEASE BE ADVISED YOU MUST KEEP YOUR MEMBERSHIP CURRENT IN ORDER FOR YOUR MUSIC LICENSES TO REMAIN VALID

DECLARATIONS PAGE

LICENSE AGREEMENT FOR BMI/ASCAP AS PROVIDED ON BEHALF OF THE N.C.H.C./C.L.O.G., Inc.

Please Complete as soon as possible - Part I or Part II of this Declarations Page and return it to:

N.C.H.C. /C.L.O.G.

507 Angie Way
Lilburn, GA 30247

(404) 925-1475

(Please Print)

NAME: _____

TEAM: _____

ADDRESS: _____

CITY/STATE/ZIP _____

PHONE: (____) _____-_____

LICENSE YEAR IS APRIL 1 TO APRIL 1 OF THE FOLLOWING YEAR. COST IS NOT PRORATED.

PART I

PLEASE CHECK ALL OF THE FOLLOWING THAT APPLY:

☐ Director ☐ Instructor ☐ Organizer of Clogging Events
(Classes, workshops, exhibitions, competitions, or clubs that are related to clogging.)

☐ N.C.H.C. Member ☐ C.L.O.G. Member

SCHEDULE OF FEES: (Please check appropriate boxes and Amounts in the space provided.)

☐ BMI License ..... **$35.00** _____

☐ ASCAP License **CLOGGING EVENTS PER YEAR**

☐ 1-150 **$32.00** ☐ 151-300 **$40.00** ☐ 300 & Over **$75.00** ..... _____

☐ Membership Fee: (If you are not a current member of either organization check one or both boxes if you wish to join .)

☐ C.L.O.G. $20.00 ☐ N.C.H C. $20.00 ..... _____

☐ Voluntary Contribution (To help defray postage & handling)..... **$3.00** _____

TOTAL ENCLOSED ..... _____

I hereby authorize N.C.H.C./C.L.O.G. to enter a blanket licensing agreement with BMI/ASCAP on my behalf.

SIGNED: _____ **DATE:** _____

PART II

FOR N.C.H.C. AND/OR C.L.O.G. MEMBERS WHO DO NOT REQUIRE BMI/ASCAP LICENSING.

I hereby Declare to those concerned, that I do not conduct clogging classes, workshops, exhibitions, competitions or regular club dances, nor do I sponsor any of these activities. Therefore, I am not required to obtain licensing under the copyright laws since I participate as a dancer or attendee ONLY.

SIGNED: _____ **DATE:** _____

WHO NEEDS A BMI/ASCAP LICENSE?

Any user of music who plays copyrighted musical works in public, and whose performances are not specifically exempt under the law, needs a license from BMI/ASCAP or the members whose works the user wishes to perform. As a clogging instructor, licenses are needed from both BMI and ASCAP to cover the music played at your classes, workshops, exhibitions, competitions, and dances throughout the year.

Insurance for Instructors, Directors or Organizers of Clogging Events

C.L.O.G. Inc. has group liability insurance in the amount of $1,000,000.00 for its members who are instructors, directors or organizers of clogging events.

This insurance is placed with Rhulen Agency, Inc., Policy No. GLS 00-01-82 with the Insurance Company of Evanston, Illinois. Members are insured for Legal Liability, Bodily Injury and Property Damage in the combined amount of $1,000,000. The deductible for this policy is $100.00 per claim.

The accident policy covers the instructor, director or organizer only while conducting clogging activities. The coverage does not cover accidents while traveling to or from a dance. This policy is with AIG Life Insurance, Policy No. SRG 8707363.

This insurance is available to CLOG members only for a fee of $28.00 a year. Coverage is not prorated. Members may subscribe for this coverage anytime during the year. Coverage is for the period December 15 to December 15 each year. (Current policy holders coverage has been extended to December 15, 1992.)

What does our insurance cover?

In layman's terms, here is a synopsis of what it does and does not cover.

1. It is a liability policy with a protection limit of $1,000,000.00 per occurrence. It will protect the instructor, director or organizer for any acts or omissions of acts that result in injury to someone while that covered member is conducting clogging classes, dances, workshops, competitions or related activities. There is a $100.00 deductible per claim.
2. It provides accident insurance for the instructor, director or organizer while conducting clogging activities. $5,000 Accidental Dismemberment; $2,500 Accidental Death; $10,000 Accident Medical Expense. This coverage is effective only after a primary carrier has settled a claim.
3. It does not include third party names on the policy, nor does it provide general accident insurance for someone who was careless or injured himself outside of the area where the instructor's actions are involved.
4. Cost for this coverage is $28.00 per year and is not prorated. Please note, however, that this presupposes that the instructor, director or organizer is a member in good standing i.e. paid up in the area of CLOG membership dues. If an insured is dropped from membership for non payment of dues, then the insurance for the individual is null and void as of the date she/he is dropped from the membership rolls.
5. This coverage is NOT to be considered as general accident/medical coverage for your students or attendees, but is designed only to protect YOU against claims of negligence brought against you and arising out of your activities as a clogging instructor, director or organizer of clogging events. This coverage does NOT pertain to DANCERS - only instructors, directors and/or organizers of clogging are eligible.

Certificates of insurance are available from the C.L.O.G. office upon request. Requests to have an "additional insured" named as part of your certificate of insurance should be forwarded in writing to the C.L.O.G. office. Normally, there is no additional charge for this service. It does, however, take approximately 6-8 weeks to obtain such a certificate.

The policy year is December 15-December 15 of the following year. If C.L.O.G. membership dues are not kept current, the insurance is not effective until dues are received.

More Information Concerning C.L.O.G. Liability Insurance

The general liability policy #GLS000182 with named insured being: The National Clogging Leaders Organization, Inc. extends coverage to include as insureds: any person who is an instructor of the named, but only with respect to his or her liability for clogging activities CONDUCTED by such PERSON.

It is not necessary that this person's activities be sponsored, operated or financed by the National Clogging Leaders Organiztions, Inc., only that they be current dues paying members. There is an additional yearly premium for this coverage. This coverage is in effect anywhere in the United States of America (including its territories and possessions), Puerto Rico and Canada.

It is not required that members of the National Clogging Leaders Organization become members of any additional organization to be eligible for this coverage.

The general liability coverage offered through The National Clogging Leaders Organization does provide "certificates of Insurance" to its covered instructors, directors, or organizers of clogging events, which contains the name and address of the covered individual as the legitimate holder of the certificate which can be used as proof of insurance in the United States of America, (including its territories), Puerto Rico and Canada. These are available through the CLOG office directly at no additional cost or delay.

However, if a convention center, school, rec center or other facility being used by a covered member to conduct clogging activities requires their name be aded to the certificate as an "additional insured", then this must be submitted to the CLOG office in writing and then forwarded to the Insurance Company for this addition. They then return it to the facility. This requires at least 30 days, but there is also usually no additional charge.

This insurance is non transferrable to other instructors, events, or organizations.

Should you have any additional questions, please do not hesitate to call or write.

INSURANCE FOR INSTRUCTORS, DIRECTORS OR ORGANIZERS OF CLOGGING EVENTS

Name _____ **Telephone #** _____

Address _____ **City/State/ZIP** _____

As a member of the National Clogging Leaders Organization (C.L.O.G.), I hereby apply for liability coverage through Markel/Rhulen Agency Inc. Policy #GLS 00-01-82 with the Insurance Company of Evanston, Illinois. I understand this covers up to $1,000,000 general liability insurance whether working for myself, an organization, or any private individual. I understand the deductibe for this policy is $100.00 per claim.

The cost is $28.00 per year in addition to yearly membership dues.

_____

Signature Date

Mail to:
507 Angie Way
Lilburn, GA 30247
(404) 925-1475

BASIC

The Academy of Clogging Arts

KEEP ON WALKIN

Level: Basic
Speed: Moderate
Artist: Mike Reid/Twilight Town
Choreo: Lynne Goode
Apprentice: Brent Herron

Wait 16 Beats

Part A: Rocking Chair (turning ½)
DS DS Dble twist twist up
Repeat turning toward front

Part B: DS slur and Basic moving left then right
Basketball turn
(facing back)
DS DS heel step heel step

Repeat

Part C: DS DS DS shuffle up turn ¼ (left)
Repeat turning ¼ - beginning on right foot
(facing the back)
Repeat above
Joey and a triple turning on the triple to face back (turn left)
Repeat turning to front
DS DS drag step drag step DS DS
L R R L L R L R

Sequence: A B C B C C extra Joey to front end with DS DS drag step drag step DS DS

ONE MORE PAYMENT **BASIC**
RECORD BY: CLINT BLACK, RCA RECORDS
CHOREO BY: MATT & COLLEEN PEARSON, PHOENIX, AZ.
START: WAIT 4 BEATS

PART A: 32 Beats

Cotton Eyed Joe & Triple Basic

```
BR(XIF)-SL-BR(UX)-SL-DS-RS    DS-DS-DS-RS (Backing)
L       R  L      R  L  RL    R  L  R  LR
&       1  &      2  &3 &4    &5 &6 &7 &8
```

Push Off Left

```
DS-RS-RS-RS
L  RL RL RL
&1 &2 &3 &4
```

Cotton Eyed Joe & Triple Basic

```
BR(XIF)-SL-BR(UX)-SL-DS-RS    DS-DS-DS-RS (Forward)
R       L  R      L  R  LR    L  R  L  RL  LR
```

Push Off Right

```
DS-RS-RS-RS
R  LR LR LR
```

2 Hard Steps

```
DT(B)-SL-BR(F)-SL-DS-RS   DT(B)-SL-BR(F)-SL-DS-RS
L     R  L     R  L  RL   R     L  R     L  R  LR
&a    1  &     2  &3 &4   &a    5  &     6  &7 &8
```

Thumper

```
DS-RS-STOMP-STOMP-S-SL
L  RL   R     L   R R
&1 &2   &     3   & 4
```

PART A*:

DO ALL OF PART "A" AND ADD 1 FANCY DOUBLE (DS-DS-RS-RS)

PART B: 32 Beats

Samantha

```
DS-DS(XIF)-DR-S-DR-S-S-S(Turning 1/2 R)-DS-DS-RS
L  R       R  L L  R L R                L  R  LR
&1 &2      &  3 &  4 & 5                &6 &7 &8
```

2 Charelstons 2

```
DS-TCH(F)-SL-S-SL-R(B)-S
L   R     L  R R  L    R
&1  &     2  & 3  &    4
```

***** REPEAT ABOVE TO FACE FRONT *****

PART B*:

DO A SAMANTHA TO TURN FULL & A DOUBLE BASIC

PART C: 32 Beats

Vine Twist & Basic Turn 1/4 Right

```
DS-DS(XIF)-DS-DS(XIB)-D-TWIST-TWIST-TWIST  DS-RS
L  R       L  R       L   L     R     L    R  LR
&1 &2      &3 &4      &   5     &     6    &7 &8
```

***** REPEAT ABOVE THREE MORE TIMES TO FACE FRONT *****

SEQUENCE: A* - A - B - C - A - B - B*

No One Else On Earth

Record By: Wynonna Judd

Choreo By: Darl Moreland
1979 Crystal Bay E. Dr.
Plainfield, IN 46168
(317) 839-4442

Beginner-Plus Line Dance

Instructions : Wait 16 beats then Start on LEFT foot

INTRO :

Rocking Chair	1	DS - BR - SL - DS - RS (*turn 1/4 left*)
Fancy Double	1	DS - DS - RS - RS (*turn 1/4 left*)

**** Repeat to Face Front ****

Part A :

Vine and Chain	1	DS -T (xib) -S -DS -BR -SL -DS -RS -RS -RS L R R L R L R LR LR LR
Toe Heel Rocks	2	T - H - RS
Fancy Double	1	DS - DS - RS - RS

*** Repeat Above Steps To Face Front ***

Part B :

Touch It Turn	1	DS -Tch -H -Tch -H -Tch -H (*turn 1/2 left*) L R L R L R L
Triple	1	DS - DS - DS - RS

*** Repeat Same Footwork to Face Front ***

Basics	2	DS - RS

Part C :

Wynonna Run	1	DS -S(xif) - S -S -S/H - T -T -T - DS -RS -RS L R L R L/R R L R L RL RL
Triple Fancy	1	DS -DS -DS(xif- turn 1/4) -RS -RS -DS -DS-RS R L R LR LR L R LR

*** Repeat Same Footwork to Face Front ***

Break :

Scotty Bounce	2	DT -Hop -Hop - Lift -DT -Hop -Hop -Lift L B B R R B B L
Fancy Double	1	DS - DS - RS - RS (*turn 3/4 left*)

*** Repeat 4X To Face Front ***

Sequence : Intro - A - B - C
Intro - A - B - C - Break - B - C - C - Intro - C

BUBBA SHOT THE JUKEBOX — Easy Line
By Mark Chestnut

Choreo: Naomi Fleetwood, 2055 N. 500 W., Columbus, IN 47201 812/342-6115

Wait 16 Beats — Sequence: A-B-A-B-A-B-Brk-C-→-Ending

Part A

Sara	DTS	Br/Up	Tch(if)	Tch(ots)	RS	DTS	DTS	RS
	L	R	R	R	RL	R	L	RL
	(Turn 1/2 left while doing touches)							
Heel Walks	Heel/Step		Heel/Step		Heel/Step		RS	(fwd)
	R		L		R		LR	
2 Basics	DSRS DSRS (backward)							

REPEAT ALL OF ABOVE TO FACE FRONT

Part B

Bubba	DTS	Stamp	Stamp(if)	Kick	(Pause)	RS (point/shoot during kick
	L	R	R	R		RL
	&1	&	2	&	3	&4
1 Triple	DTS DTS DTS RS (turn 1/2 L)					
1 Chain Around	DTS RS RS RS (turn 360 left)					
	L					
3 DTS	DTS DTS DTS					
	R					
Bubba	DTS	Stamp	Stamp(if)	Kick	(Pause)	RS (point/shoot during kick
Dbl Basic	DTS DTS RS					
	R					
1 Chain Around	DTS RS RS RS (turn 360 right)					
	R					

Break

2 Basics	DSRS DSRS

Part C

4 Rocking Chairs	DTS Brush/Up DSRS (turning 1/4 left on each)
2 Vine Brushes	DTS DTS(ib) DTS(ots) Brush/Up (one moving left and then right)
Triple Kick	DTS DTS DTS Kick (forward)
3 DTS	DTS DTS DTS (backward)

Ending

Bubba
Triple
Chain Around
Dbl Basic
Chain Around — On this chain, put your left knee behind right knee and hold

"TOO MUCH" Level: Beginner III
Slow

RECORD: LIBERTY S7-57767-A, Pirates of the Mississippi
CHOREO: Marge Callahan, Jacksonville, Fl.
INTRO : Wait 8 beats, start with LEFT foot

* * * \

* *

HEEL BEATS	TIMES	STEP
16	(1)	REPEAT CHORUS
16	(1)	REPEAT INTERLUDE

* *

(PART C) "CHARLESTON-2 BASICS"

		L	R	L	R	L	R	L	R	
16	(2)	DS	TF	H	TOE/HEEL(B)	TB	H	DSRS	DSRS	(same ftwk)
		L	R	L	R	L	R			"OUTHOUSE"
8	(2)	DS	TF	H	TA	H	TF	H		(alt. ftwk)

10	(1)	REPEAT "TRIPLE BRUSH" forward, 4 "TOE/HEELS back-- "ADD TWO"

* *

16	(1)	REPEAT CHORUS
16	(1)	REPEAT CHORUS starting with LEFT foot

* *

(ENDING) "VINE"

16	"VINE" left--"TRIPLE" turn 3/4 Rt.--Two "BASICS"
16	"VINE" left--"TRIPLE" turn 3/4 Rt.--Two "BASICS"
16	"VINE" left--"TRIPLE" turn 1/2 Rt.--Two "BASICS"

* *

SEQUENCE: INTRO--A--CHORUS--INTERLUDE--B--CHORUS--INTERLUDE--C--CHORUS--CHORUS--ENDING.

* *

ABBREVIATIONS: DSRSRSRS=Double toe step rock step rock step rock step. DSRS=Double toe step rock step. DS=Double toe step. DT=Double toe. (OTS)=Out to side. (XIF)=Cross in front. (XIB)=Cross in back. TA= Touch across. TF-Touch front. TB=Touch back. BR=Brush. H=Heel. SRS=Step rock step. ALT. FTWK=Alternate footwork.

* *

Marge Callahan
7224 Kivler Drive
Jacksonville, Fl. 32210
1-904-771-7987

PAGE 2 of 2

OLD FLAMES HAVE NEW NAMES — Level: Basic
Artist: Mark Chestnut — Country
Album : Longnecks and Short Stories MCA 10530
Choreo: Carole Hall 318-296-4323

Intro : Wait 16 Beats

Part A

DS R S R S R S DS DS DS DS L R L R L R L R L R L	Push Off Left 4 Doubles
DS R S R S R S DS DS DS DS R L R L R L R L R L R	Push Off Right 4 Doubles
DS R(IB) S DS R(IB) S DS DS DSRS(360 L) L R L R L R L R LRL	2 Rock Basics 1 Turning Triple

Repeat Rock Basics & Turning Triple w/ R Foot

DS DS DS BR SL (Forward) DS R S R S R S (Back) L R L R L R L R L R L R	Cowboy
DS K (½L) SL DSRS DS K (½L) SL DSRS L R L RLR L R L RLR	2 Karate Kicks

Part B

DS TCH(F) H T H R S DS TCH(F) H T H R S L R L R R L R L R L R R L R	2 Charlestons
DS R S R S R S (360 L) DS R S R S R S (360 R) L R L R L R L R L R L R L R	Chain Left Chain Right

Repeat Part B

Instrumental Break

DS DS(XIF) DS S DS BR SL (½L) DSRS L R L R L R L RLR	Vine Rocking Chair

Repeat Vine & Rocking Chair, End Facing Front

Repeat:
Part A
Part B
Instrumental Break
Part B

Ricky Van Shelton 45 rpm 38-74418 Time: 2:11
Choreo: Tandy Barrett, Stone Mountain, GA
Intro: Wait 8 + 4

PART A

Charleston	DS	TCH(F)		BALL-STEP		TCH(B)		SL	
	L	R			R		L		R
Push-off	DS	RS	RS	RS	To Left				
	L								
Repeat	Charleston & Push off - Opposite feet & direction								
Triple Hop	DS	DS	DS	HOP (Forward)			DS	DS	DS RS (Backing)
Triple	L						R		
2 Step	DS	DS		JUMP (PAUSE)		(FORWARD)			
Goose	L	R		L-R					
	&1	&2	And	3	&4				
2 Basics	DS	RS	DS	RS	(Backing)				
	L	R	R	L					

PART B

Sorta Cowboy	STEP	KICK	STEP	KICK	STEP*	KICK	KICK	(1/2 Turn L)
Flip	L	R	R	L	L	R	R	(forward)
Rock Back	DS	RS	RS	RS	(Backing)			
	R							
Repeat	Sorta Cowboy Flip & Rock Back - same footwork							
Fancy Doubles	DS	DS	RS	RS	DS	DS	RS	RS (In Place)
	L	R			L	R		
3 Basics	DS	RS	DS	RS	DS	RS	HOP	(Full turn left)
Hop	L		R		L		L-R	
	&1	&2	&3	&4	&5	&6	&7	& 8

ENDING

Triple Back	DS	DS	DS	RS	(Moving back)
	L	R	L	R	
2 Basics	DS	RS	DS	RS	- "Pose"

SEQUENCE

Wait 8 + 4
A A, B
A, B
A - Do 2 step goose 1 extra time
ENDING

LIFE IS A HIGHWAY BASIC LEVEL
Record By: Tom Cochrane, Capitol Records: CS Time 4:24
Choreo By: Missy Pearson, K.C., MO
Wait 16 Beats

INTRO:

SCOOTS &	DS	SL	RS	SL	RS	(forward)		DS	DS	DS	RS	(1/2R)
TRIPLE	L	L	RL	L	RL			R	L	R	LR	

*******REPEAT INTRO TO FACE FRONT*******

PART A:

VINE TOE TURN	DS	DS	DS	T/S	STOMP	DS	DS	RS	(turn 360 R)
	L	R	L	R	R	L	R	L	RL		

HIGHWAY BRUSH	DS	BR(XIF)	BR(B)	T/H		BR/SL	DS	DS	RS	(1/2L)
	R	L	L	L	R	L	R	L	R	LR	

*******REPEAT PART A TO FACE FRONT*******

PART B:

TRIPLE KICK &	DS	DS	DS	KICK	(forward)		DS	DS	DS	RS	(backward)
TRIPLE		L	R	L	R			R	L	R	LR

*******REPEAT PART B IN OPPOSITE DIRECTION*******

PART C:

CATAWBA HEELS	D/H	H	H	H	H	H	SL
	L	R	R	L	L	R	L	R
	&	1	&	2	&	3	&	4

2 BASICS &	DS	RS	DS	RS		DS	RS	RS	RS	(Moving L)
PUSH OFF	L	RL	R	LR		L	RL	RL	RL	

TRIPLE	DS	DS	DS	RS	(1/2R)
	R	L	R	LR	

*******REPEAT PART C TO FACE FRONT*******

EXTRA: FANCY DOUBLE	DS	DS	RS	RS
	L	R	LR	LR

SEQUENCE:

INT - A - B - C A - B - C C - A - EX INT - INT - B - EX

C - C - C INT - INT

GOOD MAN - GOOD WOMAN

BONNIE RAITT & DELBERT McCLINTON

EASY MIXER BY BIG JOHN & SHIRLEY WALTERS

BEGIN FACING PARTNER IN BUTTERFLY POSITION-START WITH MAN'S LEFT AND WOMAN'S RIGHT

PART	BEATS	CUE	1	2	3	4	5	6	7	8
INTRO	8									
A	8	TRIPLE	L	R	L	RL	R	L	R	LR
		BACK	S	S	S	RS	S	S	S	RS
B	8	VINE	L	R	L	RL	R	L	R	LR
		L&R	S	S	S	RS	S	S	S	RS
C	8	TURKEY	L	R	L	RL	R	L	R	LR
		FWD	S	S	S	RS	S	S	S	RS
D	8	STEP	L	R	R	L	L	R	R	L
		TAP	S	T	S	T	S	T	S	T
E	8	REPEAT B PART WHILE IN BUTTERFLY								
F	8	REPEAT D PART WHILE IN BUTTERFLY								

CHANGE PARTNERS AFTER C PART IN EACXH SEQUENCE. TAKE NEW PARTNER DIAGONALLY TO THE RIGHT.

HERITAGE CLOGGING SUPPLY

A TRAVELING VENDOR'S CLOG SHOP

available for your workshops, conventions, festivals and competitions.



Mail orders are now available. We offer shoes, Stevens Stompers taps, 45's records, record sleeves, diplomas, clog badges, lettering on T-Shirts, shoe bags, towels, and sweatshirts.

Also available are bookings for SALLIE to instruct at your next workshop. Her teaching specialty is for the beginners, senior citizens, and easy to intermediate fun-level clogging instructions.



Call Us For Dates

Jack and Sallie Adkins
P.O. Box 32486
Columbus, Ohio 43232
Phone (614) 491-0149

SAME OL' LOVE

ARTIST: RICKY SKAGGS EPIC34-74147
ARTIST: SALLIE ADKINS, 4354 CHARLOTTE RD, COLUMBUS, OHIO 43207

WAIT 32 BEATS. LEFT FOOT START. (COUNTRY MUSIC).

PART A:

DS DS DS DS DS DS DS ROCK STEP (MOVE LEFT) (VINE.)
L R L R L R L R L

DS ROCK STEP ROCK STEP ROCK STEP (CHAIN 1/2 RT) (CHAIN ROCKS)
R L R L R L R

DS KICK/H DS KICK/H (KICKS)
L R L R L R

REPEAT ALL THE ABOVE.

PART B:

2 X DS SLUR STEP(IB) DS ROCK STEP (MOVE LEFT THEN RIGHT) (SLURS)
L R R L R L

4 X DS KICK/H (TURN 1/4 LEFT ON EACH KICK) (KICK TURNS)
L R L

PART C:

2 X HEEL(OTS) STEP TOE TCH(XIB) STEP DS ROCK STEP(LEFT THEN RT (HEEL DIGGETS)
L L R R L R L

DS DS DS BR/H (TURN 1/2 LEFT) DS(XIF) RS RS RS (BACK UP) (COWBOY TURN)
L R L R L R LR LR LR

REPEAT ABOVE TWO LINES.

PART D:

4 X DS BR/H DSRS (TURN 1/4 LEFT ON EACH BRUSH) (ROCKING CHAIRS)
L R L R LR

SEQUENCE: A, B, C, D, A, B, C, D, B, C(TURN 1/4LEFT ON COWBOY TURN TO BOX.**

THEN, DS AND HUG YOURSELF.
L

SPARKLE

BASIC PLUS LEVEL VINCE GILL

LEFT FOOT LEAD **FROM ALBUM**
"POCKET FULL OF GOLD"

CHOREOGRAPHER

ELAINE R. STEELE
PH. 602-431-8569
2609 W. SOUTHERN AVE., NO. 223
TEMPE, AZ 85282

INTRO WAIT 16

PART A

8	4	BASICS	DTS RS
8	4	BRUSH	DTS BR SL
8	2	TRIPLE TOE FWD THEN BACK	TH TH TH RS
8	4	ROCK STEPS	DSR(XIB)S

PART B

4	1	VINE LEFT	DS DS(XIB)DS RS
4	1	VINE RIGHT	DS DS(XIB)DS RS
8	2	TRIPLES ½ LEFT	DS DS DS RS
4	1	VINE LEFT	
4	1	VINE RIGHT	
8	2	TRIPLES ½ LEFT	

REPEAT ALL OF A

CHORUS

4	-1	ROCKING CHAIR(BRUSH AND TURN) ¼L	DS BR SL DS RS
2 4	1	BASIC TOUCH	DS TCH(F) SL
2	-1	BASIC	DS RS

REPEAT ALL OF PART B

REPEAT ALL OF PART A

BRIDGE

8	2	FANCY DOUBLE(DOUBLE ROCK TWO)	DS DS RS RS

PART C

8	2	TRIPLE TOES FWD THEN BACK
8	4	ROCK STEPS TURN ½LEFT
8	2	TRIPLE TOES EWD AND BACK
8	4	ROCK STEPS TURN ½ LEFT

REPEAT PART A UNTIL MUSIC FADES

SEQUENCE PART A PART B PART A CHORUS PART B PARTA BRIDGE

PART C PART A UNTIL END



I 'M A
STEELE CLOGGER

PART D - 32 BEATS

			(out)	(click)	(out)	(click)		
2	DT	BA	BA	BA	BA	HL	RS	"Heel Click"
	L	L&R	L&R	L&R	L&R	L	RL	
	&	1	&	2	&	3	&4	

2	DS	BR	SL	DS	RS	"Rockin' Chair"
	L	R	L	R	LR	Turn 1/4 left.
	&1	&	2	&3	&4	

*REPEAT THIS SEQUENCE ONCE MORE.

SEQUENCE

A, B, C, D,
A, B, C, D,
A, B, B, C, D,
A, D

ABBREVIATIONS

HL: heel
ST: step
BA: ball
DS: double step
RS: rock step
BR: brush
SL: slide
(xib): cross in back
(unx): uncross
(xif): cross in front
(out): heels apart
(click): heels together

IT'S THE SAME OLD SONG EASY LEVEL LINE DANCE

Record: "It's the Same Old Song" by the Four Tops, Motown Records MOT-492; time 2:45
Choreo: Chip Futrell, P.O. Box 565, Denton, NC 27239 (704)869-3333
Intro: Wait 8 beats. Start with the left foot.

PART A - 8 BEATS

			(xib)		(unx)				(xib)		(unx)	
1	HL	ST	BA	HL	HL	ST	HL	ST	BA	HL	HL	"C Strut" (Marge
	L	L	R	R	L	L	R	R	L	L	R	Callahan)
	&	1	&	2	&	3	&	4	&	5	&	

			(xib)	
ST	HL	ST	BA	HL
R	L	L	R	R
6	&	7	&	8

PART B - 32 BEATS

	(xif)	(unx)	(xib)	(unx)	(xif)	(unx)			
1	DS	DS	DS	DS	DS	DS	DS	RS	"Clog-over Vine"
	L	R	L	R	L	R	L	RL	Move left.
	&1	&2	&3	&4	&5	&6	&7	&8	

2	DS	BR	SL	"Single Brushes"
	L	R	L	
	&1	&	2	

1	DS	DS	DS	RS	"Triple Basic"
	R	L	R	LR	Turn 1/2 right.
	&1	&2	&3	&4	

*REPEAT THIS SEQUENCE ONCE MORE.

PART C - 16 BEATS

2	DS	DS	DS	BR	SL	"Triple Brushes"
	L	R	L	R	L	Move forward.
	&1	&2	&3	&	4	

4	DS	RS	"Single Basics"
	&1	&2	Turn 360° left.

When Love Comes Around The Bend

Left Lead
Line Dance
Easy Intermediate Level

Dan Seals
Warner Bros. 9 26770-2
Choreo: Michele Millier & Dave Irvine
October 1992

Wait 16 beats

Part A

(4)	2	1	**Run Slap Heel Rock**	DS-DT Sl-H S-H S ("walk" to side on heel steps)
(4)		1	**Double Rock 2**	DS-DS-RS-RS

Part B

(4)		2	**Kentucky Drags**	DS-Dr S(xif)
(4)	2	1	**Toe Tapper**	DS-Tch(f) Sl-DT(ots) Sl-Toe(b) Sl
(4)		2	**Kentucky Drags**	
(4)		1	**Double Unclog (1/2 R)**	DS-DS-Sta Sto-Sk Sl (turn on last two beats)

Part C

(6)	1	**Clogover Loop Rock Run**	DS-DS(xif)-DS(ots)-Loop(b) S-RS-DS
(4)	2	**Cross Brushes**	DS-Br(xif) Sl
(2)	2	**Runs**	DS
(4)	1	**Stomp Double**	(p) Sto-DS-DS-RS
(3)	1	**Double**	DS-DS-RS

Repeat Part A

Repeat Part B

Repeat Part C

Bridge

(16)	2	**Turning Cowboys**	DS-DS-DS-Br Sl-DS-RS-RS-RS move fwd (1/2L) back up

Part D

(6)	2	1	**Clogover Loop Rock Run**	
(2)		1	**Basic (1/2 R)**	DS-RS

Repeat Part C

Repeat Part A

Repeat Part D

CHASIN' THAT NEON RAINBOW
Alan Jackson

Left Lead
Line Dance
Beginners

Label: Arista AS–2095
Choreo: Janice Lee
Reno, NV

INTRO: 8 Beat Wait

PART A:

(4)		2	Clogs	DSRS
(4)	2–	2	Cross Brushes	DS–Brush(xif)
(8)		2	Push Offs	DS–RS–RS–RS(moving left/right)

PART B:

(8)		8	Toe Heel	Toe Heel(snap) (forward/back)
(4)	2–	2	Brushes	DS–Brush
(4)		4	Runs	DS

PART C:

(8)	2	Push Offs	
(2)	2	Runs	

PART A:
PART B:

PART C1:

(2)	2	Runs	

PART A:
PART B:

ENDING:

(4)	4	Toe Heel	
(3)	1	Double Clog	DS–DS–RS
(2)	1	Clog	
(2)	1	Run Step Touch	DS–Step–Toe Touch(xib)

D – Double toe
S – Step
R – Rock

EASY INTERMEDIATE **MODERATE** **1970'S POP SONG**

LOOKIN' OUT MY BACK DOOR, FANTASY RECORDS, 645
CHOREO: RICK SMITH, 328 TREMONT AVE. KENMORE, N.Y. 14217
(716)875-3260

WAIT 8 RHYTHM BEATS, THEN WAIT 16 MORE BEATS. START ON THE LEFT FOOT.

PART A

2 BRENDAS: DS-TCH(IF)-SL-RS-BR-SL-TCH(XIF)-SL-STAMP(UP)-SL-DS-DR-STEP

	&1	&	2	&3	&	4	&	5	&	6	&7	&	8
	L	R	L	RL	R	L	R	L	R	L	R	R	L

Repeat the Brenda with the right foot.

1 TRIPLE KICK: DS DS DS KICK SL (turn 1/2 right on the Kick)

1 TRIPLE: DS DS DS RS

Repeat the Triple Kick & Triple, end facing front.

PART B

2 KENTUCKYS: DS DR STEP DS DR STEP

1 FANCY DOUBLE: DS DS RS RS (turn 1/2 left)

Repeat Part B, end facing front.

PART C

1 COWBOY CHAIN: DS DS DS BR SL DS RS RS RS (turn 360° left)

1 JOEY UP:

DS	BA(XIF)	BA	BA	BA(XIF)	BA	SL
&1	&	2	&	3	&	4
L	R	L	R	L	R	R

2 BASICS: DS RS DS RS (turn 360° on the second Basic)

BRIDGE I

4 FORWARD 3-2-1: DS DS DS DT(UP) SL DT(UP) SL DS RS KICK SL (turn 1/4 left)

	L	R	L	R	L	R	L	R	LR	L	R

BRIDGE II

2 FORWARD 3-2-1: (turn 1/2 left)

INTERLUDE

8 TOE HEELS: (turn 360° left)

****
* **A A B C BR I**
* **B C INTER BR II**
* **A CLAP 4 INTER**
*





DANCEWEAR USA

BARBARA'S
CLOGGING FEET SUPPLIES
8567 Highway 166
Douglasville, Georgia 30135
(404) 949-1735

(BARBARA SAVAGE)



Ms. Stomper





SAM'S

COMPARE OUR PRICES!

BARBARA'S CLOGGING
FEET SUPPLIES
1-800-435-6468



MADE IN THE U.S.A

Don't miss the 9th annual

Carpet Capital Hoedown Clogging Workshop and Exhibition

Saturday, November 13, 1993

Join **Scotty Bilz, Chip Futrell, Betty Jean Almond** and **Tandy Barrett** as they teach hundreds of cloggers from throughout the Southeast the latest steps to the best music.



Dalton Parks and Recreation Department
Dalton, Georgia 30722-0661
(706) 278-5404

BRIGHAM YOUNG UNIVERSITY

COUGAR CLOGGING AND FOLK DANCE CLASSICS

Join **Ed and Vickie Austin** for five days of incredible clogging and folk dance fun! Choose either two- or three-day sessions for some of the finest in classic clogging and international folk dancing. Sessions for students and for instructors are offered.

COUGAR CLOGGING CLASSIC	COUGAR CLOGGING MINICLASSIC	COUGAR FOLK DANCE CLASSIC
June 17–19, 1993 **Ages 9–18 and instructors**	**June 15–16, 1993** **Ages 9–18**	**June 15–16, 1993** **Ages 9–18**

For more information, contact BYU Clogging Classic, 147 Harman Building, Provo UT 84602; **(801) 378-4851.**

FANCY FEET

Dance & Band Wear

Call (601) 924-4054

or write for

FREE CLOGGING SUPPLIES CATALOG

P.O. Box 569 - NC
Clinton, MS 39060

CLOGGING SOUND SYSTEM WITH BUILT-IN CASSETTE RECORDER

The PA-7025 / PA-7050 is an excellent instructor's tool which can be used in aerobics, dancing, cheerleading, voice training, drill teams and other similar applications.



Used by instructors and choreographers at Opryland!

Come " Clog Your Socks Off ! "

In Lincoln, Nebraska

Our 1st Ever
Clogging Workshop
Nov. 5th and 6th
1993

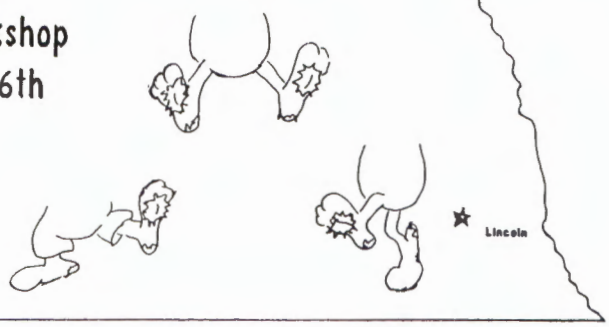

Workshop Includes :

All levels of learning
Solo competition
Exhibitions
&
FUN FUN FUN

Featuring :

Kevin Sellew

of Mobile, Alabama

For More Info Contact :

Capital City Cloggers

C/O Olivia Harrison
8030 "O" Street
Lincoln, Ne. 68510
402-489-9314

WELCOME CLOGGERS



SUBS

AND



SALADS

BUY ONE

FOOTLONG OR SALAD AT REGULAR PRICE

GET ONE

OF EQUAL OR LESSER PRICE FOR ONLY

99¢*

*With purchase of a medium soft drink

One coupon per customer per visit
Offer expires: Nov. 30, 1992

SUBWAY

5 S. Main St.

SUBWAY

Phone NO.
523-9668

5 S. Main St.

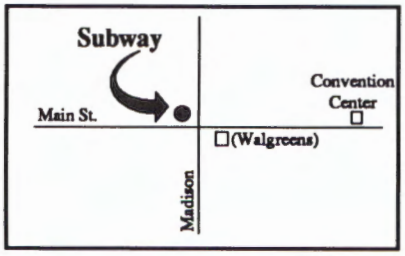

$1 OFF* ANY FOOTLONG SUB

*With purchase of a medium soft drink

One coupon per customer per visit
Offer expires: Nov. 30, 1992

SUBWAY

5 S. Main St.

INTERMEDIATE

KEEP IT COMIN'

INTERMEDIATE LINE DANCE

Cassette Single: "Keep It Comin' (Dance Till You Can't Dance No More!)" by C&C Music Factory, Columbia Records 38T 74432
Choreography: Chip Futrell, P.O. Box 565, Denton, NC 27239 (704)869-3333
Introduction: Wait 16 beats. Start with the left foot.

PART A - 32 BEATS

# TIMES	STEP	DIRECTIONS
1	ST DS DS RS L R L RL 1 &2 &3 &4	"Stomp Double" Turn 3/4 left.
1	BO KK-R BO TH BO KK-R BA TE L BO-L L R L BO-L R L & 1 & 2 & 3 & 4	"Bounce Kick"

*REPEAT THIS SEQUENCE THREE MORE TIMES.

PART B - 64 BEATS

1	(XIF) (XIF) DS DS DS DS PIVOT DS RS L R L R L&R L RL &1 &2 &3 &4 5,6 &7 &8	"Vine Spin" Move left, then turn 360° right on 5 and 6.
1	DS DS BO BA BO KK-R BO ST DS DS RS R L L L&R L BO-L L R L R LR &1 &2 & 3 & 4 & 5 &6 &7 &8	"Kick & Turn" Turn 1/4 left on 3, then 360° right.

*REPEAT THIS SEQUENCE THREE MORE TIMES.

PART C - 32 BEATS

2	DS DS DT BA HL-R SL L R L L&R BO-L L &1 &2 & 3 & 4	"Twist" Move forward.
1	ST TE BA HL ST ST TE BA HL ST ST L R R L L R L L R R L 1 e & a 2 & a 3 e & 4	"Syncopated Stomp"
1	DS KK R L &1 2	"1/2 Karate" Turn 1/2 right.
1	DS-L HL-L SL HL-R BA-R R &1 & 2	"Switch"

*REPEAT THIS SEQUENCE ONCE MORE.

PART B1 - 52 BEATS

1	"Vine Spin"	Move left, then turn 360° right on 5 and 6.
1	"Kick & Turn"	Turn 1/4 left on 3, then 360° right.

*REPEAT THIS SEQUENCE ONCE MORE, THEN ADD

2	DS RS &1 &2	"Single Basics" Turn 1/4 left to face the front.

SEQUENCE
(The Radio Mix)
A, B, C, B, C, C, A, B1, C, C, A

SEQUENCE
(The Pop Radio Mix)
A, B, C, B, C, C, B1, C, C

ABBREVIATIONS

ST: step, DS: double step, RS: rock step, BO: bounce, KK: kick, TH: touch, BA: ball, TE: toe, DT: double toe, HL: heel, SL: slide,

I MISS MISBEHAVIN'
INTERMEDIATE LINE DANCE
RECORD BY: Aaron Tippin RCA 62181-7
CHOREO: Jeff Driggs 29A Lake Chaweva Cross Lanes, WV 25313 (304)776-5233

WAIT 8 BEATS
LEFT FOOT LEAD

PART A

```
DS DS(XIF) S S(XIB) S S(XIF)   DS BR SL DS R S
L  R       L R      L R        L  R  L  R  L R
```

FANCY DOUBLE, ROCKIN CHAIR TURN
Turn 1/2 left

REPEAT 3 MORE TIMES TO FACE ALL FOUR WALLS

PART B

```
DS/KICK & KICK S S(XIB) S S(XIF)  DS DS R S R S
L  R      R    R L      R L       R  L  R L R L
&a 1    & 2    & 3      & 4       &5 &6 & 7 & 8
```

WILD WEST, FANCY DOUBLE
Move to the right

```
DS R S S SL DR S  STOMP DS R S BR SL
R  L R L L  L  R  L     R  L R L  R
&1 & 2 & 3  &  4  5     &6 & 7 &  8
```

BASIC & BEND, STOMP BASIC BRUSH
Put R ankle behind knee on SL DR

```
DS DS(XIF) DS DS(XIB) R S DS DS R S
L  R       L  R       L R L  R  L R
```

SAMANTHA VINE
Move left

```
HEEL HEEL R S DS R S  DS DS DS R S
L    R    L R L  R L  R  L  R  L R
&    1    & 2 &3 7 4  &5 &6 &7 & 8
```

HEEL ROCK BASIC, TRIPLE

PART C

```
DS DS DS PIVOT-ON-HEEL S S S R S
L  R  L  L             R L R L R
&1 &2 &3 4             5 6 7 & 8
```

FORWARD KICK PIVOT
While on heel, kick left foot
with right - turn 1 1/2 left

REPEAT FORWARD KICK PIVOT TO FACE FRONT

```
DS TCH(F) DS R S  DS TCH(F) DS R S
L  R      R  L R  L  R      L  R L
```

2 CHARLESTONS

```
DS(XIB)  HEEL S  DS(XIB)  HEEL S
L        R    L  R        L    R
```

HEEL BASICS
Put weight on heel

```
STOMP STOMP  S S  S S
L     R      L R  L R
1     2      & 3  & 4
```

JUMP BACK!
Jump back on & 3

ENDING
DO 2 CHARLESTONS, 2 HEEL BASICS, THEN STOMP STOMP - JUMP BACK

SEQUENCE: A-B-B-C-A-B-B-C-A-B-ENDING

NEXT THING SMOKIN' **INT. LINE**
BY: JOE DIFFIE
ARISTA RECORDS

CHOREO: CHIP SUMMEY P.O. BOX 6534 ASHEVILLE NC 28816 (704) 252-9988
DIETER BROWN P.O. BOX 302 ARDEN NC 28704

SEQUENCE:WAIT 16 A-B-C-D-E-A-B-C-1/2C-D-1/2A*-D-1/2A*-D-1/2A*-D-1/2A*

PART A

LUCY TOE STEP DBL-BACK BRUSH-UP T-STEP DBL-BACK BRUSH-UP T- STEP
L L L R R R
DBL HEEL HEEL LIFT
L R L L

3 FLEA FLICKERS DBL-BACK DTS DBL-BACK DTS DBL-BACK DTS DTS RS
AND A BASIC L L R R L L R L/R

PULL AND SHUFFLE HEEL PULL STEP DRAG SLIDE DRAG SLIDE
L R R BOTH BOTH BOTH BOTH

TRIPLE DTS DTS DTS RS (BACKING UP)
R L R L/R

2 KARATE TURNS DTS KICK-TURN STEP KICK (TURN 1/2 LEFT)
L R R L

1/2 SAMANTHA DTS DTS(XIF) DRAG STEP RS (REPEAT W/ RIGHT FOOT)
LEFT & RIGHT L R R L R/L

HIGHHORSE DTS DT-XIF DT-OTS RS STEP LIFT DTS DTS RS
L R R R/L R L L R L/R

PART B

STOMP DOUBLE STOMP DTS DTS RS (1/2 TURN LEFT)
L R L R/L

ROCKET STOMP DTS HOP STEP STEP
R L R L R

REPEAT ABOVE BACK TO FACE FRONT

PART C

HARD STEP AND DBL-BACK BRUSH-UP DTS RS HEEL FLAP STEP DTS RS (1/2 L)
A TURKEY L L L R/L R R L R L/R

REPEAT ABOVE BACK TO FACE FRONT

PIVOT STEP DTS DTS PIVOT (FULL L) STEP STOMP DTS RS KICK
L R L R L R L/R L

TOE BACK BASICS DTS T-STEP DTS RS DTS T-STEP DTS RS
L R L R/L R L R L/R

NEXT THING SMOKIN' CONT...

PART D

GHOSTBUSTER	DTS	DT-XIF	DT-OTS	STEP	STEP	STEP	STEP(FULL R)	KICK	DTS	RS			
	L	R	R	R	L	R	L		R	L	R/L		
TRIPLE KICK	DTS	DTS	DTS	KICK	DTS	DTS	DTS	RS	(FORWARD AND BACK)				
	L	R	L	R	R	L	R	L/R					

PART E

SOCCOR VINE TURN	DTS	DTS-XIF	DTS	DTS-XIB	DTS	DT-DBL(1/2 L.)	DTS	RS					
	L	R	L	R	L	R	R	L/R					
JOANN ROCKER	DTS	DT-XIF	DT-OTS	RS	RS	RS	DTS	RS					
	L	R	R	L/R	L/R	L/R	R	L/R					

*** REPEAT ABOVE BACK TO FACE FRONT ***

PART A*

PULL AND SHUFFLE	HEEL	PULL	DRAG	SLIDE	DRAG	SLIDE							
	L	R	BOTH	BOTH	BOTH	BOTH							
TRIPLE	DTS	DTS	DTS	RS	(BACKING UP)								
	R	L	R	L/R									
FANCY DOUBLE	DTS	DTS	RS	RS	(1/4 TURN LEFT)								
	L	R	L/R	L/R									

Title: I Feel Lucky
Artist: Mary-Chapin Carpenter
Tape: Come On Come On #Columbia CT48881

Choreo: Simone Nichols-Pace
#3 Crest St. Lyman, SC 29365
(803)949-3300

Level: Intermediate

The Sequence: A B C(2) A B C(4) A B C(4) END

The Sections:

A =	Drag Vine & Twist	B =	Scottys Granny	C =	Control
	Cross Toe Step & Turn		Triple turn left & clap		(2 or 4 as indicated)
	Drag Vine & Twist		Walk 3 & rock step		
	Cross Toe Step & Turn		Scottys Granny	END=	Shoot, 2 basics
	Shoot		Pull left & Clap		Hl, Rock Step,
	Present & point 4 times		Walk 3 & rock step		raise both hands

The Steps:

DRAG VINE & TWIST

L	R
8 LIFT	SL
& TW	TW(RIGHT)
7 TW	TW(LEFT)
& D	
6	S
&	HL(XIF)
5 S	
& D	
4	S
&	TIP(XIB)
3 S	
& D	
2	S
&	HL(XIF)
1 S	
& D	

CROSS TOE STEP & TURN

L	R
8	S
& R	
7	S
&	D
6 S	
& D	
5	S
& R	
4	S
&	T(TURN 1/2 RT)
3 SL	
&	D(UNX)
2 SL	
&	D(XIF)
1 S	
& D	

SHOOT

L	R
8	S
& R	
7	S
&	D
6 S	
& D	
5	S
&	D
4	SL
&	STA
3 S	
& D	
2	S
&	D
1 S	
& D	

SCOTTYS GRANNY

L	R
8 LIFT	SL
& HEELS	IN
7 HEELS	OUT
&	D
6 SL	LIFT
& HEELS	IN
5 HEELS	OUT
&	
4 BO	BO(UNX)
& BO	BO(XIB)
3 SL	
&	D(UNX)
2 SL	
&	D(XIF)
1 S	
& D	

CONTROL

L	R
8	
&	S
7 H	(TURN 1/4 L)
&	
6	S
&	D
5 S	
& D	
4 LIFT	SL
& CLICK	HEELS
3 BO	BO(OUT)
& BO	BO(XIB)
2 BO	BO(OUT)
& BO	BO(IN)
1 BO	BO(IN)

"SET YOUR SAILS" for the Eleventh Jamboree By The Sea

Clogging Festival at Myrtle Beach, S.C.

May 7 & 8, 1993

INSTRUCTORS:

SCOTTY BILZ CHIP FUTRELL BILL NICHOLS
SIMONE EDDIE WHITE CHIP WOODALL

PLUS OTHER GUEST INSTRUCTORS!

FOR INFORMATION CONTACT SIMONE NICHOLS PACE
3 CREST ST. LYMAN, SC 29365 803-949-3300

Guitar Fiddlin' Joe

INTERMEDIATE LINE
Upbeat - Cajun

ARTISTS: THE STEFFEN SISTERS
CHOREO: STEVE SMITH
"Country Time" - cassette

WAIT 18 BEATS:

A
1 LONG CHARLESTON DS-KICK-TOE-H-TOE-H-RS-DSRS-KICK
L R L R L
2 DOUBLE TROUBLES DT-H--DT-H--DS(XIB)-RS (Right then Left)

B
-360 L-
2 TURNING VINES DS-DS(XIB)-DS-KICK--DS-DS-RS-RS

(moving left on the 1st; right on the 2nd)

C
1 OLD TIME RHYTHM DS-STAMP-DRAG-STEP--STAMP-DRAG-STEP
L R L R L R L
&1 & 2 & 3 & 4
1 STOMP DOUBLE STOMP-DS-DSRS
R
1 TRIPLE KICK DS-DS-DS-KICK (FORWARD)
--1/2 L--
1/2 OF A FLEA DT-H-DS(XIB)-RS-KICK-SL
R
REPEAT THE ABOVE STEPS



D
1 ROCKING CHAIR DS-KICK-DSRS (3/4 L)
2 DRAG TOUCHES DRAG-STEP-TCH(XIB)-SL

REPEAT ABOVE STEPS 3 MORE TIMES

Br.
2 KICKS DS-KICK---DS-KICK (360 L)
2 DOUBLE BASICS DS-DS-RS----DS-DS-RS
L L

SEQUENCE: A-B-C-BREAK--A-B-C-D--A-C-C

TRISHA YEARWOOD (HEARTS IN ARMOR CASSETTE) MCAC 10641
CHOREO: JEFF PARROTT, FL & TANDY BARRETT, GA
INTRO: 8 + 6 BEATS

PART A

2 Basics Devil	DSRS DSRS STOMP DS(X1F) S(X1B) SL S(X1B) SL (1/2 turn L R L R L L R R Right)
Repeat	PART A Same Footwork

PART B

Push Off	DS RS RS RS (to left) DS RS RS RS (to right) L RL R LR
Triple Geek	DS DS DS RS *DS RS R STOOP (*full turn R) L R LR L R &1 &2 & 3 &4 (Hold)

PART C

Shake Your Leg	DS KICK KICK KICK 1/2 turn left L R R R
Triple Back	DS DS DS RS backing up R
Pump Touch	DS KICK TCH(X1F) TCH(OTS) DS KICK TCH(X1F) TCH(OTS) L R R L
Repeat	Same footwork and turns

PART D

4 count Vine Fancy Step	DS DS(X1F) DS DS(X1B) DS DS R(X1F) S RS L L R L R LR
3 Kicks	DS KICK DS KICK DS KICK full turn Left L R L
Basic	DS RS 1/4 Turn left (facing new wall) R
Repeat	3 more times -

BREAK

4 Steps Fancy DBL	DS DS DS DS (Full Turn Left) DS DS RS RS L R L R L R

SEQUENCE

INTRO 8 + 6
A B C BREAK
A B C
A B C C
D
A B

N O R M A J E A N R I L E Y

LEVEL: Intermediate
TAPE: Diamond Rio
CHOREO: Charlie Burns 111 Armitage Dr. Richmond, Ky. 40475
INTRO: Start on 17th. beat (606) 624-3277

\- - A - -

2 BASIC Left Foot

1 Norma Jean DS-DT-BO/H-BO/H-BO/DT-BO/DT-ST
L R R L R L L R L R R

REPEAT ABOVE TWO STEPS

2 BASIC

1 DOUBLE BASIC DS-DS-RS (360 left)

\- - B - -

1 FOOL FOOL DS-DS-BA-H-BA-SL-DSRS-KICK-KICK

(turn 360 R)
1 HEEL PIVOT DS-DS-DS-H-ST-DS-DS-RS
L

1 HEEL PIVOT Start With Right Foot Turning Left

\- - BREAK - -

DS-DS-DS-DS(foward) RS(jump back)-DRAG SLIDE
L R

\- - C - -

2 CLOG OVER VINE

SEQUENCE: A A B BREAK A B C BREAK A B B

THATS WHAT I LIKE ABOUT YOU **INTERMEDIATE**
RECORD BY: TRISHA YEARWOOD, MCA RECORDS
CHOREO BY: MATT & COLLEEN PEARSON, PHOENIX, AZ.
START: WAIT 16 BEATS

PART A: 32 Beats

2 Hard Steps

```
DT(B)-SL-BR(UP)-SL-DS-RS   DT(B)-SL-BR(UP)-SL-DS-RS
L     R  L      R  L  RL   R     L  R      L  R  LR
&a    1  &      2  &3 &4   &a    1  &      2  &3 &4
```

Kangaroo Forward & Triple

```
DS-HOP-RS-HOP-RS (Forward)  DS-DS-DS-RS (Turn 1/2 L.)
L   L  RL  L  RL            R  L  R  LR
&1  &  2&  3  &4            &5 &6 &7 &8
```

Highhorse Turn

```
DS-BR(XIF)-SL-BR(UX)-SL-S-S-S-SL-DS-DS-RS
&1 &       2  &      3  & 4 & 5  &6 &7 &8
R  L       R  L      R  L R L L  R  L  RL
```

Push Off Left & Right

```
DS-RS-RS-RS (Move Left)  DS-RS-RS-RS (Move Right)
L  RL RL RL              R  LR LR LR
&1 &2 &3 &4              &5 &6 &7 &8
```

PART A*: 24 Beats

DO PART A, BUT OMIT THE PUSH OFFS LEFT & RIGHT

PART B: 34 Beats

2 Boogie Basics & Poney Step

```
DS-R(XIB)-S  DS-R(XIB)-S  DS-RS-RS-S-SL (Moving R.)
L  R      L  R  L      R  L  RL RL R R
&1 &      2  &3 &      4  &5 &6 &7 & 8
```

Heavy D

```
DS-HOP-DT(B)-D-B-H-B-H-S-BR(Turn 1/2 L.)-SL-DS-RS
L   L  R     R R L B L L R                 L  R  LR
&1  &  a2    &a3 & 4 & 5 &                 6  &7 &8
```

***** REPEAT ABOVE TO FACE FRONT *****

2 Double Steps

```
DS-DS
L  R
```

PART C: 32 Beats

Gallop Forward & Triple Turn

```
DS-H-H-S H-H-S H-H-S (Forward)  DS-DS-DS-RS (3/4 R.)
L  R L L R L L R L L            R  L  R  LR
&1 & a 2 & a 3 & a 4            &5 &6 &7 &8
```

***** REPEAT ABOVE THREE MORE TIMES TO FACE FRONT *****

SEQUENCE: A - A - B - A - C - A - B - A* - A*

HOME SWEET HOME BY DENNIS ROBBINS — EZ/INT LINE
on the LP MAN WITH A PLAN
Choreo: Josh King - (615) 890-TAPS Charlene Burton - (713) 476-9557
Intro: Wait 8 Beats. Start Left Foot.

Part A

```
DS DS(XIF) DS DS(XIB) DS DS(XIF) DS RS                    "VINE LEFT"
L  R       L  R       L  R       L  RL

DS TCH TCH TCH (½R)  STEP TCH(IF) STEP TCH(IF)           "PUSH TURN"
R  L   L   L         L    R       R    L                 "SINGLES"
&1 2   3   4         5    6       7    8
```

REPEAT ABOVE. SAME FOOTWORK. THEN ADD...

```
ST DS DS RS (½L)  ST DS DS RS (½L)                       "STOMP DOUBLES"
L                 R

STEP (CLAP) STEP (CLAP)  HIP SWING (L-R-L-R)          "HOME SWEET HOME"
L           R
1     2     3     4                 5 6 7 8
```

BREAK

```
S(OS) S(XIB) S(OS) TCH  S(OS) S(XIB) S(OS) TCH           "3-STEP"
L                       R
```

PART B

```
S(OS) S(XIB) S(OS) TCH  S(OS) S(XIB) S(OS) TCH           "3-STEP"
L                       R

S TCH TCH TCH (360 L)  HIP SWING (R-L-R-L)               "PUSH TURN"
L R   R   R
```

REPEAT ABOVE. OPPOSITE FOOTWORK AND HIPWORK. THEN ADD...

```
STEP KICK (¼L) STEP TOE(IB) (DO 4 TIMES TO FACE EACH WALL) "KICK & TOE"
L    R         R    L
1    2         3    4
```

BRIDGE

```
DS DS DS KICK (FWD)  DS DS DS RS (BACK)          "TRIPLE KICK & BACK"
L                    R

DS KICK DS RS (¼L)  DS KICK DS RS (¼L)              "ROCKING CHAIR"
```

REPEAT ALL OF ABOVE. SAME FOOTWORK.

ENDING
DO 1 "HOME SWEET HOME" (8 CT)
DO "3-STEP" LEFT AND RIGHT (8 CT)
DO "PUSH TURN" AND "HIP SWING" (8 CT)

SEQUENCE: A - BREAK - A - B - BRIDGE - A - ENDING

MOVE THIS — INTERMEDIATE LINE
Nightmare Sequence

Time: 3:40

Technotronic YA-KID-K Cassingle EMI (45 rpm Won't Do)
Choreo: Tandy Barrett, Stone Mountain, GA
Intro: Wait 32 + 16 (or Do Part C to Start)

PART A

Fancy Vine	STEP STEP(X1B) STEP STEP(X1B) DS DS RS RS L R L R L R LR LR	Moving L
D D Split	DS RS DB DB HOP TCH(HEEL F) BALL(Back) L R R L-R L R &1 &2 & 3 & - 4 -	
Double & Kick	STOMP DS RS KICK L R L L	(1/2 turn Left)
Repeat	PART A - Same footwork - Turn to front	

PART B

Rocking Chair	DS KICK DS RS L R R L	(1/4 Turn Left)
Walk Back	BALL-STEP BALL-STEP BALL-STEP BALL-STEP L R L R	(Backing Up)
Repeat	PART B - 3 more times - same footwork	

PART C "SHAKE"

Gallop	DS BALL STEP BALL STEP TWIST TWIST L R L R L L	Moving forward
Stomp Dbl	STOMP DS DS RS R L R LR	Backing up
Repeat	PART C - same footwork	

BREAK

Canadians	DS HOP TCH DS HOP TCH L R	Moving forward
Move It	*TCH(B) TCH(B) KICK-SLIDE TCH(B)* L L L L	(1/2 turn Left)
Repeat	BREAK - same footwork	

SEQUENCE (WHEW!)

WAIT 32 + 16 (or do PART C "SHAKE")
A B
A B C ("SHAKE")
A 1/2 B (Rocking Chair 1/2 turn)
BREAK
C ("SHAKE")
A A B
BREAK
B 1/2 B-(Turn Rocking Chair 1/2)

SHOW ME A WOMAN **INTERMEDIATE LINE**
BY: THE FORRESTER SISTERS
(ON THE FLIP SIDE OF "I GOT A DATE"

CHOREO BY: CHIP SUMMEY P.O. BOX 6534 ASHEVILLE NC 28816 (704) 252-9988

SEQUENCE:WAIT 8- A- B- C- A- B- B*- C- BRIDGE- D- A- BREAK- A- B*- B*

PART A

```
DOUBLE TOE    DBL-BACK TOUCH-T BRUSH-UP DTS  RS DBL-BACK TOUCH-T BRUSH-UP
 BRUSH           L        L        L     L  R/L    R        R       R
TRIPLE     DTS DTS DTS  RS  (TURN 1/2 RIGHT)
           R   L   R  L/R
2 SIDE TOUCH     DTS  RS (OTS)  DTS  RS (OTS)   (MOVING FORWARD)
  BASICS          L  R/L         R  L/R
*********REPEAT BACK TO FACE FRONT**********
```

PART B

```
7 COUNT      DTS DTS(XIF) DRAG STEP DRAG STEP  RS  DTS DTS
SAMANTHA      L    R       R    L    L    R   L/R   L   R
```

PART B*

```
REGULAR        DTS DTS(XIF) DRAG STEP DRAG STEP  RS  DTS DTS  RS
SAMANTHA        L    R       R    L    L    R   L/R   L   R  L/R
```

PART C

```
MOUNTAIN BASIC   STOMP DT-UP DTS  RS  (1/4 TURN LEFT)
                   L     R    R  L/R
SYNC SLIDE     STEP DTS STEP DTS SLIDE LIFT
                L    R   L    R    R    L
**********REPEAT 2 MORE TIMES IN BOX**********
2 BASICS   DTS  RS  DTS  RS  (TURN 1/4 LEFT TO FACE FRONT)
           L  R/L   R  L/R
FANCY DOUBLE   DTS  DTS   RS   RS
                L    R   L/R  L/R
```

PART D

```
STOMP DOUBLE  STOMP DTS DTS  RS  (1/4 TURN LEFT)
                L    R   L  R/L
TWIST IT   TWIST TWIST TWIST LIFT  (SHAKE IT !!!!)
             R     L     R    L
**********REPEAT 2 MORE TIMES IN BOX**********
ROCKING CHAIR   DTS BRUSH-UP DTS  RS    (1/4 TURN LEFT)
                 L      R     R  L/R
```

BREAK

```
FANCY SLUR VINE  DTS DTS(XIF) DTS SLUR  DTS BRUSH-UP(1/4 L) DTS  RS
                  L   R        L   R     L     R             R  L/R
**********REPEAT ABOVE 3 MORE TIMES IN A BOX TO FACE FRONT**********
```

BRIDGE

```
DOUBLE BASIC  DTS DTS  RS
               L   R  L/R
```

© "WHATCHA GONNA DO WITH A COWBOY" Level: INT. (FAST)

RECORD: LIBERTY S7-57885-A, CHRIS LEDOUX
CHOREO: Marge Callahan, Jacksonville, Fl.
INTRO : Wait 16 beats, start with LEFT foot

* *

HEEL BEATS	TIMES	STEP
		(PART A) "BASICS & A TRIPLE"
16	(2)	L/DSRS R/DSRS L/DS R/DS L/DSRS (Alt. Ftwk)
16	(2)	L/DS R/TH(F) L/H R/TT(B) L/H R/DT(OTS) L/H R/TH(F) L/H
		R/STAMP(SIDE) L/DS R/DS (Alt. Ftwk) "BRENDA"
16	(2)	L/DS L/DR R/STEP(XIF) L/DS L/DR R/STEP(XIF) "KY. DRAG"
		L/DS L/DR R/STEP(XIF) L/DSRS (Alt Ftwk)
16	(2)	L/DS R/STAMP L/H R/DS L/STAMP R/H L/DS R/DS L/DS R/STAMP L/H
		(Alt. Ftwk) "STAMP IT"

* *

		(CHORUS) "DERRICK"
16	(2)	L/DSRS R/DS R/SL R/SL (Angle Rt.) L/DS R/ROCK(XIB) L/STEP(OTS)
		R/ROCK(XIB) L/STEP(OTS) L/SL L/SL (Alt. Ftwk & Angle)
16	(2)	L/DS R/DT(B) L/H pause R/STEP(XIB) L/ROCK(OTS-Lt.) "LEROY"
		R/STEP(OTS-Rt.) pause L/STEP(XIB) R/DS L/DSRS (Alt. Ftwk)
16	(2)	L/DS R/DS L/ROCK(OTS-Lt.) R/STEP(OTS-Rt.) pause L/TT(XIB)
		pause L/STOMP R/DS L/DSRS (Alt. Ftwk) "CADDY"
16	(2)	L/DS R/DS L/DS(FWD) R/BR L/H (Turn ½ Lt.) "COWBOY"
		R LRLRLR/DSRSRSRS (Moving back) (Alt. Ftwk)

* *

		(BRIDGE) "RED DOG"
16	(2)	L/DSRS R/DSRS pause L/HEEL(F) on Lt. heel pivot ½ Lt.
		R/STEP L/ROCK R/STEP L/ROCK R/STEP (Same Ftwk)

* *

PAGE 1 of 2

HEEL BEATS	TIMES	STEP
		(PART B) "TRIPLES"
8	(1)	L DS, R DS, L DSRS, R DS, L DS, R DSRS
8	(1)	pause & L STOMP(F) 1, pause & R HEEL(F) 2, pause & Lt.&Rt. H pivot ¼ Lt. 3
		pause & R LIFT 4
		"CROSS ROCK"
		R DS(XIF) &5, L ROCK(OTS-LT) &, R STEP(XIF) 6, L ROCK(OTS-LT) &
		R STEP(XIF) 7, L ROCK(OTS-LT) &, R STEP(XIF) 8
		"KARATE"
8	(2)	L DS, LT. TOE pivot ½ LT., L H, pause, R STOMP and R CHUG
8	(1)	L DSRS, R DSRS, L&R S/S, L&R S/S, L&R S/S, L&R S/S(Turn ¼ Lt.) "BASICS & SHUFFLE"
32	(1)	REPEAT PART B
64	(1)	REPEAT CHORUS
		(ENDING) "TWO BASICS & A TRIPLE"
8	(1)	L DSRS, R DSRS, L DS, R DS, L DSRS
5	(1)	R DS, L DT(B), R H, L BR(UP), R H, L TH(F), R H, L DS "OMEGA"

SEQUENCE: A-CHORUS-BRIDGE-B-B-CHORUS-ENDING

ABBREVIATIONS:DSRSRSRS=Double toe step rock step rock step rock step.DSRS=Double toe step rock step. DS=Double toe step. DT=Double toe.TH=Touch heel. TT=Touch toe. (OTS)=Out to side. (XIF)=Cross in front. (XIB)=Cross in back. (F)=Front. (B)=Back. SL=Slide. DR= Drag. BR=Brush. H=Heel.FTWK=Footwork.Alt.=Alternate.S/S=Double shuffle. (FWD)=Move forward.

Marge Callahan
7224 Kivler Drive
Jacksonville, Fl. 32210
1-904-771-7987

BOOT SCOOTIN' BOOGIE

BY:BROOKS & DUNN
ARISTA # 18638-4

CHOREO: SCOTTY BILZ "ANOTHER AWESOME POSSUM ROUTINE"
WAIT 16 BEATS
SEQUENCE: A A B A B C A B B B* B*

SEQUENCE A

4 BASICS (SWINGIN)	DSRS DSRS DSRS DSRS (MOVING FORWARD) R LR L RL R LR L RL	
2 CLOG OVER	DS DS(XIF) STEP STEP DS DS(XIF) STEP STEP R L R L R L R L	
2 BASICS & BASKETBALL TURN	DSRS DSRS STEP PIVOT(½) TCH TOE(OS) CHUG R LR L RL R L R R	
4 BASICS (SWINGIN)	DSRS DSRS DSRS DSRS (MOVING FORWARD) R LR L RL R LR L RL	
CLOG OVER VINE	DS DS(XIF) DS DS(XIB) DS DS(XIF) DSRS (MOVING RIGHT) R L R L R L R LR	
PIVOT CHAIN ½	DS RS RS RS (TURN ½ TO FACE FRONT) L RL RL RL	
BOOT SCOOTIN BOOGIE & 1 BASIC	DS DS ROCK HEEL STEP TWIST(LEFT) TWIST(RIGHT) DSRS R L R L R L&R L&R R LR	
TRIPLE	DS DS DSRS L R L RL	

SEQUENCE B

DO SI DO(X2)	HEEL TOE(XIF) STEP RS HEEL TOE(XIF) STEP RS R R R LR L L L RL	
2 TRIPLES	DS DS DSRS DS DS DSRS(TURN ½ LEFT) R L R LR L R L RL	

REPEAT ALL ABOVE TO FACE FRONT AGAIN

3 STEP CHUG (FORWARD)	STEP STEP STEP CHUG(MOVE FORWARD) R L R L	
TURN AROUND STEP (360)	STEP STEP STEP CHUG(TURN 360 AS YOU BACK UP) L R L R	
2 TRIPLES	DS DS DSRS DS DS DSRS R L R LR L R L RL	

SEQUENCE B* LAST ½ OF B--3 STEP CHUG - TURN AROUND STEP & 2 TRIPLES

BOOT SCOOTIN' BOOGIE 2

SEQUENCE C

CHAIN RIGHT & FANCY DOUBLE	DS RS RS RS R LR LR LR	DS DS RS RS L RL RL RL
CHAIN LEFT & TRIPLE	DS RS RS RS L RL RL RL	DS DS DSRS R L R LR
4 BASICS(¼ TURN EACH BASIC)	DSRS DSRS DSRS DSRS L RL R LR L RL R LR	
TRIPLE KICK TRIPLE	DS DS DS BR SL(FORWARD) L R L R L	DS DS DSRS(BACKING UP) R L R LR
CHAIN LEFT & FANCY DOUBLE	DS RS RS RS(MOVING LEFT) L RL RL RL	DS DS RS RS R L RL RL
CHAIN RIGHT & TRIPLE	DS RS RS RS(MOVING RIGHT) R LR LR LR	DS DS DSRS L R L RL

ENDING: HEEL(OF) TOE(XIF)
R R

SEQUENCE: A A B A B C A B B B* B*

The Academy of Clogging Arts

Crash Course of the Blues

Level: Intermediate
Speed: Moderate +
Artist: Steve Wariner/ I Am Ready
Choreo: Lynne Goode
Apprentice: Brent Herron

Wait 16 Beats

Intro: 2 Basics and Rocking Chair to each corner
2 fancy triples
2 triple slides
4 stomps
Wait 4 beats (swing your hips)

Part A:
DS slur and basic Left and right
Soccer turn and fancy double
Repeat to back

Part B:

Alternating Vine Left and right
2 scoots
Brush back toe slide brush up ds rs ds ds ds (turning ½ to left on last 3 ds)
L L R L L RL R L R

repeat above step to back

Part C:
DS touch slide(xif) touch slide touch slide(xif) and turn with a triple
L R L R L R L

2 Cotten Eyed Joe step facing the back

Repeat above

Sequence:Intro ABCABAB (insert 4 scoots) do last part of B

Lynne Goode 8317 Ball Camp Pike Knoxville, Tennessee 37931

TALKING TO HANK Level: Intermediate
Artist: Mark Chestnut
Album : Longnecks and Short Stories MCA 10530
Choreo: Carole Hall 318-296-4323

Intro : Wait 4 beats Then:

STO DS DS R S STO DS DS R S L R L R L R L R L R	2 STO Doubles
STO D H STO D H STO DSRS BR SL L R L R L R L RLR L R	2 Double Ups Stomp Basic

Part A

DS DS DS DS DS HP R(XIF) S HP (Moving Forward) L R L R L L R L L	T Step
DS DS DSRS DS DS DSRS DSRS R L RLR L R LRL RLR	2 Triples 1 Basic
Repeat T Step Backing Up	
Repeat 2 Triples, 1 Basic Add: DS DS RS RS L R LR LR	Add Fancy Double

Part B

DS DS(XIF) DS S(IB) DS DS RS RS L R L R L R LR LR	Vine
DS K(Clap) DS K(Clap) DS D H D H D H DS DS(360L) L R R L L R L R L R L R L R L	2 Kicks Paddle Turn
Repeat Vine, 2 Kicks, Paddle Turn w/ R Foot Moving R	

Part C

D(BACK) H BR SL DSRS D(BACK) H BR SL DSRS L R L R LRL R L R L RLR	2 Hard Steps
DS DS DS BR SL (180L) DS R S R S R S L R L R L R L R L R L R	Cowboy Turn
Repeat Part C Same Foot End Facing Front	

Instrumental Break

K(XIF) H K(OTS) H DSRS
L R L R LRL

K(XIF) H K(OTS) H DSRS — Cotton Eyed Joe
R L R L RLR

DSRS(¼L) DSRS(¼L) DSRS(¼L) DSRS(¼L) — 4 Basics

Repeat Instrumental Break
Repeat Part A (Omit Fancy Double)
Part B
Part C
Instrumental Break
Part C

Ending

DSRS(¼L) DSRS(¼L) DSRS(¼L) DSRS (¼L) — 4 Basics

Sequence:
A
B
C
IB
A
B
C
IB
C
Ending

We Tell Ourselves

Record By: Clint Black

Choreo By: Darl Moreland
1979 Crystal Bay E. Dr.
Plainfield, IN 46168
(317) 839-4442

Intermediate-Plus Line Dance

Instructions : Wait 16 beats then Start on LEFT foot

Part A :

Basic Heel Flap	1	DS -RS -H -H -S -H -H -S -R/SL -DS -DS -RS L RL R L L R L L R R L R LR
Double Back	1	DS -DT(*ba*) -T -DT(*ba*)-T-DT(*ba*) -T(*turn 1/2*) L R R R R R R
Triple	1	DS - DS - DS - RS

*** Repeat Above Steps To Face Front ***

Triple Toe Touch	2	DS - DS - DS - T (xib) - H (*move left & right*)
Two Basics Turning	2	DS - RS (*turn left 360º*)

Part B :

Double Cross Turn	1	DS- DT- H- DT- H -R(*x*)S -R(*x*)S- H-SL-DS -RS L R L R L R L R L L R L RL
Triple Fancy	1	DS - DS - DS - RS - RS - DS - DS - RS R L R LR LR L R LR

*** Repeat Above Steps To Face Front ***

Heel Step Behind	2	H - Step - T (*xib*) - S - DS - RS (*left & right*)
Stamp Step	1	DS - Stamp - RS - RS - DS - DS - DS - RS L R RL RL R L R LR

Break :

Toe Behind Vine	1	DS - T (*xib*) - S - DS - H (*xif*) - S L R R L R R
Fancy Fancy Double	1	DS - DS (*xib*) - RS - RS (*turn 1/4 left*)

*** Repeat 4X To Face Front ***

Forward n' Back	1	DS - DS - DS - BR -SL - DS - DS - DS - RS
Two Basics Turn	2	DS - RS (*turn 360º left*)

Sequence : A - B - A - B - Break - B - Break

6TH ANNUAL NORTH CAROLINA CLOGGING COUNCIL, INC.

STAMPEDE

GREATER HICKORY

NORTH CAROLINA

September 10, 11, & 12, 1993

Hosted by Catawba Junction Cloggers

Instructors: Scotty Bilz, Jeff Driggs, Chip Futrell, Sherry Glass, Simone Pace, Chip Summey, Eddie White, Monika White, and Chip Woodall

Guest Instructors: Junior Bertaux, Patrick Cooke, Anna Gerow, and Chris Stone

For more information, please contact Chip Futrell (919)856-0344.



BLUES CITY TOURS OF MEMPHIS

BLUES CITY SIGHTSEEING

TOURS

OFFERS THE FOLLOWING TOURS DAILY:

ELVIS GRACELAND TOUR
CITY MEMPHIS TOUR
ELVIS/CITY COMBO TOUR
RIVER TOUR
SHOPPING TOUR
NAT'L CIVIL RIGHTS TOUR
AFTER DARK DINNER TOUR
BEALE STREET STRUT TOUR
SPLASH CASINO TOUR

****

TOURS YOU CAN AFFORD WITH FREE PICK-UP AT HOTELS
PLEASE CALL 522-9229 FOR RESERVATIONS AND INFORMATION

CLOGG INSTRUCTOR



WORKSHOPS
SEMINARS

MISSY PEARSON
816-358-5283

Renfro Valley®



CLOGGING

COMPETITION

MAY 22 - 23, 1993

LINE - SHOW - DUO/DUET
INDIVIDUAL - PRECISION

COMPETITION

FOR RULES AND REGISTRATION BOOKLET
CALL - 1-800-765-7464
RENFRO VALLEY - KENTUCKY - 40473
"KENTUCKY'S COUNTRY MUSIC CAPITAL"
LOCATED OFF I-75 - EXIT 62

WORKSHOPS

CHOREOGRAPHY

Mountain Valley Cloggers

CLASSES

EXHIBITIONS

SHOWS

SANDRA RANTALA
P.O. Box 194
Ashby, MA 01431
(508) 386-5817

MICHAEL MARRELLA
R.R. 02 Box 1318
Farrar Road
Rindge, N.H. 03461
(603) 899-6323

"CLOGGING IS US"



SHOES, TAPS & NOVELTIES

R.R. #5, Forest
Ontario, N0N 1J0

Chris & Paul Rodey

(519) 786-5665

CLOGGERS SERVING CLOGGERS

We sell Ms., Mr. and Kid Stompers (Reg. & Perf. Models), Steven's regular & buck taps, sparklers, shoe cream & cleaner, shoe bags, petticoats & bags, pettipants, scarves, ties, belt buckles, variable speed cassette players, mugs, key chains, pens, T-shirts (Special order - square dance shoes and country & western boots)

VISA

OPEN 7 DAYS A WEEK

Call or mail in orders anytime, or drop by and see us.

For a free catalogue send a self-addressed, stamped envelope.
WE SHIP ANYWHERE!

Captain Bilbo's River Restaurant

Your Official Host Restaurant Welcomes You to Memphis!

Join us for live entertainment and dinner every night.

Call ahead for priority seating and our complimentary shuttle

526-1966.

Anchor Bar hours:

Sunday -Thursday, 4:30 p.m.-1 a.m. • Friday & Saturday, 4:30 p.m.-2 a.m.

Dinner hours:

Sunday -Thursday, 5-10:30 p.m. • Friday & Saturday, 5-11 p.m.

(Closed on Thanksgiving Day, November 26)



263 Wagner • Memphis, Tennessee • 526-1966

NO ONE ELSE ON EARTH

ADVANCED LEVEL - COUNTRY POP - MEDIUM SPEED

CURB/MCA RECORDS MCACS-54449 (DANCE REMIX)

CHOREO BY: BARRY FAYNE 1618 GILMER AVE MONTGOMERY, AL 36104 (205) 264-CLOG

WAIT 16 BEATS START LEFT FOOT SEQUENCE: INTRO A C D E B C D F C D D E 1/2D F

INTRO

DR S DR S DR SL SL SL DS DS R/S KICK — GLASS SLIPPER
R L L R R L L L R L R L R

REPEAT ABOVE OPPOSITE FOOTWORK

PART A

L DS H Ba HOP HOP H H FL S
R T Ba H BR *(XIF)* H BR *(UNX)* T*(IB)* Ba T*(IB)* Ba
&1 e & a 2 e & a 3 e & a 4 e & a 5

L HOP HOP DT Stamp — WYNONNA
R SWING *(XIF)* SWING *(UNX)* DT S HOP
& 6 &a 7e & 8

L DS HOP HOP SL DS H Ba — FOOTBALL & TRIPLE
R DS *(DOWN)* HOP HOP LIFT DS DS H S
&1 &2 3 & 4 &5 &6 &7 e & a 8

PART B

(TURN 180° L)
DS DS*(XIB)* R/S STEP R/S DS DT TWIST*(L)* TWIST*(R)* SL — MJ TWIST
L R L R L R L R L R L R
&1 &2 &3 4 &5 &6 & 7 & 8

L DT BA*(HEELS* BA*(HEELS* SWING R BA BO SL DR
R BA *OUT)* BA *IN)* BO SWING L BA SL DR
&a 1 & 2 & 3 & 4 &

L BA*(HEELS* BA*(CROSS R* BA H BA — BRAT
R BA *OUT)* BA *HEEL IF)* SL T BA S
5 & 6 & 7 e & a 8

REPEAT ALL ABOVE USING SAME FOOTWORK

PART C

DS SL DS SL R/S — SLIDER
L L R R L R

DS HOP T Ba HOP T Ba H*(IF)*/Ba SL *(TURNING 1/2 L)* — GALLOP KICK
L R L L R L L L R R

DS SL DS SL R/S DS DS DS R/S — SLIDER & TRIPLE
L L R R L R L R L R L

L TO HOP BO TO TO STAMP — TOE HOPS
R HOP BO TO HOP BO BO
& a 1 & a 2 & a 3 e & 4

PART D

L DT S HOP BR Ba HOP Ba HOP R STO S — WING IT
R DT T Ba HOP BR Ba*(XIF)* HOP*(XIB)* S DT Ba*(IB)* S
&a 1 e & a 2 e & 3 e & 4 5 &6 & a7 e & 8

DR (CLAP) S H Ba H S DR (CLAP) S H Ba H S *(TURN 1/4 EACH TIME)* — DRAG BASIC
R L R R L L L R L L R R

STO T Ba H STO T Ba H STO BR H FLAP S*(XIF)* — BUCK BRUSH OVER
L R R L L R R L L R L R R

REPEAT ABOVE SAME FOOTWORK END FACING FRONT

PART E

L DT S HOP S HOP S — JANET
R KICK BEND R*(IB)* KICK BEND R*(IB)*
&a 1 e & 2 3 e & 4

STO DS DS KICK *(TURN 1/2 L)* — STOMP TRIPLE BRUSH
R L R L

REPEAT ABOVE USING SAME FOOTWORK TO FACE FRONT.

PART F

DO A JANET, THEN A TRIPLE TURN *TURNING 1/4* THEN ADD:

S TCH *(TOGETHER)* S TCH*(TOGETHER)* S BR *(1/4 TURN L)* DS H Ba H S — JAZZ IT
L R R L L R R L L R R

REPEAT ALL ABOVE USING SAME FOOTWORK TO FACE FRONT

HITMAN

ARTIST: AB LOGIC
4098506

ADVANCED LEVEL
CHOREOGRAPHED BY: SHERRY GLASS
2001 SEMINOLE DR.
JOHNSON CITY, TN
37604

JAM SECTION

L	TO(XIF) TO(OTS) S(XIB) S BO BO BO H BO	CRAZY (Turn ¼ on 3rd
R	S S BO H BO BO BO	turn to face back
	1 2 3 4 & 5 6 & 7 & 8	on 6th count)
L	DS S D D R S S D D TO	CANADIAN
R	D D R S S D D R S	
	&1 2 & @ 3 4 & a 5 6 & @ 7 & 8	

REPEAT FACING THE BACK

PART A

L	DS DS S HOP T(OTS)	DOUBLE VINE
R	DS(XIF) S D D-T(XIB) H-SCUFF TO S	(Turn ½ on
	&1 &2 &3 4 & 5 & 6 & 7 &	4th count)
L	TO	
R	H	
	@ 8	
L	S S S S	ROBIN
R	TS S DOU-BLE S S	
	& @1 & 2 & @ 3 & 4	
L	ST HOP TOE	TURN TO FACE BACK
R	H-SCUFF BR TOE H-SCUFF BR TOE SL	
	1 & @ 2 & 3 & @ 4	

REPEAT TO FACE THE FRONT

PART B

L	ST S S ST DS R	STOMP STEP
R	S ST S ST DS S	(Turn to back on
	1 & 2 & 3 & 4 5 &6 &7 & 8	st---5th count)
L	HS S BO(XIB) K(OTS) H-SCUFF(XIF)	HARD STEP
R	H R KICK(OTS) BO(XIF) HOP	
	& a1 & 2 & 3 e &	
L	H-SCUFF(OTS) DS DS S	
R	DS(XIF) S SL	
	a 4 &5 &a 6 &a 7 & 8	

REPEAT TO FACE THE FRONT

CHORUS

L	DS SL R R	SLIDE STEP
R	S SL S	
	&1 & 2 & 3 & 4	

```
L |      DD          HOP                                          DOUBLE DOUBLES
R |DD        D   H         S                                      (TURN HALF)
  |&5     &6 &   7   &     8

L |S         S                  TS        H-SCUFF                SIDE STEP
R |    TS       H-SCUFF    S          S
  |&   a1   &     2       &    a3    &      4

L |D  BO   BO   BO   BO              BO                           QUICK TURN
R |   BO         BO        H-SCUFF         S
  |&  5      &   6    &   a 7        &   8
```

REPEAT TO FACE THE FRONT

RUNNIN' MAN (8 COUNTS)

```
L |S           S(OTS)           S(XIB)           BO  WING  S     JOEY W/WINGS
R |   S(XIB)           S(OTS)           S(OTS)   BO  WING        (TURN TO BACK ON
  |1    &      2         &       3       &      4    5    &      LAST 4 COUNTS)

L |    S                      TOE
R |S        H-SCUFF   TO  S        SL
  |6   &     7        &   a        8
```

REPEAT RUNNIN' MAN AND JOEY W/WINGS TO FACE THE FRONT

BRIDGE: FLOOR DROP

SEQUENCE: JAM---A---B---JAM---CHORUS---JAM---BRIDGE---A
B---JAM---CHORUS---JAM---JAM---END

ABBREVIATIONS:

S:	STEP	HTO:	HEEL TOUCH
DS:	DOUBLE STEP	SL:	SLIDE
DD:	DOUBLE/DOUBLES	R:	ROCK
TO:	TOUCH	H:	HEEL
DR:	DRAG	F:	FRONT
TS:	TOE STEP	XIF:	CROSS IN FRONT
OTS:	OUT TO SIDE	XIB:	CROSS IN BACK
B:	BACK	BO:	BOUNCE

DIXIEFIED

CANADIAN STEP DANCING AND CLOGGING MIXTURE
INTERMEDIATE LINE DANCE - FAST PLUS COUNTRY SONG

MUSIC: "DIXIEFIED" By South Mountain
C.D. available from:
South Mountain
c/o Larry Coad
1716 Main St. West, Suite 317,
Hamilton, Ontario, Canada
L8S 1G9
COST: $15.00 Plus $3.00 Shipping and Handling.

CHOREO: Judy Waymouth,
R.R.#4, Stratford, Ontario, Canada. N5A 6S5
(519) 271-5504

Wait 16 beats

INTRO: STOMP DSRS KICK
L R LR L

Part A:

Basic, triple, basic.	DSRS	DS	DS	DSRS	DSRS	
	L RL	R	L	R LR	L RL	
Triple brush.	DS	DS	DS	BRUSH-HL		*Move forward*
	R	L	R	L R		
Fancy double turn.	DS (*turn 1/4 left*)			DS(XIF)	RS RS	*Move back*
	L			R	LR LR	

Repeat above, start facing back.

Break 1:

2 Double basics	DS	DSRS	DS	DSRS
	L	R LR	R	L RL

Break 11:

DS	DS
L	R

Chorus: "Skuff in front"

2 Canadians	HOP	DS	DT	HOP	TOUCH(S)	HOP	DS
	R	L	R	L	R	L	R
			DT	HOP	TOUCH(S)	HOP	DS
			L	R	L	R	L
	SKUFF		HOP(XIF)		TOUCH(XIF)		HOP
	R		L		R		L

DT(X) HOP TOUCH(X) HOP DS
R L R L R

SKUFF HOP(XIF) TOUCH(XIF) HOP
L R L R

DT(X) HOP TOUCH(S) HOP DS
L R L R L

Break DT HOP STEP(XIB) DT HOP STEP(XIB)
R L R L R L

DT(X) HOP TOUCH(S)
R L R

Repeat all of above, using opposite footwork.

BREAK 111:

HOP DS DT HOP TOUCH(S)
2 Canadians R L R L R

HOP DS DT HOP TOUCH(S)
L R L R L

BRIDGE: "Circle step"

HOP DS DT(XIF) HOP TOUCH(XIF) HOP DS(S) *turn 1/4 left*
R L R L R L R

DT HOP TOE(XIB) HOP DS
L R L R L

DT(XIF) HOP TOUCH(XIF) HOP DS(S) *turn 1/4 left*
R L R L R

DT HOP TOE(XIB) HOP DS(S)
L R L R L

DT(XIF) HOP TOUCH(XIF) HOP DS(S) *turn 1/4 left*
R L R L R

DT HOP TOE(XIB) HOP DS(S)
L R L R L

Break DT HOP STEP(XIB) DT(X) HOP STEP(XIB) *turn 1/4 left*
R L R L R L

DT(X) HOP TOUCH(S)
R L R

Repeat above, opposite footwork and direction.

ENDING:

2 Canadians

```
HOP DS DT HOP TOUCH(S) HOP DS
R  L  R   L    R       L  R

     DT HOP TOUCH(S) HOP DS
     L   R    L       R  L

SKUFF HOP(XIF) TOUCH(XIF) HOP
  R    L          R         L

DT(X) HOP TOUCH(S) HOP DS
R      L    R       L  R

SKUFF HOP(XIF) TOUCH(XIF) HOP
  L    R          L         R

DT(X) HOP TOUCH(S) HOP DS
L      R    L       R  L

DT HOP STEP(XIB) DT(X) HOP STEP(XIB)
R   L   R        L      R   L

STOMP  STOMP  STOMP
  R      L      R
```

SEQUENCE: Intro, Part A, Break 1, Part A, Break 11, Chorus, Break 111, Bridge, Break 111, Part A, Break 11, Chorus, Break 111, Bridge, Break 111, Chorus, Break 111, Chorus, Break 111, Ending.

TWILIGHT ZONE ADVANCED LEVEL
Record By: 2 Unlimited, Critique Records: CS (Radio Mix)
Choreo By: Missy Pearson, K.C., Missouri
Wait 32 Beats

PART A: 32 beats

"OO" STEP	DS		D/B		S	B/SL			H/HOP			S	H/HOP			B/SL		D	TWIST			TWIST		H
	L		R		L	R	R		L		R	L	R		L	R	R		L		B			B		L
	&1		e&a		2	&	3		&		a	4	5		&	a	6		&		7			&		8

	PULL			B/SL		DS		S/SL			DS			DS		RS		RS	(1/2R)												
	L			R	R	L		R	R		L			R		LR		LR													
	1			&	2	&3		&	4		&5			&6		&7		&8													

*******REPEAT PART A TO FACE FRONT*******

PART B: 32 beats

SALLY ANN	DS		DS(XIF)		S	S(XIB)		S	S(XIF)		BR/SL		DS(XIF)		DR	S	S	S
VINE	L		R		L	R		L	R		L		R		L			L		R		L		R		L		R			
	&1		&2		&	3		&	4		&		5		&6			&		7		&		8							

2 CAND. BASICS Left & Right

TOE BRUSH	DS		T-BR(X)		T-BR(O)		S	S	S/SL		(1/2L)																				
	L		R		R		R	L	R	R																					
	&1		e&		a2		&	3	&	4																					

*******REPEAT PART B TO FACE FRONT*******

PART C: 32 beats

BOOGIE RUN	DS(XIB)		S	T/B	S	T/B	S	T/B	S	T/B	D(XIB)/B		D(XIF)/B	
	L		R	L	L	R	L	L	R	L	L	R	L	L		R			L												
	&1		&	a	2	&	a	3	&	a	4	&	a	5		e&			6e												

D(XF)/B		H(O)		B	H(O)		B	H(O)		B	H(O)		S	DS(XB)		DS(XB)		D(O)		S	S	S
R		L		B	L		B	R		B	L		L	R		L		B		R	L	R
&a7		&		8	&		1	&		2	&		3	&4		&5		&a6		7	&	8

*******REPEAT PART C TO FACE FRONT*******

PART D: 32 beats

HEAVY JUMP BACK	DS		DB/SL		DB/B		H(O)		B	H(O)		S	SCUFF-H(3/4L)								DS										
	L		R		L		R		B	L		L	L			L		R											R			
	&1		&		2		&		3	&		5	&			6		&											7			

	T	T	S		SL	DS		DS	RS			DS	RS	DS	RS	(1/4L)															
	B	B	B		R	L		R	LR			L	RL	R	LR																
	&	a	8		1	&2		&3	&4			&5	&6	&7	&8																

*******REPEAT PART D TO FACE FRONT*******

BREAK: TRIPLE KICK & TRIPLE BASIC

L R

*******REPEAT BREAK TO FACE FRONT*******

SEQUENCE:

A B C - B A D - C A BREAK - C B 1/2C - 1/2A D 1/2C - A A 1/2A

ALL FOR LOVE ADVANCED LINE

BY: COLOR ME BAD
CHOREO: SCOTTY BILZ "ANOTHER AWSOME POSSUM" ROUTINE
INTRO: 16 BEATS

PART A

2 Basics
DS RS DS RS HOP BALL SL BALL SL RS
L RL R LR L-R L L R R LR

2 Tenn Mtn
DRAG ST DRAG ST BALL SL BALL SL (Repeat)
R L L R L L R R

Modified Scooter
DS SL RS SL RS *RS(turn 1/2 L) DS DBL DBL DBL SL
L L RL L RL RL R L R L R

1 Clog Sl
DS DS(X1F) SL DS(X1F) SL DS DS DS HOP* (turn 1/2 left
L R R L L R L R to front)

PART B

Chip Step
HOP(TCH UP) HOP(TCH UP) DBL DBL(X1F) STEP STEP
L R R L L R R L

HEEL HEEL STEP RS DBL RS STOMP STOMP
R L L RL R RL R L

Super Thumper
STOMP STOMP SKUFF HOP SLAP HOP STOMP STOMP
R L R L R L R L

SKUFF HOP SLAP HOP STOMP STOMP SKUFF HOP SLAP BACK
R L R L R L R L R L

SKUFF HOP SLAP HOP BALL SLIDE - Repeat
R L R L R R

PART C

Triple Loop Triple
DS DS(X1F) DS LOOP STEP(X1B) DS DS DS RS
L R L R L R L RL

Chris Step
DBL DBL HOP CHUG STEP TOE BALL STEP STEP
R R R-L L L R R L R

STOMP DBL RS STEP STOMP SKUFF HOP STEP STEP
L R RL R L R L R R

SLAP STEP TCH TOE HOP REPEAT
R R L R

PAGE 2 - ALL FOR LOVE

BREAK

Eric Step

DS	HEEL	STEP	TOE	BALL	HEEL	HEEL	DBL	SPLIT	HEEL	STEP
R	L	L	R	R	L	L	R	R-L	L	L

SLIDE	DRAG	STEP	STEP	STEP	STOMP	DBL	RS	STEP
L	L	R	L	R	L	R	RL	R

PART D

Jigger Step

DS	SL	RS	STEP	SL	RS	STEP	SL	RS	STEP	SL
L	L	RL	R	R	LR	L	L	RL	R	R

4 Clap Basics

STOMP	STOMP	(CLAP)	STEP	RS	(CLAP)	STEP	RS
L	R		L	RL		R	LR

(CLAP)	STEP	RS	(CLAP)	STEP	RS
	L	RL		R	LR

PART E

Slider Step

DS	DBL	DBL	DBL	STEP	SL	RS	SL	STOMP	DBL
L	R	L	R	R	R	LR	R	L	R

RS	STEP	STAMP	STAMP
RL	R	L	L

Quicksilver

STOMP	SKUFF	HOP	SLAP	HOP	TOE BALL	HEEL STEP
L	R	L	R	L	R	L

SKUFF	HOP	SLAP	HOP	TOE BALL	HEEL STEP	STEP
R	L	R	L	R	L	L

STEP	STEP	CHUG	RS
R	L	L	LR

SEQUENCE ORDER

A-B-C
A-B-C-BREAK
D-E
C-C-1/2 C

CAN YOU FEEL THE PASSION **ADVANCED LINE**
BY: BLUE PEARL

CHOREO: CHIP SUMMEY ASHEVILLE NC
TOMMY COWART HAHIRA GA

SEQUENCE:WAIT 32-INTRO-A-B-A-B-C-C-B-A-1/2B-C-BREAK-A-C-A-C-ENDING

INTRO
```
TRIPLE TOE BACK   DTS DTS(XIF) DBL DBL-T SLIDE
                   L   R        L    R     L
2 BASICS   DTS  RS  DTS  RS   (FULL TURN RIGHT)
           L  R/L   R  L/R
******REPEAT WITH RIGHT FOOT LEAD******
HELL RUN   DTS HEEL-FLAP STEP HEEL-FLAP STEP STOMP STOMP   (FORWARD)
           L      R      L       R      L     R     L
TRIPLE ROLL   DTS DTS DTS  RS   (FULL TURN RIGHT)
               R   L  R   L/R
******REPEAT 1 MORE TIME******
```

PART A
```
SYNC STOMP RUN   STEP  RS STEP  RS STEP STEP STEP STEP DTS DTS  RS
                  L   R/L  R   L/R  L    R    L    R    L   R  L/R
4 CANADIANS   DTS SLIDE STAMP   (FULL TURN LEFT)
               L    L     R
```

PART B
```
MODIFIED ERIC   DTS DT-UP ROCK HEEL  RS  DBL TOE-A TOE-A TOE-A  RS
                 L    R     R    L  R/L   R    L     R     L   L/R
DOUBLE TOE TURN   DBL DBL TOE-UP  RS  BA-SLIDE LIFT  (1/2 TURN LEFT)
                   L   R    R    L/R     R      L
FANCY DOUBLE  DTS DTS  RS  RS
               L   R  L/R L/R
******REPEAT ABOVE BACK TO FACE FRONT******
```

PART C
```
PASSION ROCK   DTS DBL BA HEEL HOP-A SKUFF HOP-A SKUFF HOP-A SKUFF  RS  RS STEP
                L   R   R   L     L    R      R    L      L    R   R/L R/L   R
DIG-A-DUMPS    STEP HEEL BA HEEL STEP (1/2 LEFT) STEP HEEL BA HEEL STEP
                L    R    R   R    L              R    L   L   L    R
HEEL TWISTER   STEP HEEL(TWIST) STEP  RS  STEP SLIDE
                 L    R           L  R/L    R    R
******REPEAT ABOVE BACK TO FACE THE FRONT******
```

BREAK
```
TWISTER   DBL-DOWN DBL-DOWN DTS SKUFF-A-STEP (1/4 TURN LEFT)
            L        R      L       R
TOE-BACKS   DBL-TOE DBL-TOE DBL-TOE  RS
              L       R       L    L/R
******REPEAT 3 MORE TIMES IN BOX BACK TO FACE FRONT******
```

Learn to Dance

ACAPELLA!

INTERMEDIATE LEVEL OF CLOGGING SUGGESTED

Friday's class will be a BASIC class for those interested in learning to dance acapella. This class will focus on good-sounding steps that can be done largely with clogging and buck steps. SATURDAY's class will include a variety of flatfoot styles that richly add to an acapella performance.

THIS CLASS WILL NOT BE ORIENTED TOWARD COMPETITIVE PERFORMANCE BUT WILL POINT TOWARD COMPETENT PERFORMANCE...

Characteristics:

- Steps must be clean
- Variety of sounds
- Use of syncopated rhythms
- YOU are the creator of the melody
- Use of silence
- Add movement with the sounds

With Good Sound!

STEVE SMITH

1992

-STEPS-

With Good Sound!

```
OLD TIME RHYTHM    DS---STAMP-HOP-STEP---STAMP-HOP-STEP
                     L     R    L    R      L    R    L


SYNCOPATED SHUFFLE    DT-SL-pause-DR-SL-pause-DR-SL
                       L LR        LR LR        LR  R


RANTS              HOP-TCH(XIF)-HOP-STEP---HOP-TCH(XIF)-HOP-STEP
                    R   L         R    L     L   R         L    R


DELAYED HOP       DSRS--DSRS--DSRS---BR-HOP-STEP
                    L     R     L      R  L    R


CENTERED HEEL CLICKS  DS-DS-DS--CLICK BOTH HEELS TOGETHER-ROCK-STEP
                        L  R  L               LR                R    L


TOUCH IN TIME    DS-TCH(F)--BA-TCH(F)--BA-TCH(F)--BA-TCH(F)--SL
                   L  R       R  L       L  R       R  L       R


IRA'S STEP       DS-TCH(B)-HOP-STEP--TCH(B)-HOP-STEP
                   L  R      L    R    L      R    L
```

STEVE SMITH

1992

The Way To Your Heart

Left Lead
Line Dance - Advanced

Soul Sister CDP-7-92837-2
(CD Version)
Dave Irvine & Michele Millier
Davis, CA

Wait 16 Beats

Part A

(4)		**1 Kick Split (1/4L)**	
(4)		**1 Buck Fancy**	
(8)		**1 Soul Step (1/4L)**	
(4)		**1 Kick Split (1/4L)**	
(4)		**1 Buck Fancy**	
(4)		**1 Joey Buck (behind)**	
(4)		**1 Triple (1/4L)**	DS-DS-DT B-HB-HB

Part B

(8)		**1 Birdcage (1/2 R)**	
(8)		**1 Bounce Split Combo (1/2 L)**	

Part A1

(4)		**1 Kick Split (1/4L)**	
(4)		**1 Buck Fancy**	
(8)		**1 Soul Step (3/4L)**	

Repeat Part B

Chorus

(4)		**1 Triple Break Heels**	
(4)		**1 Granola Variation**	
(4)		**1 Slip Toe Split**	
(2)		**2 Toe Slides**	B(ib) Sl
(2)		**1 Slip**	DT B/H - H/B Sl
(8)		**1 Kick Touch Hop Turn (Roll Left)**	
(8)		**1 High Horse (Roll Right)**	DS-DT(xif)Sl-DT(x)Sl-RS-B Sl-DS-DS-RS

Repeat Part A
Repeat Part B
Repeat Chorus

Bridge

(4)		**2 Skuff Basics**	
(4)	2	**1 Skuffit**	
(8)		**1 Samantha (1/2 R)**	DS-DS(xif)-Dr S(xib)-Dr S-RS-DS-DS-RS
(4)		**1 Run Rock Pivot (1/2 L)**	
(4)		**1 Jump Jump Doubles**	
(4)		**2 Canadian Basics (1/2 L)**	
(4)		**1 Double Rock 2**	DS-DS-R HB-R HB

Repeat Part B
Repeat Chorus Twice (1/2 R on each High Horse)
Repeat Chorus (Omit High Horse)

Step Descriptions for "The Way To Your Heart"...

Birdcage (1/2 R)

(8)

| | | |

VIBEOLOGY

PAULA ABDUL
4-98737

CHOREOGRAPHED BY: SHERRY GLASS
2001 SEMINOLE DRIVE
JOHNSON CITY, TENNESSEE 37604
PHONE: (615) 434-2052

ADVANCED LEVEL

WAIT 16 COUNTS

JAM SECTION-----16 COUNTS

L	KICK TO KICK BO BO BO	JAM SECTION
R	KICK TO BO BO BO TO(XIF) TO(OTS)	
	& 1 & 2 & 3 & 4 5 6	
L	TO(XIB)	
R	S(XIB)	
	7 8	

REPEAT TO TURN TO FRONT

PART A

L	DS DS BO BO S S S S	FANCY VINE
R	DS R H R(OTS) R	
L	S S BO CRIMP S TO S	E B STEP
R	H R H-SCUFF ROLL S H S DOU-BLE	
	& 1 & 2 & @ 3 &4 & 5 & @ 6 & @	
L	S	
R	S S	
	7 & 8	

REPEAT TO TURN TO FRONT

PART B

L	S S S H-SCUFF S H-SCUFF	SIDE STEP
R	S H-SCUFF S S H-SCUFF S	
	& 1 & @ 2 & 3 & @ 4 & @ 5 & @ 6	
L	S S	
R	S S	
	& 7 & 8	
L	KICK BO BO BO KICK BO BO BO BO	JANET
R	BO BO KICK S BO BO S	(TURNING TO BACK)
	1 & 2 & 3 & 4 5 & 6 & 7 & 8	

REPEAT TO FACE THE FRONT

PART C

L	S S	DOLL WALK
R	S S	
	1 2 3 4	
L	DBO H BO H	JANET JAZZ
R	BO H BO H S	TURN 1/4 TO RIGHT
	& 5 & 6 7 8	

REPEAT (4) TIMES IN A COMPLETE CIRCLE

SEQUENCE: JAM----A----B----JAM----C----A----B----JAM----C *
A----B----JAM----B----C----A----JAM

* REPEAT DOLL WALK AND JANET JAZZ

ABBREVIATIONS:

S: STEP
DS: DOUBLE STEP
TO: TOUCH
DR: DRAG
TS: TOE STEP
OTS: OUT TO SIDE
B: BACK
HTO: HEEL TOE
SL: SLIDE
R: ROCK
H: HEEL
BO: BOUNCE
XIF: CROSS IN FRONT
XIB: CROSS IN BACK
F: FRONT

THE BEST THINGS IN LIFE ARE FREE
ADVANCED LINE DANCE
RECORD: by Luther Vandross and Janet Jackson
CHOREO: Chris Cole - Ezel, KY (606)743-4067
Jeff Driggs - Cross Lanes, WV (304)776-5233

LEFT FOOT LEAD
WAIT 12 BEATS

PART A
Do 2 Running man steps and turn 1/2 left with scissors, repeat to front (8 beats)

```
L KICK S       S BO BO(TURN 1/2 L)
R      R(XIB)  BO BO(TURN 1/2 L)
  1   & 2     & 3  4
```
JANET TURN
REPEAT TO FRONT

```
L KICK S       S       R(XIB)  KICK S       S PIVOT-R
R      R(XIB)  KICK S          S       R(XIB)  PIVOT-R S
  1   & 2     & 3   & 4     & 5   & 6     & 7     8
```
3 JANETS, PIVOT

```
L KICK KICK OTS XIF OTS              XIB .
R           OTS XIB OTS  KICK KICK OTS XIF OTS
  1    2    3   &   4    5    6    7   &   8
```
MISS YOU MUCH

BREAK 1
4 HEEL STEPS

LITTLE STEPS

PART B

```
L DS DT(OTS)      S       UP DS  S       UP
R          S(XIB)  S(XIF) SL   R  S(XIB) SL
  &1 &2    3     & 4     5  &6 & 7 &     8
```
GREGORY HINES
MOVE LEFT

```
L DT BO(F)  BO(B) H S  S  BO(B) DT BO(F)      TCH(B) .
R   BO(B) DT BO(F)    R  DT BO(F)   BO(B) DT DT S      SL
  &a 1    &a 2    & 3 & 4 &a 5    &a 6    &a 7a & a    8
```
TOUCH FRONT

REPEAT GREGORY HINES AND TOUCH FRONT TO FACE FRONT.

PART C

```
L DS    S   S    DS   DS  S
R   H S  H S  S SL   DS   R
  &1 & a 2 & a 3 & 4  &5 &6 &7 & 8
```
GALLOP, TRIPLE 1 1,

```
L   BO(F) HOP   HOP   HOP   HOP   HOP H S     S     HOP   HOP  TCH(B) .
R DT BO(B)   SKUFF BR(B)  T(B)  T(B)   H S(XIB) SKUFF BR(B) SL     SL
  &a 1    &  a  2  a  &  a  3  a  &  4 &5   &a   6  a  &  7 &   8
```
DOVE

REPEAT GALLOP, TRIPLE TURN 1 1/2 AND CHAD DOVE STEP TO FACE FRONT.

BREAK 2

```
L S(XIB)  S      R   S(XIB)  S  S  S
R      R  S(XIB)  S       R  R  R
```
COOL BASICS, CHAIN

REPEAT ON RIGHT FOOT LEAD

PART D

```
L DS HOP      DT(B) HOP        S(XIB)  UP S      S .
R      DT(B) HOP        DT(B) UP S      S SL  S(XIB)  S
  &a 1 a&   2  a&   3  a&   4  & 5    & 6  & 7    & 8
```
CANADIAN TURN
1/2 right on 123up

```
L DS(XIF)  S BO H S      S   S(XIB) SL  S      .
R       R  BO H  S(XIB)  S         S   S(XIB) SL
  &1    & 2 & 3 & 4    & 5 &     6  & 7 &    8
```
ON YOUR HEELS

REPEAT CANADIAN TURN AND ON YOUR HEELS TO FACE FRONT

"Best Things in Life are Free" (Cont.)

PART E

L	TCH(F)	TCH(QTS)	TCH(B)	TURN 1/4L		H	S	S	S	JAZZ BREAK
R					S		S	S		
	1	2	3		&	4	&	5	6	7	8

TURN 1 1/4 TO RIGHT WITH 8 STEPS THEN MOVE LEFT WITH 4 STEPS

REPEAT JAZZ BREAK, TURN AND MOVE LEFT TO FACE FRONT

PULL TO RIGHT THEN HOP BACK THREE TIMES
REPEAT PULL AND HOP TWO MORE TIMES(TOTAL THREE)

DO LITTLE STEPS FROM BREAK 1

TAKE EIGHT STEPS IN A LARGE CIRCLE

BREAK THREE
TAKE EIGHT STEPS IN A CIRCLE TO THE LEFT

ENDING
DO THE COOL BASICS AND CHAIN FROM BREAK 2

SEQUENCE: A-BRK1-B-B-C-D-A-1/2B(TURN TO FACE FRONT)-C-BRK2-D-D-E-C-BRK3-A-D-D-END

I KNOW THIS SEQUENCE IS REDICULOUS, BUT THE MUSIC REALLY WILL TELL YOU WHAT TO DO!

HELP, I'M WHITE AND I CAN'T GET DOWN Int +
By The Geezinslaws

Choreo: Naomi Fleetwood, 2055 N. 500 W., Columbus, IN 47201 812/342-6115
Craig Vanest, 510 N. Range, Westport, IN 47283 812/468-2365

(CAN YOU BELIEVE THIS SEQUENCE?)

Sequence: A-Brk I-B-Brk II-Brk III-C-D-A-B-
Wait 16 Beats BRK II(2 X's-Turn 1/2 Each)-BRK III-C-C-ENDING

Part A

Dance Hall Turn	DTS(ots)		DTS(xif)		DT/Bounce		Hop		Hop		Ba/Hl		Chug	
	L		R		L	Both	L		L	R	L		L	
	&1		&2		&	3	&		4		&		5	
	DTS	DT/Heel		Heel		Chug								
	L	R	L	R		R								
	&6	&	7	&		8								
	(Moving Left and Turn 1/2 Right on Hop Hop)													

C Me Slide	DTS	Slide	RS	Slide	Step	Slide	RS	Slide	Slide	DSRS				
	&1	&	2&	3	&	4	&5	&	6	&7&8				
	R	R	LR	R	L	L	RL	L	L	R LR				

REPEAT ALL OF ABOVE

Brk I

2 DTS'S

Part B

Triple	DTS	DTS	DTS	RS										
	L													
That Step	DT/Twist(R)		Tch	Rt	Ft	w/Lt	Hand	Behind		RS	SRS			
	R									RL	RLR			
Jazz Kick	DTS	Kick	Kick(Toward	Back	While	Turning	Right)			Ba/Hl	Chug			
	L	R	R							R	L	L		
2 Basics	DSRS	DSRS												

REPEAT ALL OF ABOVE

Brk II

Samantha	DTS	DTS	Dr/St	Dr/St	RS	DTS	DTS	RS (Turn 360)

Brk III

2 Stomps	Left Ft & Right Ft
Help	Throw Both Hands in Air, Grab Hips
4 Bumps	Do 4 Hip Rotations

Continued Page 2

Part C

```
Cross Slide        DTS DTS DT/Out  Cross(RXIFL)  Slide
                    L   R  L Both                  R
                    &1  &2   &3      &             4

Double Down        DTS Dbl/Tch(if) Dbl/Tch(if) DS/H(if)* RS DTS DTS DTS
                    L     R           R        R  L      RL  R   L   R
                   *Put Weight on Heel        (Turn 1/2 R on last 3 DTS)

2 Basics           DSRS DSRS
REPEAT
```

==========

Part D

```
Pivot Vine         DTS(ots) DTS(if) Hop/Heel(pivot 3/4R) Step  DTS DTS DTS RS*
                    L        R       L    R                L     R   L   R  LR

                   *Triple=instead of a RS,
                            you can do this=Lt Toe ib, Rt Foot Hop Over It

DO VINE PIVOT 3 MORE X'S TO FACE ALL WALLS
```

==========

Ending
=========

```
Slide Left         Lt Foot Step Left, Rt Foot Slide Over To It, Toes Up, Toes Up

                   Repeat this 2 more times and then just slide left w/o toes up
```

==========

Cassette Single: "Life is A Highway" by Tom Cochrane, Capitol Records 4KM-44815; time 4:24
Choreography: Chip Futrell, P.O. Box 565, Denton, NC 27239 (704)869-3333 and Patrick Cooke, 2601 Sweetgum Dr., Apex, NC 27502 (919)362-4618
Introduction: Wait 16 beats. Start with the left foot.

INTRO - 16 BEATS

# TIMES	STEP	DIRECTIONS
2	DT BA DT BO TH BO BA BA ST DT BO BO DT DT BO HL SL L L R L R L R L R L L&R L&R R L L&R L R &a 1 e& a 2 & 3 & 4 &a 5 & 6e &a 7 & 8	Turn 1/2 left on 3&4

PART A - 32 BEATS

# TIMES	STEP	DIRECTIONS
1	DS HL HL BA BA HL BA HL HL BA DS BR BO BA BA HL BA HL BA L R L L R L L R L L R L R L R L L R R &1 & a 2 & a 3 & a 4 &5 e & 6 & a 7 e &	"Gallop" Move left on the first four beats. Turn 360°right on beats 5, 6,7, 8.
	TE BO HL TE BA BA BA HL HL BA HL ST BR BO ST L R L R R L R L R L R R L R L a 8 & a 9 e & a 10 & a 11 e & 12	
1	DS DS RS RS L R LR LR &1 &2 &3 &4	"Fancy Double"
1	DT BA DT DT PA BA TE BA HL BA HL BA TE BO TE BA HL BA HL R R L L L&R L R R L L R R L R L L R R L &a 1 e& a 2 & a 3 e & a 4 e & a 5 e & a	Move left on beats 1, 2, 3, 4. Turn 360° left on 5.
	BA DT BO BO BO DT DT BA HL BA DT DT BA HL BA DT DT BA DT L R L L&R L R R R L R R R R L R R R R L 6 &a 7 & 8 &a 9e & a 10 &a 11e & a 12 e& a 13 e&	
	DT BA DT DT BA DT BO L L R R R L R a 14 e& a 15 &a 16	

PART B - 16 BEATS

# TIMES	STEP	DIRECTIONS
3	HL FP TE BA BA BA TE BA BA SL L L R R L R L L R R & 1 e & 2 & a 3 & 4	"Heel Flap Turn" Turn 1/4 left on each.
2	DS RS	Turn 1/4 left.

PART C - 32 BEATS

# TIMES	STEP	DIRECTIONS
1	DS DT FP TE ST BA DT BO BA BA BR BO TP BA TE BO BR BO TP BA TE BO BR BO L R L R R L R L R L R L R R L R L R L L R L R L &1 e& a 2 & 3 e& a 4 & a 5 e & a 6 e & a 7 e & a 8	"Spin" Turn 360° left on 5, 6, 7, 8
1	BA TE BA BA TE BA BA TE BA CK R L L R L L R L L L&R & a 1 & a 2 & a 3 4	"Gallop & Turn" Move forward on 1, 2, 3. Turn 1/2 left on 4.

```
1     BA TE BO HL HL BA BA DT BA RS                    "Pullback"
      R  L  R  L  R  R  L  R  R  LR
      &  a  1  &  a  2  &  a3 e  &4
```

*REPEAT THIS SEQUENCE ONCE MORE

BRIDGE 1 - 32 BEATS

```
                (xif)    (unx)   (xif)
1     DT BA DT BA BA DT BA BA DT BA BA HL TE BA HL SL HL TE BA BA HL  ST  Turn 1/2 left on 2, 3, 4
      L  L  R  R  L  R  R  L  R  R  L  R  L  L  L  R  L  R  R     L  R  R
      &a 1  e& a  2  e&  a 3  e& a  4  &  a  5  &  6  &  a  7     &  a  8

4     BA  HL  CK  BO                                   "Monika's Click"
      L   R   L&R L
      e   &   a   1

2     DT BA DT BO TH                                   "Canadian Basics"
      &a 1  e& a  2
```

*REPEAT THIS SEQUENCE ONCE MORE

BRIDGE 2 - 4 BEATS

```
2     "Single Basics"
```

SEQUENCE

INTRO, A, B, C, A, B, C, C, BRIDGE 1, A, B, BRIDGE 2, C, C, C, A

ABBREVIATIONS

DT: double toe, BA: ball, BO: bounce, TH: touch, ST: step, HL: heel, DS: double step, RS: rock step, BR: brush, SL: slide, TE: toe, FP: roll, TP: tap, CK: click, (xif): cross in front, (unx): uncross,

GET READY FOR THIS

ARTIST: 2 UNLIMITED
CHOREO: SCOTT RADABAUGH
(904) 272-3865
INTRO: HOLD 16 BEATS

LEVEL: ADVANCED WITH JAZZ
MUSIC: POP/TECHNO
SPEED: UP TEMPO

PART A

```
KNEE  KNEE  IN  OUT  IN  KNEE  KNEE  IN  OUT  IN
 L     R    LR  LR   LR   R     L    LR  LR   LR

S  S(X1F) Turn (360°) Bounce  H POP   H   S   H   S   H  S  TOUCH
L  R                  L-R     LR     R   R   L   L   R  R    L
```

BREAK 1

```
S  KNEE  S  KNEE  S  KNEE  S
L   R    R   L    L   R    R
```

PART B

```
DS  DBL  HOP  TOUCH  WING  HOP  TOE  HOP  S  S  H  HOP  H
L   R     L     R     LR    L    R    L   R  L  R   L   R

DBL  DBL  HOP  TOUCH
R    L     R     L

DS  DBL  HOP  TOUCH  DS  DBL  HOP  TOUCH  S  H  IN  OUT  IN
L    R    L     R    R   L    R     L    L  R  LR  LR   LR
```

* TURN 180° ON TWO CANADIANS

PART C

```
STOMP  DS  DS  RS  STOMP  DS  DS  RS  STOMP  DS  DS  RS  STOMP
  L    R   L   RL    R    L   R   LR    L    R   L   RL    R

DS  JUMP  JUMP  *Turn 1/4 on each STOMP and repeat PART C turning
L   L-R   L-R                          in the opposite direction
```

CHORUS

```
DS  DS  DS  DS  RS  DS  DS  RS  DS  DBL  DOWN
L   R   L   R   LR  L   R   LR  L     R

HOP  HOP   S   DS  DS  RS  RS  * Turn 3/4 on each set of HOPS
 L    L    R   L   R   LR  LR
```

BREAK 2

```
S  (Face 1)  S (Face R)  S (Face 1)  IN  OUT
L            R           L           LR  LR
```

*REPEAT on opposite foot

SEQUENCE

```
Hold 16   A   BREAK 1   A  A  B  C  A  B  CHORUS  B  BREAK 1
      A   A   BREAK 2   A  1/2 B  CHORUS  A  A
```

INTRODUCTION TO STEP DANCING

INTERMEDIATE

CHOREO: JUDY WAYMOUTH, R.R.#4 STRATFORD, ONT. CANADA N5A 6S5

MUSIC: ANY CLOG, HORNPIPE OR SWING IN 4/4 TIMING
FOR EXAMPLE: GREENWOOD CLOG
AVAILABLE ON 45 AT CARL'S CLOGGING SUPPLIES

STEP #1: HOP DS HOP DS HOP DS STEP STEP
L R R L L R L R

REPEAT ABOVE USING OPPOSITE FOOTWORK

STEP #2: HOP HL STEP HOP HL STEP HOP HL STEP STEP STEP
L R R R L L L R R L R

REPEAT ABOVE USING OPPOSITE FOOTWORK

STEP #3: HOP DS STEP STEP HOP DS STEP STEP
L R L R R L R L

HOP DS (XIB) STEP STEP HOP DS (XIB) STEP STEP
L R L R R L R L

TURN 1/4 LEFT

STEP #4: HOP DS (S OR XIF) HOP DS (S OR XIF) HOP DS (S OR XIF)
L R R L L R

STEP STEP
L R

HOP DS (S OR XIB) HOP DS (S OR XIB) HOP DS (S OR XIB)
R L L R R L

STEP STEP TURN 1/4 RIGHT
R L

SEQUENCE: WAIT 3 COUNTS
INTRO: STOMP STOMP
R L
STEP # 1,2,3,4,1,2,3,4

STEP DANCING BASICS

1. TRADITIONAL OLD TYME BASIC: HOP DS DT HOP TOUCH (S) HOP DS
R L R L R L R

2. MODERN OTTAWA-VALLEY BASIC: HOP DT HOP DT HOP STEP(S)
L R L R L R

SI-BIL PRODUCTIONS

CLOGGING VIDEOS FOR ALL DANCE LEVELS

BEGINNER TO SUPER ADVANCED - TRADITIONAL TO ULTRA MODERN

#1 AN INTRODUCTION TO SOUTHERN APPALACHIAN SQUARE DANCING - *One of the two traditional square dance forms which make up our clogging heritage. One of the square dance categories of clogging competitions. Taught by BILL NICHOLS*

#2 AN INTRODUCTION TO RUNNING SET HOEDOWN - *Hoedown is the freeform Americanization of this precision English Country Dance. Four couple Quadrille set is the counterpart to 8 couple Southern Appalachian in our heritage series. Taught by: GARLAND STEELE*

#3 ADVANCED STEPS WITH BUCK AND CANADIAN INFLUENCE -*This video combines Buck Dance and Canadian Step with Clogging to create very fast paced steps used in todays line and show routines. Taught by: SIMONE PACE*

#4 26 intermediate steps - *For the dancer who is out of beginner class wanting a good source of steps used in todays line and show intermediate workshops. Also a very good reference for instructors. Taught by: SIMONE PACE*

#5 BEGINNER CLOGGING LESSONS 1 - 12 - *A ground floor introduction to the body movements that make up the basic clogging steps is taught by the man who originated the basic clogging terminology. Designed for the beginner who wants a closer look at the steps you didn't quiet get in class or the person who doesn't have access to a clogging class. Taught by the grandfather of clogging: BILL NICHOLS*

#6 BEGINNER CLOGGING LESSONS 13 - 24 - *Builds on lessons 1-12 introducing the drag slide technique into your footwork. Guides you through the harder beginner steps, in preparation for the intermediate level. Taught by father & daughter: BILL NICHOLS & SIMONE PACE*

#7 BASIC BUCK & BASIC CANADIAN STEP- *Introduction to basic body movements that define the two dance forms that have become a large part of todays workshops. Teaches the dancer or beginner instructor how to combine these two dance forms with clogging steps. Prepares the dancer for advanced classes, workshops, and competitions. Taught by: SIMONE PACE*

#8 AN INTRODUCTION TO RUNNING SET HOEDOWN-PART 2- *A sequel to Video #2. Taught by: GARLAND STEELE*

#9 THE SILVER BULLETS CHALLENGE- *The first in a series of SUPER-ADVANCED STEP videos to prepare the dancer for competition or challenge workshop level. Taught by: SIMONE PACE AND THE SILVER BULLETS*

#10 ADVANCED/HIGH INTERMEDIATE CLOGGING STEPS- *Steps which are great to add to any choreography. Extremely usefully for exhibition and competition oriented dancers. Great for pageant routines! Taught by: SIMONE PACE*

#14 LIFTS FOR SHOW ROUTINES AND SHOW DUETS- *Give your best routines a LIFT. Taught by: JAY LEDFORD*

#15 COUPLE MOVES- *The Turns, Twirls, Twists, and Bends that add spark to COUPLE or TEAM routines. Taught by: SHANNON LOWERY & CHIP SUMMEY*

#16 FREESTYLING WITH SIMONE AND THE SILVER BULLETS- *Learn to freestyle for competition or just for fun. Tips on the do's and dont's of freestyling for competition. Taught by: SIMONE PACE AND THE SILVER BULLETS*

#18 HARD AS A ROCK CHALLENGE STEPS- *Two hours of the most difficult steps. Taught by: SIMONE PACE*

#19 JAZZ MOVES FOR CLOGGING- *Fun sequences for use in line, show and exhibition routines. Taught by: SHAWN CAREY*

#20 COOL MOVES FOR COUPLES- *Sequel to Video #15. Taught by: SHANNON LOWERY & CHIP SUMMEY*

******NEW IN '93****NEW IN '93****NEW IN '93****NEW IN '93****NEW IN '93******

#21 CLOGGING THE OLDIES- *6 easy level line dances - 1960's music - Sugar Pie-Honey Bunch, Ain't Too Proud To Beg, Rescue Me, It's the Same Old Song, I Don't Want To Spoil The Party, Looking Out My Back Door. Taught by: CHIP FUTRELL*

#22 MORE CLOGGING STEPS THAN YOU COULD EVER WANT- *High Intermediate to Low Advanced steps. Taught by: JOSH KING*

*VHS TAPES ONLY **Because of copy right laws, music cannot be included on dance collections (video #21)**Please Allow Two Weeks For Delivery.*

VIDEO COST: $49.95 EACH OR ANY 3 FOR $125.00 PLUS POSTAGE SHIPPING AND HANDLING COST: $3.00 for ONE & $2.50 EACH ADDITIONAL TAPE
S. C. RESIDENTS ADD 5% SALES TAX.

PLEASE MAKE CHECKS PAYABLE TO:

BILL NICHOLS
245 QUAIL HOLLOW LANE
WALHALLA, SC 29691

PLEASE PRINT

VIDEO# _____

NAME _____

ADDRESS _____

CITY _____

STATE _____ *ZIP* _____

TOTAL ORDER: $ _____ *U. S. CURRENCY ONLY*

THANK YOU FOR ORDERING YOUR CLOGGING VIDEOS FROM SI-BIL PRODUCTIONS

Simone & Lynne's Spring Fling

SPRING FLING

A Clogging Spectacular

PIGEON FORGE TENNESSEE

MARCH 5 & 6, 1993

THE GRAND HOTEL & CONVENTION CENTER ★ PIGEON FORGE, TN

OUR STAFF WILL INCLUDE:

CHARLIE BURNS	**BILL NICHOLS**
CHIP SUMMEY	**CHIP WOODALL**
SHERRY GLASS	**SCOTTY BILZ**
DARYL LINNINGTON	**RICKEY JO GOURLEY**
SALLIE ADKINS	**MISSY PEARSON**
DIETER BROWN	**NAOMI FLEETWOOD**

AND INTRODUCING:

CHRISTA WILSON **BRENT HERRON**

Simone Nichols Pace
3 Crest Street
Lyman, SC 29365
(803) 949-3300

Lynne Goode
8317 Ball Camp Rd.
Knoxville, TN 37931
(615) 691-7428

"SET YOUR SAILS" for the Eleventh Jamboree By The Sea



Clogging Festival at Myrtle Beach, S.C.
May 7 & 8, 1993

INSTRUCTORS:

SCOTTY BILZ CHIP FUTRELL BILL NICHOLS
SIMONE EDDIE WHITE CHIP WOODALL

PLUS OTHER GUEST INSTRUCTORS!

FOR INFORMATION CONTACT SIMONE NICHOLS PACE
3 CREST ST. LYMAN, SC 29365 803-949-3300

THE 1993 MISS AMERICAN CLOGGER PAGEANT

Categories of competition are:
Interview, Talent(clogging), & Evening gown

Age divisions are: 6-8, 9-12, 13-16, 17-20, 21 & over

★ **Miss American Clogger** wins $250 cash plus numerous other prizes and makes appearances at clogging events throughout the year.

★ **The Miss American Clogger Pageant** is quickly becoming the most prestigious honor for beautiful and talented cloggers!



To Request Application Contact:
Simone Nichols-Pace
3 Crest St.
Lyman, SC 29365
803-949-3300

LEARN CANADIAN STEP DANCING WITH JUDY WAYMOUTH



INSTRUCTIONAL VHS VIDEOTAPES

CHECK TAPES YOU WISH TO ORDER:

☐ **LEARN TO STEP DANCE**	Basic fundamentals for beginners.	$25.00
☐ **OLD TYME REEL I**	Contains 10 steps based on traditional style of Step Dancing; excellent extension of above video.	$35.00
☐ **OLD TYME REEL II**	Progressively more difficult; 11 intermediate level steps.	$35.00
☐ **OLD TYME REEL III**	Contains 10 complex advanced level steps.	$40.00
☐ **OTTAWA VALLEY REEL I**	Contains 11 steps based on modern style of Step Dancing; excellent extension of "Learn to Step Dance" video.	$35.00
☐ **OTTAWA VALLEY REEL II**	Progressively more difficult; 11 high intermediate level steps.	$40.00
☐ **OTTAWA VALLEY REEL III**	Builds on above videos with 10 high level advanced steps.	$50.00
☐ **OTTAWA VALLEY REEL IV — THE CHALLENGER**	11 great steps to challenge the most advanced dancer	$50.00
☐ **WALTZ CLOG**	Applied to a waltz, 4 easy level steps, 4 advanced steps, plus 2 partner moves.	$40.00
☐ **TWO-STEP**	Contains 10 intermediate/advanced steps applied to two-step.	$40.00

ORDER FORM

Name _____ Telephone _____

Address _____

_____ Postal or Zip Code _____

Sub-Total of Video Purchases: _____

Shipping and Handling—$3.00 per Video _____

TOTAL ENCLOSED: _____

Mail to:
JUDY WAYMOUTH
R.R. 4, STRATFORD, ONTARIO
CANADA N5A 6S5

STEVENS

The Name In Clogging

BUCK TAPS®



From STEVENS STOMPERS®

MADE IN U.S.A.





TAPS • SHOES
RECORDS
TEACHING & DANCE VIDEOS
NOVELTIES • GIFTS

CALL FOR FREE CATALOG

STEVENS WORLDWIDE, INC.
"STEVENS STOMPERS"
P.O. Box 112
Mercer, PA 16137 USA

TOLL FREE USA **1-800-722-8040**
CANADA **1-800-544-7824**
FAX **1-412-662-2050**

C.L.O.G.
CUE

ROLLIN' IN MY SWEET BABIES' ARMS INT
Ralph's Clogque Records

Choreography: Naomi Fleetwood, 2055 N. 500 W., Columbus, IN

Wait 8 Beats
Sequence: A-B-C-D-BRK-A-B-C-D-ENDING

"PART A"

Hook It DTS DT/HL DT/HL PULL L ANKLE* (Turn 1/4 L) RS
L R L R L R RL

DTS DT/HL HL CHUG
R L R L L
* Hook right foot around left ankle and pull left

Swivel DTS RS RS RS (Moving Left)

Triple DTS DTS DTS RS (Turning 3/4 right)

REPEAT ALL OF ABOVE

"PART B"

Hillbilly DTS Brush Stamp/Stamp DTS DTS RS Step/Slide
L R R R R L RL R L

Rock 3 DTS RS(if) RS(ots) RS(if)
L R R R

Triple Vine DTS DTS DTS RS (Move Right-Turn Left)
R L R RL

REPEAT ALL OF ABOVE

"PART C"

Let's Kick DTS Kick(if) Kick(ots) Kick(Toward Back)
L R R R

2 Basics DSRS DSRS
REPEAT KICKS AND BASICS STARTING WITH RIGHT FOOT
Triple Twist DTS DTS DT/Twist(L) Heel/Chug
L R L Both L L

Karate DTS KICK (Turn 1/2 L) DTS KICK

REPEAT TRIPLE TWIST AND KARATE

"PART D"

Vine Rock DTS DTS(ib) DTS RS(ots) - Turn 1/4 Left

Bounce Chug DTS DT/Bounce Bounce Heel/Chug

REPEAT VINE ROCK AND BOUNCE CHUG 3 MORE X'S

"BREAK"

Shuffles 2 Shuffles Left, 2 Right, Left, Right, Left, Right

"ENDING"

2 Basics DSRS DSRS
Stamp Split Stomp DTS DTS Stamp(xif) Split

BANJO SIGNAL

CHOREO:JAY LEDFORD
PO BOX 6276
MARS HILL COLLEGE
MARS HILL NC 28754

INTERMEDIATE LINE

WAIT 8 BEATS

PART A

BANJO RUN

ST DS DS(XIB) ST ST(XIF) ST ST(XIB) ST ST(XIF)
L R L R L R L R L
DBL/BALL HEEL ST
R L&R L&R R

2 HOP BASICS

(TURN FULL TO RIGHT ON SECOND)

DOUBLE ROCK STEP

DS RS RS ST (TURN 1/2 LEFT TO FACE BACK)
L R R R

REPEAT A TO BACK

PART B

SWITCH KICK

DS BALL/SL DBL/BALL BALL/KICK BALL
L R L L&R L R L&R

2 CAN. BASICS

(TURN 1/4 TO RIGHT)

MOUNTAIN GOAT

DS BALL BALL(XIB) BALL BALL BALL/SL (MOVING BACK TO
L R L R L R LEFT)

QUICK TURN

DS DS ST ST (TURN 3/4 LEFT TO FACE FRONT)
L R L R

DILLINGHAM TURN

ST DS(XIF) ST ST ST(TURN 1/2 TO RIGHT) DS BALL/SL
L R L R L R L
BALL HEEL RS
R L R

REPEAT DILLINGHAM TURN TO BACK ON RIGHT

PART C

GALLOP

DS BALL TOE/BALL ST ST BALL TOE/BALL ST ST(TURN 3/4 TO
L R L R L R L R L
LEFT) DS DS RS
R L R

EZ SWITCH

ST DS RS BALL/SL(TURN 1/4 LEFT TO FACE BACK)
R L R L

FANCY DBL

DS DS RS RS
L R L L

REPEAT PART C TO BACK

SEQ: A,B,C,B,A,B,C,B

BOILIN' CABBAGE **INTERMEDIATE LINE**

RALPHS CLOG QUE RECDORDS

CHOREO: CHIP SUMMEY P.O. BOX 6534 ASHEVILLE NC 20016 (704)252-9988

SEQUENCE: WAIT 8 A - B - C - D - A - B - C - D - ENDING

PART A (32 BEATS)

```
KENTUCKY DRAG   DTS DRAG STEP DTS  RS   (MOVING LEFT)
                 L    L    R   L   R/L
HARD STEP   DBL-BACK BRUSH-UP DTS  RS
               R          R    R   L/R
KARATE TURN   DTS KICK-BACK (TURN 1/2 LEFT) STEP KICK
               L      R                      R    L
FANCY DOUBLE   DTS DTS  RS  RS
                L   R   L/R L/R
******REPEAT ABOVE BACK TO FACE THE FRONT******
```

PART B (32 BEATS)

```
CABBAGE STOMP   DTS DTS STOMP STOMP  RS STOMP STOMP  RS DTS  RS (FORWARD)
                 L   R    L     R    L/R  L     R    L/R L   R/L
HALF FLIP   DT-X DT-OTS STEP (TURN 1/2 RIGHT) KICK
              R    R      R                    L
DOUBLE AND CHUG   DTS DTS  RS  CHUG
                   L   R   L/R   L
******REPEAT ABOVE BACK TO FACE THE FRONT******
```

PART C (32 BEATS)

```
STOMP DOUBLE UPS   STOMP DT-UP DT-UP  RS  DT-UP DT-UP  RS  RS
                     L     R     R    R/L   R    R     R/L R/L
TRIPLE   DTS DTS DTS  RS  (1/2 TURN RIGHT)
          R   L   R   L/R
2 BASICS   DTS  RS  DTS  RS
            L   R/L  R   L/R
******REPEAT ABOVE BACK TO FACE THE FRONT******
```

PART D (32 BEATS)

```
SLUR BRUSH   DTS SLUR-STEP DTS BRUSH-UP  (1/4 TURN LEFT)
              L      R      L     R
PUSH OFF (CHAIN)   DTS  RS  RS  RS
                    R   L/R L/R L/R
******REPEAT ABOVE 3 MORE TIMES IN A BOX FORMATION BACK TO FACE FRONT******
```

ENDING (6 BEATS)

```
ROCK BRUSH   DTS  RS  BRUSH-UP DTS  RS  BRUSH-UP
              L   R/L     R     R   L/R    L
```

M A G G I E

Record: Ralph's Record "Clogcue"
Level: Intermediate
Choreo: Charlie Burns, 111 Armitage Dr. Richmond, Ky. 40475
Intro: Start on 9th. beat (606) 624-3277

A - - -

```
                  *     *
1 Maggie  DS-TOE-H-TOE-H-DS(xib)-DS(xif)-BROKEN ANKLE-DSRS
           L  R  L  R  L  R       L                    RLR
                                 &5          &6
```

*Slap right leg with right hand when doing TOE-H

```
                *     *       *     *       (turn 360 R)
1 Heel Ball DS-HEEL-BALL-ST-HEEL-BALL-ST-DS-DS-DS-RS
             L    R    R   L    R    R   L  R  L  R LR
            &1    &    2   &    3    &   4
```

*STEP ON RIGHT HEEL AND DROP BALL OF RIGHT FOOT ON FLOOR

B - - -

```
          (   -       -      -   moving left   -       -       -     )
1 Liz's  DS-DS-DS-DOUBLE UP-DS(xib)-ROCK(x)-ST(xif)-KICK-ROCK-STEP
  Run     L  R  L      R       R         L       R        L    L    R

1 Rockin Chair  DS-KICK-DS-RS (turn 1/2 left)
  Turn
                       *             *             *
1 Bounce &   DS-DT-TOE(tch xib)-TOE(tch ots)-TOE(tch xib)-ST-SL
  Touch       L  R  R             R             R             R  R
```

*BOUNCE ON BALL OF LEFT FOOT

C - - -

```
          (    moving left    )
2 Run &  DS-ST-ST-ST-ST-ST-ST-DS-DT/H-H-H(xif)-H(x)-UP (repeat to R)
  Dig     L  R  L  R  L  R  L  R  L R R R      R    R
         &1  &  2  &  3  &  4
                                                      (360 left)
2 Basic   DSRS(turn to the left)-DSRS(turn to the right)-DS-DS-DSRS
```

REPEAT BASIC AND TRIPLE OPPOSITE FOOT

\- - - - -

SEQUENCE: AA BB AA BB C AA ENDING: One Maggie

(IF IT WEREN'T FOR COUNTRY MUSIC)

I'D GO CRAZY

ARTIST: CLINTON GREGORY, SOR-427

CHOREO: SALLIE ADKINS, 4354 CHARLOTTE RD., COLUMBUS, OHIO 43207

INTERM. LINE DANCE, (COUNTRY MUSIC)
WAIT 16 BEATS. LEFT FOOT START.

SEQUENCE: A, B, C, D, 1/2A, C, BRIDGE, D, 1/2A, C, C, ENDING. (WHEW"')

PART A:

PULLEY:

```
DS BR/SL DS(XIF) ROCK STEP  DS BR/SL DS(XIF) ROCK STEP (MIVE LEFT)
L   R  L  R       L    R     L R L    R        L   R
```

SLUR, KICK TURN:

```
DS SLUR STEP(IB) DS KICK(TURN 360 LEFT) SL
L   R    R       L  R                   L
```

STRUM:

```
DS BR(XIF)/SL  BR(X)/SL  BR(XIF)/SL
 R  L      R    L    R    L      R
```

REPEAT ALL THE ABOVE.

PART B:

PUSH-OFF:

```
DS  R S R S R S (MOVE LEFT)  DS R S R S RS (MOVE RT)
L   R L R L R L              R  L R L R LR
```

KICKS:

```
4 X  DS KICK/SL (TURN 1/4 LEFT ON EACH)
     L   R  L
```

PART C:

POSSUM:

```
2 X STOMP DRAG STEP(XIF)STEP(IB) SL STEP(IB) SL
     L     L   R        L       L     R      [illegible]
    &1     7   2        &       3     &      4
```

J. T.

```
DS  DT_UP/SL DT-SLIDE OUT  DRAG IN  HEEL_UP/SL
L    R    L   R  (BOTH)    (BOTH)   L       R
&1   &    2      &   3        &            4
```

CRAZY LEGS

```
DS(XIB)  DS(XIB)  DS(XIB)  DS(XIB)
 L        R        L        R
```

CHOREO: SALLIE ADKINS.

PART D:

HOLEY: 3 X DS R S KICK_TWIST BALL/HEEL(F)/SL (TURN 1/4 LEFT ON EACH)
L R L R R L R

FANCY DOUBLE: DS DS RS RS (TURN LAST 1/4 LEFT TO FACE FRONT)
L R LR LR

HARD STEPS: DT(B)/H BR-UP/H DSRS DT(B)/H BR-UP/H DSRS
L R L R L R L R L R

TRIPLE STOMP: DS DS DS STOMP STOMP (MOVE FWD)
L R L R L

TRIPLE ROCK: DS DS DS ROCK STEP(MOVE BWD)
R L R L R

** REPEAT 1/2 A:

REPEAT C:

BRIDGE:

TWISTERS: DS -TWIST- TWIST- TWIST(MOVE RIGHT DS DS DS ROCK STEP(TURN 1/2 lef
L R R R R L R L R

STRUMS: 2 X DS BR(XIF)/H BR(X)/H BR(XIF)/H
L R L R L R L

REPEAT ABOVE TWO LINES TO FACE FRONT.

REPEAT D:

REPEAT 1/2/ A:

REPEAT C:
REPEAT C:

ENDING: DS DS DS HEEL-CLICKS. (MOVE FWD) YELL!!!!
L R L R-L

IS IT STILL OVER

CLOG CUE
INTERMEDIATE
BY: SHERRY GLASS

PART A

L	DS DS(OTS)	TRIPLE LOOP
R	DS(XIF) S(XIB)	
L	DS DS	SINGLE LOOP
R	S(XIB) DS	2 DOUBLE STEPS
L	R BO H TO R	ON YOUR HEELS
R	S BO H TO S S	
L	DS R R	FANCY DOUBLE
R	DS S S	TURN HALF

REPEAT TO FACE THE FRONT

PART B

L	DS S S	JOEY FORWARD
R	S(XIF) S(OTS) S H(OTS)	
L	SL R	HEELS (TURN LEFT
R	H H DS S	ADD BASIC)
L	DS SL S SL S	SLIDE STEP
R	R R	
L	DS R	TRIPLE
R	DS DS S	

REPEAT JOEY FORWARD, HEELS, AND SLIDE STEP TO FACE THE FRONT

ADD:

L	DS S	SYNCOPATED
R	S T(XIB) STOMP	
	1 @ 2 3 4	

PART C

L	ST S S ST	STOMP STEP
R	S ST S	
	1 & 2 3 & 4	
L	DS R	STOMP TRIPLE
R	ST DS S	
L	DS R	ROCKIN' CHAIR
R	KICK DS S	

L	DS R R	FANCY DOUBLE
R	DS S S	
L	S S R S R	DOG PADDLE
R	R S S S S S	
	1 & 2 3 & 4 5 6 7 & 8	
L	S R S R	HIGH HORSE
R	DT(XIF) DT(OTS) S S SL S S S	
	& 1 & 2 & 3 & 4 & 5 6 7 & 8	

*** START W/ THE DOG PADDLES

SEQUENCE: A---B---C---A---B---C---½C ***

ABBREVIATIONS:

S: STEP
DS: DOUBLE STEP
TO: TOUCH
DR: DRAG
TS: TOE STEP
OTS: OUT TO SIDE
B: BACK
HTO: HEEL TOUCH
SL: SLIDE
R: ROCK
BO: BOUNCE
H: HEEL
F: FRONT
XIF: CROSS IN FRONT
XIB: CROSS IN BACK

CASEY JONES

Easy Intermediate Line Dance
Choreography by Jeff Driggs, Cross Lanes, WV

Wait 16 beats

PART A

L DT DS(XIF) SL DS S R	DBL-UP DBL-DOWN, 2 BASICS
R SL DT DS(XIF) R DS S	turn 1/4 left on basics

REPEAT TO FACE ALL FOUR WALLS

PART B

L DS TCH(OTS) S S S S SL	DS & TOUCH, DS & HEEL
R S R DS H(F) S	move left on ds & tch
L S S S DS R	DS & PIVOT, TRIPLE
R DS PIVOT 1/4 L R DS DS S	face back on pivot

REPEAT TOUCH, HEEL, PIVOT & TRIPLE TO FACE FRONT

PART C

L DS DS S S S R	TRIPLE FORWARD, UP & BACK
R DS R DS S S S	move up on & 6, back on & 7
L DS PIVOT 1/2 L BR DS R R	KARATE TURN, FANCY DOUBLE
R KICK(B) DS SL DS S S	

REPEAT TRIPLE, UP & BACK, KARATE TURN & FANCY DOUBLE TO FACE FRONT

ENDING

Do a TRIPLE forward and an UP & BACK step.

SEQUENCE: A-B-C-B-C-A-B-ENDING

Rick Smith

COUNTRY WESTERN LINE DANCE

COUNTRY BOY

1 - 2 TOUCH RIGHT HEEL FORWARD, THEN STEP ON RIGHT

3 - 4 TOUCH LEFT HEEL FORWARD, THEN STEP ON LEFT

5 - 8 REPEAT BEATS 1 - 4

9 - 10 TOUCH RIGHT HEEL FORWARD TWICE

11 - 12 TOUCH RIGHT TOE BACK TWICE

13 - 16 TOUCH RIGHT HEEL FORWARD, TOUCH RIGHT TOE BACK - **REPEAT**

17 - 24 DUCK WALK: TOUCH RIGHT HEEL FORWARD, THEN STEP ON RIGHT - **REPEAT 3 TIMES**

& 1 & 2

25 - 28 BOX STEP: STEP ON RIGHT(XIF OF LEFT)-STEP BACK ON LEFT-STEP RIGHT THEN LEFT. ON THE LAST TWO STEPS, TURN 1/4 RIGHT

29 - 32 REPEAT THE BOX STEP, BUT DON'T TURN

REPEAT THE DANCE FROM THE BEGINNING, OVER AND OVER UNTIL THE END OF THE SONG

SWIVEL 4 CORNERS

1 - 4 STEP TOGETHER STEP TOUCH (MOVE RIGHT)
R L R L

5 - 8 STEP TOGETHER STEP TOUCH (MOVE LEFT)
L R L R

9 - 10 STEP TOUCH (MOVE RIGHT)

11 - 12 STEP TOUCH (MOVE LEFT)

13 - 15 TWIST KNEES: RIGHT, LEFT, RIGHT

16 STEP
L

17 - 20 CHARLESTON: KICK STEP TOUCH STEP

21 - 24 REPEAT BEATS 17 - 20

25 - 26 SCOOT TWICE ON THE LEFT FOOT

27 - 28 STEP FORWARD ON RIGHT FOOT, THEN STEP FORWARD ON THE LEFT FOOT

29 HOOK RIGHT FOOT BEHIND LEFT FOOT

30 KEEP THE FOOT HOOKED & PIVOT 1/4 LEFT

31 - 32 STAMP RIGHT FOOT TWICE (NO WEIGHT ON THE RIGHT FOOT)

Rick Smith

COUNTRY WESTERN LINE DANCE

TENNESEE TWISTER

1 - 2 SWIVEL BOTH KNEES TO THE LEFT, THEN BACK TO CENTER

3 - 4 SWIVEL BOTH KNEES TO THE RIGHT, THEN BACK TO THE CENTER

5 - 6 CLICK LEFT HEEL TWICE

7 - 8 CLICK RIGHT HEEL TWICE

9 - 10 TOUCH RIGHT HEEL FORWARD TWICE

11 - 12 TOUCH RIGHT TOE BACK TWICE

13 - 16 STEP FORWARD ON RIGHT, PULL LEFT FOOT BEHIND RIGHT & STEP ON LEFT-REPEAT

17 - 18 STEP ON RIGHT, THEN HITCH LEFT FOOT WHILE TURNING 1/2 RIGHT

19 - 22 STEP FORWARD ON LEFT, PULL RIGHT FOOT BEHIND LEFT & STEP ON RIGHT - REPEAT

23 - 24 STEP ON LEFT, THEN HITCH RIGHT FOOT WHILE TURNING 1/2 LEFT

25 - 28 VINE TO THE RIGHT & ON FORTH BEAT, HITCH RIGHT FOOT WHILE TURNING 1/2 LEFT

29 - 32 VINE TO LEFT & ON THE FORTH BEAT, STOMP THE RIGHT FOOT.....

REPEAT THE DANCE FROM THE BEGINNING, OVER AND OVER UNTIL THE END OF THE SONG

THE 14 STEP

1 - 2 TOUCH RIGHT HEEL FORWARD, THEN TOUCH IT BACK TO HOME

3 - 4 TOUCH RIGHT HEEL FORWARD, THEN TOUCH IT BACK TO HOME

5 STEP FORWARD ON THE RIGHT FOOT

6 TOUCH LEFT FOOT TO HOME

7 TOUCH LEFT FOOT OUT TO THE SIDE

8 TOUCH THE TIP OF THE LEFT FOOT BEHIND THE RIGHT FOOT

9 STEP ON THE LEFT FOOT

10 TOUCH THE TIP OF THE RIGHT FOOT BEHIND THE LEFT FOOT

11 STEP OUT TO THE RIGHT WITH THE RIGHT FOOT

12 STEP BEHIND THE RIGHT FOOT WITH THE LEFT FOOT

13 - 14 STEP ON THE RIGHT FOOT, THEN THE LEFT FOOT WHILE TURNING 1/2 RIGHT....

REPEAT THE DANCE FROM THE BEGINNING, OVER AND OVER UNTIL THE END OF THE SONG

RALPH'S CLOG CUE RECORDS
CHOREO: SCOTTY BILZ, STONE MT, GA
INTRO: 8 BEATS

SEQUENCE A

Fancy Triple	DS		DS(X1F)		DS	RS	DS		DS(X1F)		DS		RS		
	L		R		L	RL	R		L		R		LR		
Chuggie	DS		CHUG		RS	CHUG		RS	DS		DS	DS		RS	
	L		R		RL	R		RL	R		L	R		LR	
Yee Hah	DS	RS	KICK	KICK		DS	RS		KICK	KICK					
Basics	L	RL	R	R		R	LR		L	L					
2 Basics	DS	RS	DS	RS	(turn 1/2 L each)						DS	DS	RS	RS	
Fancy DBL	L	RL	R	LR							L	R	LR	LR	

Turn 1/2 Left Front on Fancy Double

SEQUENCE B

Stomp DBLs	STOMP	DS		DS	RS		STOMP		DS		DS	RS	(move forward)		
	L		R	L	RL		R		L		R	LR			
Rocking chair	DS		BR	SL	DS	RS		DR	S	DR	S	DR	S	DR	S
4 drag steps	L		R	L	R	LR		R	L	L		R	R	L	L R
4 flanges	DS		FLANGE	HEEL	CHUG		REPEAT 3 more times								
	L		R	R	R										
2 Basics	DS	RS	DS	RS	DR	S	DR	S	DR	S	DR	S	(Moving Back)		
4 Conveyors	L	RL	R	LR	R	L	L	R	R	L	L	R			

SEQUENCE C

Triple Loop	DS		DS(X1F)		DS		LOOP		STEP(X1B)			DS	DS	RS	RS
Fancy DBL	L		R		L				R			L	R	LR	LR

Turn 3/4 on loop step - Repeat 3 times in a box

SEQUENCE D

Cotton-Eyed	DT(X1F)		DT(OS)		DS	RS	Repeat Right Foot								
Joe	L		L		L	RL									
2 Pivot	DS	RS	RS	RS	DS	RS	RS	RS	(Turn 1/2 L to face back						
Chains	L	RL	RL	RL	R	LR	LR	LR	Then right to face front						

ENDING

2 Basics	DS		RS		DS	RS									
	L		RL		R	LR									
Shave & a	STOMP		DS(X1F)		STEP		STEP(OS)			STEP(X1F)					
HairCut	L		R		L		R			L					

SEQUENCE ORDER

INTRO 8 beats, A B C D A B C D ENDING

RAGTIME ANNIE

EASY INTERMEDIATE LINE

CHOREO: STEVE SMITH
ARTIST: RALPH'S RECORDS

Wait 8 beats:

A

2 ANNIE STEPS	STOMP-DS-DS(XIF)/BEND-pause-STEP L R L R R 1 &2 &3 4
	------forward---- ----back----
1 TRIPLE PIVOT	DS-DS-DS-ROCK-HEEL PIVOT-STEP-DS-DSRS L R L R L R L R
2 WASHING BOARDS	DSRS-KICK(out to side)-KICK(out to side) L R R
1 TRIPLE PIVOT	(to face front again)

B

	----------moving left----------
2 RAGTIME RUNS	STOMP-DS(XIF)-BA-BA(XIB)-BA-BA(XIF)
	-------1/2 R------
1 DEPEND STEP	DT-H--DS(XIB)-ROCK(XIF)-STEP-KICK-DSRS-KICK-KICK L L R L R R L L
2 RAGTIME RUNS	
1 DEPEND STEP	(1/2 R to face front again)

ENDING: 2 STOMPS--RS-DS-DS(XIF)/BEND ANKLE--BEND ANKLES-STEP/BEND ANKLE
L&R LR L R L LR R L
&1 &2 &3 & 4

SEQUENCE: A-B-A-B-A-B-A-B--ENDING





RESTLESS
CHOREO: DIETER BROWN, P.O. BOX 302, ARDEN, N.C. 28704

SEQUENCE: A - B - C - A - B - ½B

PART A

2 HARD STEPS DBL (BACK) BR SL DS RS DBL (BACK) BR SL DS RS
L L R L RL R R L R LR

ROCK HEEL PIVOT DS DS ROCK HEEL (PIVOT ½RIGHT) STEP
L R L R L

TRIPLE DS DS DS RS
R L R LR

********** REPEAT ALL OF ABOVE **********

SCOOTER DS SL KICK STEP SL RS (MOVING FORWARD)
L L R R R LR

FANCY DOUBLE DS DS RS RS
L R LR LR

TOM TOM DBL BA SL (LIFT) BA SL (LIFT) BA SL (LIFT) RS STEP
L L L R R R L L L R RL R

DOUBLE BASIC DS DS RS
L R LR

PART B

42 STEP DS DS DS DS RS (MOVING LEFT) DS DS RS (TURN ½ LEFT)
L R L R LR L R LR

CATAWBA DBL HEEL HEEL HEEL HEEL HEEL HEEL CHUG
L R R L L R L L

DOUBLE & CHUG DS DS RS CHUG
L R LR L

********** REPEAT ALL OF ABOVE **********

SLUR LEFT DS SLUR (XIB) DS RS (MOVING LEFT)
L R L RL

TURKEY TURN HEEL SLAP (TURN ½ RIGHT) DS RS
R R L RL

********** REPEAT SLUR AND TURKEY TURN *********

PART C

SAMANTHA TURN DS L, DS R, DRAG R, STEP L, DRAG L, STEP R, RS LR, DS L, DS R, RS LR (TURNING ½ LEFT)

2 KICKS DS L, KICK R, DS R, KICK L

2 BASICS DS L, RS RL, DS R, RS LR

********** REPEAT ALL OF ABOVE **********

2 COWBOYS DS L, DS R, DS L, BR R, SL L, DS R, RS LR, RS LR, RS LR (MOVING DIAGIONALY LEFT)

DS L, DS R, DS L, BR R, SL L, DS R, RS LR, RS LR, RS LR (MOVING DIAGIONALY RIGHT)

PART ½B

SLUR LEFT DS L, SLUR R (XIB), DS L, RS RL (MOVING LEFT)

TURKEY TURN HEEL R, SLAP R (TURN ½ RIGHT), DS L, RS RL

********** REPEAT TO FACE FRONT **********

FASTEST HARP IN THE SOUTH — INTER

RECORD: CHARLIE MCCOY - RALPHS CLOGCUE RECORDS
CHOREO: JEFF PARROTT, PO BOX 242, WHITE SPGS, FL 32096, (904)755-4883
WAIT: 8 BEATS

PART A

Cross Over Kicks	DS	DS	S(X1F)		DR	S(X1F)		R-S		DS		DR		S(X1F)		
	L	L	R		R	L		R	L	R		R		L		
	DR		S(X1F)		R	S										
	L		R		L	R										
Karate T Fancy DBL	DS		PIVOT (1/2 turn L)					S		SL		DS		DS	R	S	R	S
	L		L					R		R		L		R	L	R	L	R

PART B

Triple Kick triple	DS	DS	DS	KICK (moving forward)								DS		DS	DS	RS(moving		
	L	R	L	R								R		L	R		back)	
Polly Wolly Turn Dbl & Kick	DS		DT (1/2 Turn R)			S		KICK		DS		DS		R	S		KICK	
	L		R			R		L		L		R		L	R		L	
Repeat	Once more to face front																	

BREAK

DBL Cross & turn - Fancy DBl	DS		DS	(X1F)		DS		S (3/4 Turn R)				DS		DS		RS		RS
	L		R			L		R				L		R		LR		LR
Repeat	3 more times "Make a Square"																	

PART C

Fancy Run Stomp Basic Kick	DS	DS	S		S(X1F)		S(X1F)		S(X1F)		STOMP	DS		RS	KICK			
	L	R	L	R			L		R		L	R			L			
High Horse Turn	DS		BR(X1F)		SL		BR(ots)		SL		BALL		BALL					
	L		R		L		R		L		R		R					
	S(X1B)				SL		DS		DS		RS							
	R(1/2 turn L)				R		L		R		LR							

SEQUENCE

A-B-A-B-C-BREAK-A-B-"B"* *"Omit 2nd half, DBL & Kick- (Turn 360% R) Do triple Kick & triple"

Ruby

Available Through: Ralphs Records
146 Westlook Circle
Oak Ridge, TN 37831
(615) 481-3221

Choreo By : Darl Moreland
1979 Crystal Bay E. Dr.
Plainfield, IN 46168
(317) 839-4442

Instructions : Wait 16 Beats ; Start on Left Foot

Part A :

Heel-Heel Vine	1	DS -H -H -RS - H -H -RS -DS -DS - T/SL L R L RL R L RL R L R/R
Loop Turn	1	DS - DT - H - (*turn 1/2 right*) - S - K L R L R L
Fancy Double	1	DS - DS - RS - RS

**** Repeat Above Steps to Face Front ****

Part B :

Rock It Turn	1	DS - RS - RS -RS (*turning left*)
Fancy Triple	1	DS - DS (*xif*) - DS (*xib*) - RS
Ruby Special	1	DT (*x*) -DT(*ba*) -RS -T/SL- RS - DS -DS -T/SL L L LR L/ L RL R L R/R

**** Repeat Above Steps to Face Front ****

Part C :

Pump It Turn	4	DS-BR-H -T(xif)-H-T(ots)-H -RS -DS -DS -T -SL L R L R L R L RL R L R R <-------- Turn 1/4 left on Brush ------->

Ending :

Ruby Ending	1	DT (x) -DT(ba) -RS -T/SL L L LR L/L

Sequence : A - B - C - A - B - C - A - B - Ending

OUR LOVE WAS MEANT TO BE

BASIC LEVEL - COUNTRY - SLOW SPEED

BOY HOWDY CURB RECORDS 4KM-76905 CASSETTE SINGLE 3:29

CHOREO BY: BARRY FAYNE 1618 GILMER AVE MONTGOMERY, AL 36104 (205) 264-CLOG

WAIT 16 BEATS START LEFT FOOT SEQUENCE: A B C C* A C BREAK C C* B C END .

PART A

DS DS(XIF) DR S DR S R/S DS DS R/S — SAMANTHA
L R R L L R LR L R LR — ***TURN 3/4 RIGHT AS YOU DO STEP***

DS K R S KICK DS DS DS R/S ***(TURN 1/4 LEFT WITH TRIPLE)*** — ROCK KICK & TRIPLE
L R R L R R L R RL

REPEAT ABOVE FACING THE BACK, SAME FOOTWORK, END FACING FRONT

PART B

DS DS(XIF) DS DS(XIB) DS DS(XIF) DS R/S ***(MOVING LEFT)*** — CLOG OVER VINE
L R L R L R L RL

L HEEL HEEL HEEL HEEL DS S S — TWO SCOOPS & FANCY DOUBLE
R DT AROUND DT AROUND DS R R
&a 1 & 2 &a 3 & 4 &5 &6 & 7 & 8

REPEAT ABOVE FACING THE BACK, OPPOSITE FOOTWORK, END FACING FRONT

PART C

DS DS DS BR SL DS R/S R/S R/S — COWBOY ROLL
L R L R L R LR LR LR

(MOVE FORWARD ON THE TRIPLE BRUSH, THEN TURN 1/2 LEFT ON THE CHAIN WHILE MOVING BACK)

DS R***(IB)*** S DS R***(IB)*** S HOP BR HOP HOP BR HOP HOP BR HOP HOP BR HOP — BASICS & HOPPER-RUE
L R L R L R L R L R L R L R L R L R
&1 & 2 &3 & 4 & a 5 & a 6 & a 7 & a 8

REPEAT ABOVE , SAME FOOTWORK, END FACING FRONT

PART C*

DS DS R/S KICK — FANCY KICK
L R LR L

BREAK

DS DS DS S***(TURN 1/2 R)*** R***(TURN 1/4 R)*** S DS DS KICK — WHIRLWIND
L R L R L R L R L

REPEAT ABOVE 3 MORE TIMES. YOU WILL FACE ALL FOUR WALLS IN THE PROCESS. FIRST, THE LEFT WALL, NEXT THE BACK, THEN THE RIGHT WALL, AND LASTLY THE FRONT.

END

DS R/S R/S R/S***(TURN 360 LEFT)*** DS R/S DS R/S — CHAIN TURN & BASICS
L RL RL RL R LR L RL

REPEAT ABOVE USING OPPOSITE FOOTWORK

DS STEP — THE END
L R

"SMOKE ALONG THE TRACK"

CLOG _CUE RECORD

INTRODUCTION WAIT 8 COUNTS
START LEFT FOOT

4	1	TRIPLE ROCK (BACK)	DTS RS RS RS
4	1	TRIPLE ROCK (FORWARD)	DTS DTS DTS RS
2	1	SMOKEY	DT(UP)SL DT(UP)SL

PART A

8	2	4 COUNT CROSSOVER	DTS BR(XIF)SL BR(OTS)SL BR(XIF)SL
8	4	BASIC CLOGS	DTS RS 1ST ¼L,2ND ½R,3RD&4TH 3/4L
REPEAT ABOVE TWO LINES			FACING BACK
2	1	SMOKEY	

PART B

4	1	BRUSHOVER	DTS BR(XIF)SL DTS RS
4	1	TURNING PUSH OFF ½L	DTS RS RS RS
4	1	HILLBILLY	DTS TCH(UP)SL TCH(UP)SL TCH(UP)SL
4	1	TURNING PUSH OFF ½L	
REPEAT ABOVE FOUR LINES OPPOSITE FOOT WORK			
2	1	SMOKEY	

PART C

4	1	SCOOT ROCK	DTS SC SC DT(UP)RS
4	1	TRIPLE ¼ L	DTS DTS DTS RS
REPEAT ABOVE TWO LINES THREE MORE TIMES TO FACE FRONT			
2	1	SMOKEY	

PART D

4	1	TURKEY TOUCH	HEEL TOE STEP DTS TCH(OTS)SL
4	1	TRIPLE DRAG	DTS DTS DTS DR S
4	1	PUSH OFF(RIGHT)	
4	1	TRIPLE	
REPEAT ABOVE FOUR LINES OPPOSITE FOOT WORK			
2	1	SMOKEY	

PART A-1

8	2	4 COUNT CROSSOVER
8	4	BASICS FULL TURN LEFT
2	1	SMOKEY

REPEAT ALL OF PART C

REPEAT ALL OF PART B

ENDING

4	1	SCOOT ROCK
4	1	TRIPLE
4	1	SCOOT ROCK
2	2	DOUBLE STEPS

ELAINE STEELE
2609 W. Southern Ave. - No 223
Tempe, AZ 85282

IMPORTANT ANNOUNCEMENT

VIDEO SALES

Be sure to purchase your 1992 NATIONAL CLOGGING CONVENTION video!!



On sale at the C.L.O.G. membership booth and each workshop hall!!

Don't leave MEMPHIS without ordering yours

Compete!
Have Fun!
Enjoy K.C.!

American Royal



World's Largest
International
Barbecue Contest

CATEGORIES:
Duo/Duet
Solos
Line
2-8 Couple Precision
2-8 Couple Hoedown
Show
Plus Others

AWARDS:
Rosette Ribbons
(all age division winners)
Trophies
(overall winners)
Cash*
(overall winners)

BARBECUE
3rd ANNUAL
CLOGGING CLASSIC
Fall 1993

(End of September or Early October - Exact Dates to be Announced)

KANSAS CITY, MO

Executive Consultant: Missy Pearson Host Team: Klogghoppers

For further information, contact: Pamela McKee -- (816) 221 - 9800

American Royal Barbecue
1701 Americna Royal Court
Kansas City, MO 64102

*Excluding Novice

SQUARE & ROUND DANCE RECORDS

REEVES RECORDS INC.
EDDIE'S & BOBBIE'S RECORDS
MAIL ORDERS PROMPTLY FILLED

SERVING THE DANCING COMMUNITY SINCE 1966.

SQUARE, ROUND AND
CLOGGING RECORDS
DIPLOMAS
RECORD CASES

PHONOGRAPH NEEDLES

BOOKS & MANUALS
PLASTIC
RECORD
JACKETS

We also have <u>many</u> records that are hard to find
and have been listed as not available.

EDDIE - BOBBIE - ROBBIE - SARAH
REEVES

P.O. Box 17668
DALLAS, TEXAS 75217-0668

1835 So. Buckner
214/398-7508

1250 Washington Street
Post Office Box 346
Columbus, Indiana 47201



COLUMBIA
Press INC.

Telephone 812-372-4481

FAX 812-372-4504

Quality Printing (Offset and Letterpress)

COLUMBIA PRESS, INC. CAN PRODUCE YOUR COMPLETE GRAPHIC REQUIREMENTS FROM ART AND LAYOUT THROUGH PRODUCTION.

Advertising Promotion Literature • Forms • Catalogs
Publication Inserts • Envelopes • Letterheads • Brochures • Labels
4—Color Process

Gene and Dorothy Mobley

CUSTOM SCREEN PRINTING

• T-Shirts • Sweatshirts • Specialty Items

MERCURY
SCREEN PRINTING CO.

1250 Washington Street
Post Office Box 346 • Columbus, Indiana 47201 • 812-372-7677

Gene and Dorothy Mobley



JOY *is for Sharing*

♥

As in the case with most major events in our lives, the act of sharing makes all things more meaningful. It's hard to believe 13 years have passed since an impetuous 11 year old discovered clogging and its challenges, frustrations, disappointments, successes, doubts, triumphs, fears and rewards; all of which have, no doubt, prepared her <u>well</u> for marriage! Just as Shannon has matured into an accomplished and talented young lady, its seems we must now prepare to share her with someone else. That "lucky someone" is Jeff Kerpics, a quiet but highly spirited young man of diverse interests who manages to keep Shannon well in "line"! As he becomes more involved in clogging, no doubt we will <u>all</u> benefit from this relationship.

And so it is with great joy and much pride that we share with all of you, the announcement of the engagement and approaching marriage of Ms. Shannon Lowery, daughter of Mr. and Mrs. Robert Lowery of Snellville, Georgia to Mr. Jeff Kerpics, son of Mr. and Mrs. Steven Kerpics of Stone Mountain, Georgia. The wedding is being planned for the summer of 1993. May they bring each other as much joy, fun and happiness as the Lowery family has brought to us!

Lovingly,

JoAnn

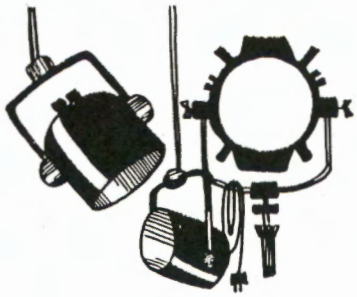



PERFORMANCE OPPORTUNITIES

Applications are now being accepted for 5 to 6 night booking engagements in SILVER DOLLAR CITY'S ECHO HOLLOW show for the 1993 season.

Here is an opportunity for your group to be seen by as many as 4,000 people per night. Lodging is furnished for no more than 12 people. No daytime appearances are required, and performers are usually free to enjoy the many attractions offered in Branson.

You may submit your group for consideration by submitting a video tape and resume to:

FRONT & CENTER PRODUCTIONS
507 Angie Way
Lilburn, GA. 30247
Attn: Joann Gibbs
(404) 925-1475

The season runs: April 10 - May 21 for 5 nights
May 22 - Oct 31 for 6 nights

Special consideration will be given to groups who can appear April - May and Sept - Oct.

In addition, individual members of your group who demonstrate exceptional solo persormance skills, such as vocals, instrumental, etc, will be considered for spotlight appearances in the show. A video audition is required and Silver Dollar City approval will prevail.

Come join us in the LAS VEGAS OF THE OZARKS!!

For Details regarding compensation and application, contact Joann at the address shown above.



Happy Holidays

BLACK TIE TO BARBECUE

- BUSINESS AND SOCIAL CATERING FOR ALL OCCASIONS
- RECEPTIONS TO PICNICS CONVENTIONS TO TRADE SHOWS
- TOTAL EVENT PLANNING WITH MENUS FOR EVERY TASTE

Public Eye Catering Company



CATERERS FOR THE WONDERS SERIES

- CATHERINE THE GREAT
- SPLENDORS OF THE OTTOMAN SULTANS

527-5757

BANQUET SPACE AVAILABLE

PROFESSIONALISM • PRIDE • PERFORMANCE

OPRYLAND USA

CLOGGING CHAMPIONSHIPS

AMERICA'S NEWEST THEMEPARK COMPETITION

GRAND CHAMPION MONEY

EACH TEAM CATEGORY	$500.00
	250.00
	100.00
(Exhibition & Novice - Trophies Only	
DUETS	$200.00
	100.00
	75.00
SOLOS	$200.00
	100.00
	75.00

P L U S - UNIQUE "OPRYLAND USA" TROPHIES

PROFESSIONAL QUALIFIED JUDGES, SCORE SHEETS, SCOREKEEPING AND MANAGEMENT

EVENTS OFFERED

PRECISION
HOEDOWN
OPEN LINE
LINE
NOVICE
EXHIBITION
SHOW
3 DUET CATEGORIES
2 SOLO CATEGORIES

LOCATIONS

ROY ACOFF THEATRE (Air Conditioned) & Air Conditioned Stage of the Chevrolet GEO CELEBRITY AMPHITHEATER.

OPRYLAND THEMEPARK
NASHVILLE TENNESSEE

SUBJECT TO CHANGE WITHOUT PRIOR NOTICE.

FOR INFO: Joann Gibbs
(404) 925-1475

AUGUST 18-21, 1993

AN OFFICIAL OPRYLAND THEMEPARK EVENT

Carl's Clogging Supplies

Introducing

"American Heritage Clogging Shoes®"

Patsy and Carl Blanton surveyed over 300 cloggers with the question, "If you could design your own clogging shoe, what features would you want?" Some of the answers were:

- **more toe room**
- **a binding that can be cleaned**
- **a sturdier more comfortable insole**
- **shoe laces that won't tear out**
- **less expensive**

Here's the shoe YOU asked for!

FREESTYLERS®

Kids FREESTYLERS® - 12, 12½, 13, 13½, 1, 1½ 2, 2½, 3 (medium/wide).

Ms. FREESTYLERS® - 4, 4½ (medium). 5, 5½, 6, 6½, 7, 7½, 8, 8½, 9, 9½, 10, 10½, 11, 11½, 12 (narrow/med./wide).

Mr. FREESTYLERS® - 2, 3, 4, 5, 6, 6½ (med.). 7, 7½, 8, 8½, 9, 9½, ~~10~~, 10½, 11, 11½, 12, 13, 14, 15 (medium/wide).

All shoes are available as stock items in white only. Some colors available on special order. Call us on these.

We are accepting Dealerships in some locations. Call or write for information.

SHIPPING RATES	
0 - 9.99 .....$2.00	35 - 50.00 .....$5.00
10 - 19.99 .....$3.00	Over 50.00.....$6.00
20 - 34.99 .....$4.00	

Must have 25% deposit on any C.O. D. Order



Carl & Patsy Blanton
525 Poverty Lane
Salem, South Carolina 29676
FAX Number (803) 944-8125
For Orders Only 1-800-848-6366
Information or Inquiries 1-803-944-8125
Business Hours: 8AM to 5PM
Monday through Friday ET
(also evenings & weekends if we're here!)

COMPANY POLICIES

Payment Methods: Visa, Mastercard, C.O.D., or prepaid orders. We are not establishing monthly accounts.

If you order C.O.D. and refuse the shipment when it arrives, we will not ship to you again unless your order is prepaid. (No more C.O.D.)

We are experiencing more and more *insufficient funds* and *accounts closed* checks, either of these will put your name on a *Prepaid Status Only Customer List.* (We will no longer accept checks from you.)

Our toll-free number has grown to such a large monthly account that we will now only accept orders on our 800 number. We are charged a rate-per-minute when you call us. It is not a monthly "flat-rate" as some folks think it is. So if you are checking on an order, or need any other information call (803) 652-7452.

If you have us hold an order for you while your check or money order is arriving, we will only hold your order for 7 calendar days.

We will exchange defective records or tapes, but for the same title and artist only.

Videos cannot be exchanged or returned.

Prices subject to change without notice.

Write for Free Catalog and Record List!
NATION'S LARGEST DISTRIBUTOR OF CLOGGING SUPPLIES!
We travel and set up at Conventions and Workshops. Call us for Dates.
If you need a special record or tape we will contact the cut-out shops across the country to find it. If you run a small festival or workshop and need specific records or tapes - call us. We will consign and send them to you and then you may return any that are not sold.

• "PROMENADERS" CLOGGING SHOES: Ms. & Mr. Stompers, Scoops, Cloggers, Also Factory Irregulars (when available) • Shoe Lasts • TAPS: Bell Taps, Staccato Jingle, Steven Stompers • SOUND EQUIPMENT: Califone, Marantz Tape Recorders PMD221, Nady 201 VHF True Diversity Wireless Microphone System • CLOGGING RECORDS: Singles, Albums, Over 180,000 45's, Sleeves • Cassette Singles & Full Cassettes • CONVENTION & WORKSHOP SYLLABUSES • TEE-SHIRTS • FUN BADGES • VIDEOS • BELT BUCKLES • BUMPER STICKERS • KEY RINGS • DIPLOMAS • GOLD AND SILVER JEWELRY - Designs by DARR •

Championship Clogging Competition



June 16, 17 & 18, 1993

At

Dollywood®

The Entertainment Capital of Smoky Mountain Country

Treat yourself to the Smokies' Entertainment Capital! The Great Smoky Mountains form the majestically beautiful stage for an entertainment escape that cannot be duplicated anywhere. Upbeat live music shows, family-fun rides, traditional craft showcases, shops, and genuinely friendly people create a memorable day you won't soon forget.

Over $10,000

In Prize Money & Trophies

For More Information, Write or Call:

• Patty Davis or Charley Reynolds • Dollywood Entertainment Division 1020 Dollywood Lane • Pigeon Forge TN 37863-4101 • (615)428-9433 or (615)428-9434

★★★★★★★★★

MUSIC COUNTRY USA

CLOGGING CHAMPIONSHIPS



NEW THIS YEAR ! ! !
STAGE: DANCE AREA -
40 X 36 FOOT PROFESSIONALLY
BUILT WOODEN PLATFORM STAGE

July 7-10, 1993

OZARK MOUNTAIN AMPHITHEATER
BRANSON, MISSOURI

AMERICA'S PREMIER CLOGGING EVENT

Successor to Silver Dollar City's popular Clogging Extravaganza. Thousands of Dollars in Prize Money & Trophies in this spacious, fully equipped professional outdoor theater seating 8000 people, with covered stage. Four full nights of first class competition located in the heart of the "Las Vegas of the Ozarks"!!

CONTACT: Joann Gibbs (404) 925-1475