TANDY BARRETT

8TH ANNUAL

National CLOGGING Convention

NASHVILLE, TENNESSEE NOVEMBER 28-30, 1991



OPRYLAND HOTEL®

Sponsored by C.L.O.G., Inc.
THE NATIONAL CLOGGING LEADERS ORGANIZATION

EASTER WEEKEND

10th ANNUAL April 16,17&18 1992

POSSUM HOLLER



FEATURING: ***POSSUM TROT WORKSHOP TEAM***

JOANN GIBBS, DIR. LILBURN GA.
JOYCE ENGLAND, NORCROSS, GA.
TANDY BARRETT, STONE MOUNTAIN, GA.
SCOTTY BILZ, STONE MOUNTAIN, GA.

the best in guest instructors

COME SPEND EASTER WITH THE POSSUMS!!!

FOR ADDITIONAL INFORMATION CALL:

(404) 925-1475

TABLE OF CONTENTS

PROGRAM
Thursday, November 28 4
Friday, November 29 5
Saturday, November 30 5

INSTRUCTOR SCHEDULE
Friday, November 29 16
Saturday, November 30 17

CREDITS 8
EXHIBITION SCHEDULE 19
LIST OF INSTRUCTORS 3

BASIC
Life's Too Long To Live Like This 27
Dance With Who Brung You 28
Liza Jane 29
Same Old Song 30
New Way (To Light Up An Old Flame) 31
Home in San Antone 32
Prove My Love To You 34
You Really Had Me Going 36
Twist and Shout 37
The Ballad of Sally Anne 38
Ball and Chain 39
Tie a Yellow Ribbon 40
Precious Thing 41
Respect 42
Whole Lotta Holes 43
Cecilia 44
Rescue Me 45

EZ INTERMEDIATES
Meet Me in the Middle 47
Life's Too Long 48
All Night Long 50
Passion 52
Think!!! 53
Bing Bang Boom 54
Chasing Something Called Love 55
I'm Gonna Be a Wheel Someday 56
Sparkle 57
Birth of Rock and Roll 58
This Country's Rockin' 60
One Love 62
Come on Back 63
Liza Jane 64
Endless Hiway 66
I Can't Help Myself 67

SOLID INTERMEDIATES
Life's Too Long 69
Asleep at the Wheel 70
Turn it Up 71
Just Get Up and Dance 72
Down At the Twist & Shout 74
Ballad of Sally Ann 75
The Motown Song 76
Hummingbird 77
Crazy Horse Hop 78
Put Yourself in my Place 80
Something to Talk About 81
If the Devil Danced 82
She's in Love With the Boy 83
Only Daddy That'll Walk the Line 84
Unbelievable 85
Joy in My Heart 86

ADVANCED
Good Vibrations 89
Life's Too Long 90
The Devil Came up to Michigan 92
Now That We Found Love 95
I'll Be Gone 96
Turn it Up 99
Everybody Dance Now 100
Temptation 102
Hey D.J. - I Can Dance To That Music 104
Steps - The Silver Bullets Challenge 106
Cream 107
Here We Go 108
Things That Make You Go Hmmmm 110
Canadian Step Dancing 111

C.L.O.G. CUE
Stoney Mt. Breakdown 113
Watermelon On The Vine 114
Elvis Clogging Medley 115
Buckeye Special 116
Thunder Road 117
Rawhide 118
O'l Red Ida 119
Tennessee Mountain Clog 120
Trains, Trains, Trains! 121
Stormin' Norman 122
Hillbilly Blues 124
Wreck of the Old 97 125
Bully of the Town 123
Lost Indian 126

1991 C.L.O.G. - EXECUTIVE COMMITTEE

EXECUTIVE DIRECTOR	Joann Gibbs
FINANCE	John Douglas
HOSPITALITY & TRANSPORTATION	Johnie Payton & the Evermean Evergreen Cloggers
SOUND	Terry Glass, David Irvine and Ronnie Doggett
SYLLABUS	Dieter Brown
VENDORS	Darl Moreland
PROGRAM MANAGERS	Reed Davis, Jean Stephenson and Elliott Skeen
SPECTACULAR PRODUCER	Rex Burdette
SPECTACULAR SOUND	David Spencer
LOCAL COORDINATOR	Glen Hall
REGISTRATION	David Phillips, Kevin Eiffert and the Nashville Cloggers, Peggy Masters, Mr & Mrs Joe Ivy and Betty Lambert
SECURITY - Workshop Level	Eddie & Becky White and the Log Cabin Cloggers
Ballroom Level	Sally Thompson & Ann Lanier and Florida Dancers
STAGE MANAGERS	John & Lynn Burdette
MASTER OF CEREMONIES	"Big John" Walters and John Douglas
ARTISTIC DIRECTORS & CHOREOGRAPHERS	Chip Woodall, Debian Woods and Tandy Barrett
C.L.O.G. BOOTH	Bob & Anoree Lowrey & Carol Hill and Canadian dancers, Jack Knighten and the Firehouse Cloggers
SPECIAL PROJECTS	Chip Summey
MEMBERSHIP BOOTH	Marianne Doan, Louise Barge, Carol Brown and Carol Hollis
OFFICIAL LOGO	Rosellen Kerr
TENNESSEE WELCOME	Terry & Sherry Glass and Lynne Goode
SCENERY & PROPS	Shirley & Lee Bartlett
PARADE OF STATES	Bob & Marion Taylor & the Ancient City Cloggers

July 21
Robert De Tafrent
214 388- STUD

1991 INSTRUCTORS

SALLIE ADKINS
4354 Charlotte Rd.
Columbus, OH 43207
(614) 491-0149

TANDY BARRETT
6439 Memorial Dr.
St. Mountain, GA 30083
(404) 469-3849

SCOTTY BILZ
7303 Tree Mountain Pkwy
St. Mountain, GA 30083
(404) 879-1983

DIETER BROWN
3001 Hillwood
Lawrenceville, GA 30244
(404) 921-9291

CHARLIE BURNS
111 Armitage Dr.
Richmond, KY 40475
(606) 624-3277

MARGE CALLAHAN
7224 Kiver Dr.
Jacksonville, FL 32210
(904) 771-7976

JEFF DRIGGS
29A Lake Chaweva
Cross Lanes, WV 25313
(304) 776-5233

BURTON EDWARDS
835 Soco Rd
Maggie Valley, NC 28751
(704) 926-3326/926-1288

BARRY FAYNE
240 Wuthering Hgts. Dr.
Colorado Spgs, CO 80921
(719) 481-2564

NAOMI FLEETWOOD
2055 No. 500 W.
Columbus, IN 47201
(812) 342-6115

CHIP FUTRELL
P.O. Box 21511
Raleigh, NC 27607
(704) 869-3333

SHERRY GLASS
2001 Seminole Dr.
Johnson City, TN 37604
(615) 345-2710

LYNNE GOODE
8317 Ball Camp Pike
Knoxville, TN 37931
(615) 691-7428

CAROLE HALL
Box 355
Gilliam, LA 71029
(318) 296-4323

MARILYN HANSEN
P.O. Box 3443
Anaheim, CA 92803
(714) 635-6595

JOSH KING
U.N.T. Box 6815
Denton, TX 76203
(817) 565-5128/(713) 729-7437

JAY LEDFORD
Rt. 5, Box 840
Leicester, NC 28748
(704) 683-3876

SHANNON LOWERY
1838 Englewood Way
Snellville, GA 30278
(404) 972-6326

DARL MORELAND
1979 Crystal Bay E. Dr.
Plainfield, IN 46168
(317) 839-4442

SIMONE NICHOLS-PACE
3 Crest St.
Lyman, SC 29365
(803) 949-3300

JEFF PARROTT
7605 Tree Mountain Pkwy.
St. Mountain, GA 30083
(404) 469-8111

MATT PEARSON
16220 N. 7th St. #2165
Phoenix, AZ 85022
(602) 993-4146

MISSY PEARSON
12312 E. 53rd St.
Kansas City, MO 64133
(816) 358-5283

STEVE SMITH
3363 Iron Works Pike
Georgetown, KY 40324
(502) 863-6667

ELAINE STEELE
131 N. Higley Rd. #124
Mesa, AZ 85205
(602) 641-8818

GARLAND STEELE
Box 112
Tornado, WV 25202
(304) 727-8719

JEAN STEPHENSON
P.O. Box 146
Catawba, SC 29704
(803) 327-CLOG

CHIP SUMMEY
P.O. Box 6534
Asheville, NC 28816
(704) 252-9988

JOHN & SHIRLEY WALTERS
4110 Morningside Dr.
Cumming, GA 30130
(404) 889-8069

JUDY WAYMOUTH
R.R. 4
Stratford, Ont N5A 6S5
Canada
(519) 271-5504/273-1888

EDDIE WHITE
Rt. 1, Box 403K
Pinnacle, NC 27043
(919) 368-4175

CHIP WOODALL
4345 Hammond Dr.
Martinez, GA 30907
(404) 863-7648

DEBIAN WOODS
RR 4, Box 28
Meridian, MS 39305
(601) 681-8238

ALLEN ZION
P.O. Box 8672
Amarillo, Tx 79114
(806) 353-2374

WELCOME TO THE 8TH ANNUAL
C.L.O.G. NATIONAL CLOGGING CONVENTION

PROGRAM

THURSDAY, NOVEMBER 28, 1991 - Ribbons are not necessary for any of today's activities

10:00 am to 4:00 pm — Registration opens in Jefferson A Section of the Presidential Ballroom - Hosted by David and Susan Phillips, Jack Knighten and Firehouse Cloggers, Kevin Eiffort and Nashville Cloggers and "Miss Peggy" Masters

VIDEO POLICY - PLEASE READ CAREFULLY:
By popular demand C.L.O.G. Inc. has arranged for professional video tapes of this year's convention material. A Professional crew will tape a 5 minute walk through of each instructor in each of the Main Workshop Halls. There will be NO musical accompaniment due to music licensing laws. All takes will then be spliced into 2 tapes - one for Friday and one for Saturday. Each tape will contain 40 walk throughs and will sell for $50.00 each (about $1.10 per routine). 85% of all profits will be returned to the instructors. Only attendees of the convention will be eligible to purchase tapes - no mail orders will be taken. There is an additional $2.50 (1 tape) or $3.50 (2 tapes) charge for postage and handling.

Therefore NO privately owned video equipment will be allowed in any of the 5 main halls. However, private videos will be allowed in the seminar rooms, the Friday night exhibitions and the Saturday night spectacular at no charge. Instructors reserve the right of refusal.

4:00 pm — Registration moves to desk outside entrance to Jefferson A Ballroom in Presidential Lobby.

10:00 am to 4:00 pm — C.L.O.G. Booth - Syllabus, jackets and shirts and new CLOG calendars! In Jefferson B Ballroom - Moves out at 4:00 pm.

NOTE: — You must enter through the Registration area in Jefferson A - the one way traffic pattern will insure smooth, prompt service. Hosted by The Bob Lowerys, Steve Eubanks and Carol Hill and the Canadian Cloggers.

10:00 am — C.L.O.G. Service and Membership Booth opens - Presidential Lobby Top of staircase to lower workshop level. Here you'll find Marianne Doan, Carol Brown, Skip Lemmond, Dee Dick, Donna Daniel, Debbie Gardner, Carol Hollis and Louise Barge.

NOTE: — Here's where you get your reserved seating passes for CLOG members and associate members only - for the Saturday night Spectacular. Be advised seating is DEFINITELY LIMITED, on an "as available" basis ONLY! See Kay or Forman Heard. Preference goes to Weekend Registrants.

This is also where you need to check on your NCHC/CLOG BMI and ASCAP licenses RENEWAL. YES, we can take your April renewals NOW - you can also obtain NEW 92 licenses which will cover you as of NOW and until April 1, 1993! More at meeting, Friday, 1:00 pm in the Sevier Room upstairs.

NEW: — One Million Dollars worth of Liability insurance for Clogging INSTRUCTORS, DIRECTORS AND EVENT ORGANIZERS ONLY. Coverage now for those not covered by any of the Club or dancer insurance coverage. For CLOG members ONLY. The premium is $25.50 yearly. Also, more in meeting Friday, 1:00 pm - Sevier Room.

10:00 am to 9:00 pm — Hospitality Booth open in Presidential Lobby - Hosted by Johnie Payton and Evermean Evergreens. Check here for transportation, general information, directions and Lost and Found.

ANNOUNCEMENT
Try for 4 (yes FOUR) FREE airline tickets and registrations to next years convention!

NEW: 3:00 pm — Sneak-a-Peak preview of the weekend activities - orientation and brief discussion of how, when, what and where! W.C. Handy Room - 3rd Level. Gibbs, Davis, and Instructors.

Buffet: 5:00 pm to 8:00 pm — To assure prompt service at 5:00 PM Buffet - please pre-purchase your tickets at the special desk in the Presidential Lobby all day Thursday! Tickets also available this evening. $12.50 adults + tax and gratuity - $6.95 children + tax and gratuity. Don't miss this year's Buffet! A Grand Ole Opry star will be there to welcome us back to Nashville - Also, play "Cloggers Let's Make A Deal" with Dieter Brown, Chip Summey, Naomi Fleetwood, Skip Lemmond and our instructors!

8:00 pm to 10:00 pm — WELCOME DANCES - TWO to choose from, or try a little of both! (Pick up your state signs!) Open and free to all.

A - Ryman B-2 Traditional flavor - moderate in style & speed.
Hosted by Steve Smith and Charlie Burns.
B - Ryman B-1 Contemporary flavor - more upbeat - in style and speed. Hosted by Chip Summey, Scotty Bilz and Chip Woodall.

10:00 pm Staff Meeting - WC Handy Room - 3rd Level

FRIDAY, NOVEMBER 29,1991 -
Admittance to ALL activities is by Ribbon ONLY for remainder of weekend!!

8:00 am Registration - Presidential Lobby
Hospitality, transportation, directions and Lost and Found - Presidential Lobby
C.L.O.G. Syllabus and Supplies - Lower Level Lobby
Order your Videos - available only to attendees - no mail orders! - Presidential Lobby
N.C.H.C. Traditional Hall - Judges Parlor - Lower Level.
Visit our Vendors all day in the Ryman Foyer Shopping Mall!
C.L.O.G. Service and Membership Booth - Presidential Lobby
Food Service will be set up in REAR of Ryman B-3, C-1 & C-2 all day. No Lunch Break

9:00 am to 4:45 pm WORKSHOPS AND SEMINARS - See Teaching Schedule

Please be reminded NO privately owned videos will be allowed in Ryman Workshop Halls.

There may still be tickets available for the Grand Old Opry tonight - Check at Service Desks in Magnolia and Cascades Lobbies.

3:00 pm Friday Night Exhibition Team Directors Meeting - Donaldson Room, Lynne Goode.

Be extra kind to our Security People - Eddie and Becky White and the Log Cabin Cloggers. BE sure you wear your ribbons

5:00 pm Line Up for Parade of States under the direction of Robert and Marian Taylor and friends - Lower Level Ryman B-3 and C-1. Don't forget to decorate your banners - for a chance at the trophy for the most outstanding entry. Be there to support your state and officially welcome our newest and most distant attendees from the newly formed united country of Germany!! Yes, we really are a truly INTERNATIONAL event! What an honor to have so many more each year to add to Australia and Canada.

ANNOUNCEMENT OF NEXT YEAR'S CONVENTION SITE

6:00 pm to 7:30 pm DINNER BREAK

7:30 pm EXHIBITIONS - Presidential Ballroom - Hosted by Lynne Goode and friends. MC'D by John Douglas and Big John Walters. About 50 teams from all over the World! (Including Canada and Germany!)

Admission by Ribbon or Pass only!

SATURDAY, NOVEMBER 30, 1991

8:00 am Registration - Presidential Lobby
Hospitality, Transportation and Directions - Presidential Lobby

Food set up all day in rear of B-3 and C-1 and C-2 Ryman Halls.
No Lunch Break
Shop with our Vendors in the Ryman Foyer Shopping Mall.

Visit organization tables on lower level lobby

9:00 am to 4:45 pm WORKSHOPS AND SEMINARS
See Teaching Schedule

5:00 pm to 7:30 pm DINNER BREAK

SATURDAY CONVENTION SPECTACULAR
READ CAREFULLY

There will be 2 complete performances

NOTE: If you have purchased a convention ribbon, you will be issued one show pass free of charge - however, you MUST PRESENT BOTH YOUR RIBBON AND YOUR PASS for admission. READ YOUR PASS - it tells you which show it's good for. It is not good for ANY other performance!

NOTE: Those of you NOT purchasing ribbons must register for an $8.00 pass which states 1st or 2nd show AT DOOR on it. All passes will be collected at the door.

These passes are provided on an AS AVAILABLE basis only!
Preference is given to fully registered weekend attendees.

NOTE: Even though videos are permitted - No tripods or house hookups. However, no obstructing others views, blocking of Aisles or discourteous behavior will be permitted.

NOTICE: Please be extra cooperative with Sally Thompson and her crew as she directs your traffic pattern for both shows
There will be 2 complete Performances Approx. 7:30 and 9:30 PM
Please be patient!

APPROX. 7:30 pm 1st Performance 1991 Convention Spectacular

ONLY THOSE HOLDING 7:30 PM PASSES will be admitted.

OFFICIAL TENNESSEE WELCOME:
Composed and directed by Sherry and Terry Glass and Lynne Goode.
Sound and Lights - David Spencer
Staged and Produced by Rex Burdette
Assisted by John, Lynne and Gene Burdette
Starring:
Platinum Express, directed by Christina Dudley
Silver Steppers, directed by Sherry Glass
Gold Edition, directed by Betty Lambert
Dance Sensations and ACA Show Cloggers, directed by Lynne Goode
Evermean Evergreens, directed by Johnnie Payton and Gail Gravens
Tennessee Hoedowners, directed by Terry Glass
The Gingham Cloggers, directed by Ginger Baker
Tennessee Flatfooters, directed by Anthony Harrell
Train Station Cloggers, directed by Carolyn Jarrell
Tennessee Rhythm Cloggers, directed by Louise Simmons
Featuring vocalist Linda Carrol Forrest

1991 Convention Spectacular

The Courtship of Molly Maguire

(Love & Marriage Country-Style)

Written, composed, choreographed and designed by Chip Woodall, Debian Woods and Tandy Barrett.
Staged and Directed by Rex Burdette
Stage Managers - John, Lynne and Gene Burdette
Scenery and Props - Shirley and Lee Bartlett
Sound and Light Coordinator - David Spencer

Starring:	Director
QuickSilver, GA	Scott Bilz
Rachels Clog Dance Co., GA	Rachel Ferguson
SilverBullets, SC	Simone Nichols-Pace
Maine Attraction, ME	Tasha Walker

Kalico Kids, MS
Leather & Lace, NC
Happy Tracks, SC
Clogging Express, GA
Master City, GA
Klogghoppers, MO
Touch of Class, MO
Tennessee Hoedowners, TN
Dixieland Dolls, GA
Southern Magic, GA
New Sensations, GA
Pure Energy, FL
Evermean Evergreens, TN
Rocky Mountain Cloggers, WY
Southland Express, GA
Treasure Valley Cloggers, ID
ABC Show Team, NC

Debian Woods
Jay Ledford
Jean Stephenson
Tootie Coker
Donna Woodall
Missy Pearson
Stacey Maples
Sherry Glass
Shannon Lowery
Jane Wells
Laura Bloodworth
Greg Dionne
Johnie Payton
Lynne Roberts
Kerry Thomas
Arnette Johnson
Jimmy Watson

Plus,

Treavor Shakiba
Josh Pedigo
Chip Futrell
Tamara Lowe
Tommy Lyons
Dusty Giamanco

Jeff Corley
Jeff Parrott
Bobby Hodge
Josh King
Adam King

Vocalists: Jeff Driggs
Scarlet Monseur
Rosellen Kerr
George Little

APPROX. 9:30 pm 2nd performance of Spectacular

(House will be emptied between shows)
Only those holding 9:30 PM passes will be admitted.

9:30 pm Ryman B-2 - Afterparty starring Charlie McCoy and his Band. Good ole foot-stompin' music and talent, plus line dances, big circle and a wild time. Hosted by: Steve Smith & Friends.

In addition, in Ryman B-1 Line Dances and Requests for those preferring recorded music! Hosted by: Naomi Fleetwood and Charlie Burns.

$2.00 per person (Children under 5, free). (Will last til 1:00 AM so folks from 2nd show can also attend) Cash food and beverage service available.

Well, we've done it again! The best, biggest and most outstanding clogging event in history! See you next year.

Love, JoAnn, John, The Board and your
1991 Executive Committee

CREDITS

It takes a truly remarkable crew of people to pull together an event of such complexity and size. As we continue to grow, so do the challenges! We are faced with ever increasing demands as we strive to keep abreast of the needs of our dancers. We are so blessed to have such a talented and dedicated group of people who come forward year after year to bring this unique experience to life. So join me in expressing our gratitude to these generous folks!

To the hardest working office crew ever assembled: Marianne Doan, who you'll meet in the membership booth, for keeping all the rest of us out of trouble (most of the time). The only woman I know who can balance a check book, send a fax, talk on another line, type Que Sheets, input data, run copies, work up registrations, and feed, water and let the cat out and in ALL AT THE SAME TIME, without missing a lick or catching a tail in the sliding glass door!

To David Phillips who puts more time in at our "new" computer than at his regular job, it seems. Especially when the hard disk crashes putting us three weeks behind, the confirmations are piling up, the "Mule" list needs printing, and he swears the registrations are "breeding" and reproducing faster than he and Marianne can input them! And oh yes, let's not forget the schedule, forms, passes and above all - the flyers and registration forms he designs for us "in his spare time"! You'll find him and wife, Susan, (who also put in her time catching us up and bringing supper) at the Registration desk, as always!

To Bob Lowery and Anoree who for eight solid years have handled more pieces of mail, shirts, jackets, syllabus, "laser noodles" and convention attendees than anybody can count - (except Bob)! The year-round time he invests in the C.L.O.G. Supply Booth is immeasurable, cause I can't keep up with him! He's also a super substitute secretary and cat sitter! Bob and Anoree's constant day to day support over the years has been unequaled and matched only by their good natured determination to "keep those syllabus and shirts moving".

To Dieter Brown who has put almost as much time in at the office as me and Marianne over the past few months. From typing to loading and unloading vans, from que sheets to schedules; from phone calls to calendars; from ads to Syllabus - (oops!) even when I mistakenly mail it off for printing before he's finished with it!!! Boy, I'll NEVER live that one down!

To Chip Woodall for his devotion to THE FLOP EARED MULE, the unbelievable job on the thousands of details involved in pulling together the convention spectacular. In spite of all the obstacles that keep falling across his path; all the frustrations, the seemingly endless LISTS, he's got his "ACT" together! All this while raising a family and staying on the road teaching almost every weekend!

To Steve Eubanks and his family for stepping in to help turn my garage into what closely resembles the back room of WalMart, so the shirts and jackets will be ready for you when you come frantically hunting the right size! Of course, he doesn't have to explain to my neighbors what's IN all the BLACK PLASTIC BAGS being loaded in an unmarked rental van! But he will be at the C.L.O.G. Booth where you can find him cheerfully unloading plastic bags!

To Tandy Barrett who can shuffle Que Sheets faster than anybody I know, who continues to juggle the schedule, keep her imagination wide open in dealing with the Convention Spectacular, coming up with story lines, volumes of dialogue, and is undoubtedly one of the most creative people I know. She's going to be a grandmother again and is still going wide open; her workshops and choreography still taking her all over the country!

To Terry Glass who is again getting together turntables, tape decks, mikes, cords and paraphenalia, in addition to installing insulation for acoustics, working on the Tennessee Welcome and just in general being everywhere at once. Just Don't get in his way when he heads out to eat catfish at the "Cock of the Walk" Restaurant. You WILL get run over if you don't get carried along!

To Johnnie Payton and her wonderful Evermean Evergreens for again demonstrating real Southern Hospitality which is where you'll find them - the Hospitality Booth in the Presidential Lobby. But you may first enjoy riding with them in the Convention shuttles. They'll be providing airport as well as inter-

hotel service ALL weekend - Check with them for pickup locations and airport return as well. It was Johnnie who came up with the taped info idea for the vans in 1989. Now its already an institution! What a great idea from a super lady with an unbeatable support group.

To Darl Moreland for his continuing outstanding job handling our vendors. If you can't find it in our shopping mall - it's probably not available! He's the best mixture I know of courtesy and good management - mixed with a sense of humor - Just don't mess with his vendor ribbons!! You risk your neck!!

To Debian Woods who has really become a "National Treasure" in working with the Convention Spectacular. From costumes to choreography; a master at organization and detail, a perfectionist beyond belief - but with boundless energy and stamina! Just one thing - - - she is all business in rehearsals! I promise I'll not get between her and the group!! Now AFTER hours she turns into a PARTY ANIMAL (Just don't tell her dancers)!

To David Irvine, the newest member of our staff, who has spent days, weeks and months plotting and diagnosing our accoustical needs. He's tested each hall and custom designed our whole set up. On his expert recommendation, we've rented whatever it takes to provide the best possible sound available. And with this dedicated guy, you can bet that's just what you'll get!

To Eddie and Becky White for again supporting us by taking on the demanding job of workshop security. Look for the bright hats - also special gratitude to Becky for the signs AGAIN (Color coordinated even)

To Bob and Marian Taylor, who are always there when you need them. This year they'll be hosting the Parade of States and helping out just where ever they're needed. These folks are two of our most valuable resources - dynamos of energy and enthusiasm.

To Rex Burdette for his faithful and patient work on the Convention Spectacular. Here's a guy who sleeps less than any man I know, while producing the best show I know! It's kinda like a jigsaw puzzle when he gets there! Even though this year its numbered and laid out in order, he'll put the pieces together with lights, sound, staging, props, etc., and you'd never guess it got that way in 2 and 1/2 days: But it's not unusual to find him stringing 600 Christmas lights and chasers all over his room at 3:00 AM!

To Reid Davis for again managing our program; radio in hand, keeping track of instructors, MC's, schedules, clocks, staff radios and ME. With Jean Stephenson and Elliott Skeen backing him up, you can be sure we'll be ON time with no hitches! Best keep your eye on Jean, Reid. She has this thing about midnight runs to Springfield, Missouri by way of Kansas City!

To David Spencer for working sound and lights for the Spectacular, rehearsals and exhibitions. Only man I know who can operate 3 tape machines, two turntables, 3 mikes, test and cue up 20 cassettes all at once and still keep track of "who's on first and what's on second"! He also finds the back roads of Branson and Springfield especially scenic after midnight!

To Ronnie Doggett for returning to furnish valuable and experienced hands in getting all our sound equipment in place, moved, replaced, relocated and tested. He's been with us almost every year! Terry and Dave will sure be glad to see him, as will I!

To John Douglas for continuing to keep our finances in order, our purpose on course, and our future assured. While protecting our interests so as to insure our success, he always takes time to listen and encourage, advise and guide us in the right direction. All of this in spite of the tremendous responsibilities and demands on his time necessary related to his career with newly merger C&S Soran and NCNB! Also to Betty for staffing our Learning and Experiencing Activities for Developing Closer Relationships. She's got a top notch program and is a talented, caring lady. You'll be glad you spent some time with her.

To John, Lynne and Gene Burdette for again managing the stage for Rex and keeping track of cues for 400 cast members!!

To Kevin Eiffert and his Nashville crew, "Miss Peggy" Masters, the Joe Ivys and Betty Lambert for their work at Registration.

Also to the Jack Knightons and Firehouse Cloggers for help at Registration and the C.L.O.G. Booth.

To Carol Hill and all her Canadian dancers for really coming through on the C.L.O.G. Booth. They've come a "fer piece" to become an indispensible asset to this

convention for 2 years in a row!!

To Lynne Goode for her work with the Tennessee Welcome again, managing the Exhibitions and doing "double duty" wherever I need her! I hear Justin has been brushing up on his driving lessons, but won't be here to take us for a ride! SHUCKS!

To Missy Pearson and Klogghoppers and Stacey Maples' folks for staffing cast hospitality. Who better for this job than the folks from the Show Me State of Missouri! (God's country to those of us from there!)

To Sally Thompson for putting herself on the firing line to direct Security on the Ballroom level! Sounds fairly simple, right? All I can say is she'll have earned a purple heart by Sunday! But you can bet with Sally and Ann Lanier on it, there'll be no doubt about how to, where to, or when to, when you need help or directions! All done in a good natured and couteous manner!

To Shirley and Lee Bartlett for again pulling together all the props and stage dressings, working on costumes and chasing down dozens of details. For being sure they're in the right place at the right time - for 3 days, almost around the clock!

To Steve Smith and Charlie Burns for doing more than double duty at both the Welcome Dance and the After Parties. They keep me in balance, and I appreciate it!

To Chip Summey, Scott Bilz and Chip Woodall for hosting the "upbeat" Welcome Dance. These guys are WILD!!
To Naomi Fleetwood for co-hosting the After Party and helping Dieter with the Buffet games.

To Susan Phillips for again managing the After Party - She did such a super job last year we just had to have her back!

To Skip Lemmond and Jeff for working on the Buffet, video sales, and who knows what else!!

To George Little and Pam for pitching in wherever I need them!

To Chip Summey who will be everywhere at once, doing all the stuff I forgot, plus all the stuff I've added.

To Glenn Hall for running down our local veterans and our Military units. He and I think a lot alike about this stuff, and we may get a little carried away with it, but you'll just have to in indulge us! What better cause for excitement?

To Big John and Shirley Walters, who have been such a constant and steady influence in our midst for more years than any of us will admit. He's the only retired grandfather who gets away with calling me "Mom"!

To Rosellen Kerr for her delightful designs that transform Clabberfoot into a "New Mule" every year.

To Darl's wife, Mary Ann for helping with the video sales.

To those who brought equipment, you are very special people!

To my husband, Russell, who chases around after wierd stuff like rosin, salt shakers, carts, wires, etc. I just have to keep a around. They have this bad habit of talking to statues!

To the rest of my family, Gary and Dennis, Louise, Cari and Billy Joe; (maybe Heather if she can get off work - she's buying a car!) and Gary's bringing Glenda; for helping Bob with syllabus, shirts, etc working wherever I need them and spending Thanksgiving with Gram - - - working!!

To all our instructors who take their time to spend Thanksgiving with all of us! Be sure you let them know how much you enjoy their work! Take advantage of the first professional videos ever offered of the Convention. 85% of the profits goes to our instructors! Be sure you order them BEFORE you leave - no mail orders will be taken after the Convention.

To you, our dancers, and families who continue to make our jobs worthwhile. Sure, we wear ourselves out, we make mistakes. We get little or no rest for days on end, try to make the impossible, possible and go way out on a limb trying to anticipate your needs! But guess what for! For YOU!! 'cause you're WORTH IT!!

See you next year!

Love, JoAnn, John, Marianne, Chip, The Board, and your 1991 Executive Committee

BULLETIN!!! BULLETIN!!! BULLETIN!!!

THE C.L.O.G. INTERNATIONAL EVENTS & SERVICES HOTLINE IS NOW IN SERVICE

404-717-0918

At your fingertips 24 hours a day, 365 days a year to bring you up to date on what's happening around the glove.

USE A TOUCH-TONE PHONE. After hearing the greeting — the menu will come on and you do the following:

Press 1	Update on the Convention
Press 2	For events in the Northeast
Press 3	For events in the Southeast
Press 4	For events in the Northwest
Press 5	For events in the Southwest
Press 6	Instructors in the Northeast
Press 7	Instructors in the Southeast
Press 8	Instructors in the Northwest
Press 9	Instructors in the Southwest
Press 0	To continue to extended menu
Press 1	Competitions in the Northeast
Press 2	Competitions in the Southeast
Press 3	Competitions in the Northwest
Press 4	Competitions in the Southwest
Press 5	Clogging supplies and related services
Press 6	Clogging organizations and contacts

Just another service of the National Clogging Leaders Organization!

OPRYLAND HOTEL

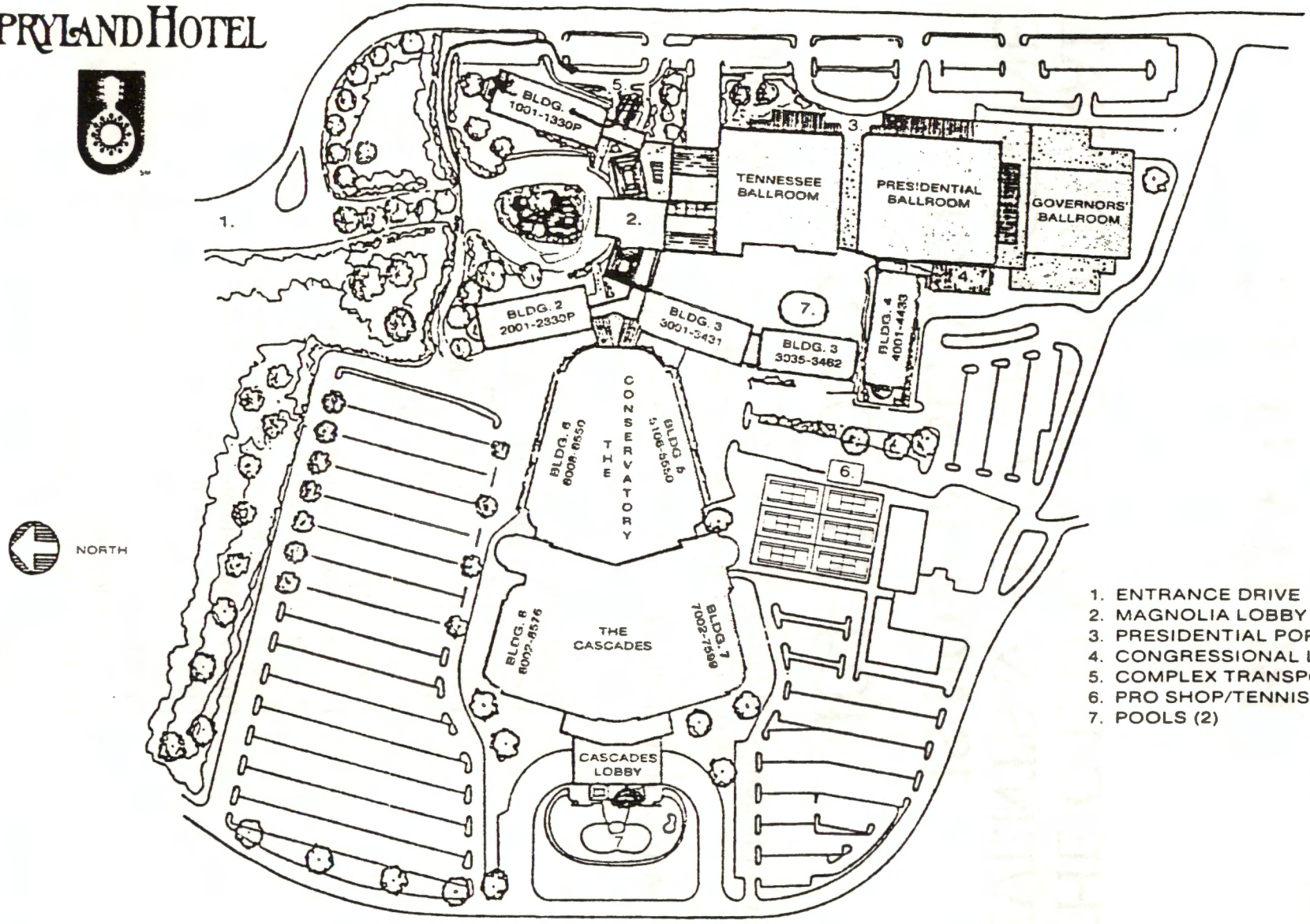

1. ENTRANCE DRIVE
2. MAGNOLIA LOBBY
3. PRESIDENTIAL PORTICO
4. CONGRESSIONAL LOBBY
5. COMPLEX TRANSPORTATION
6. PRO SHOP/TENNIS COURTS
7. POOLS (2)

MEZZANINE LEVEL

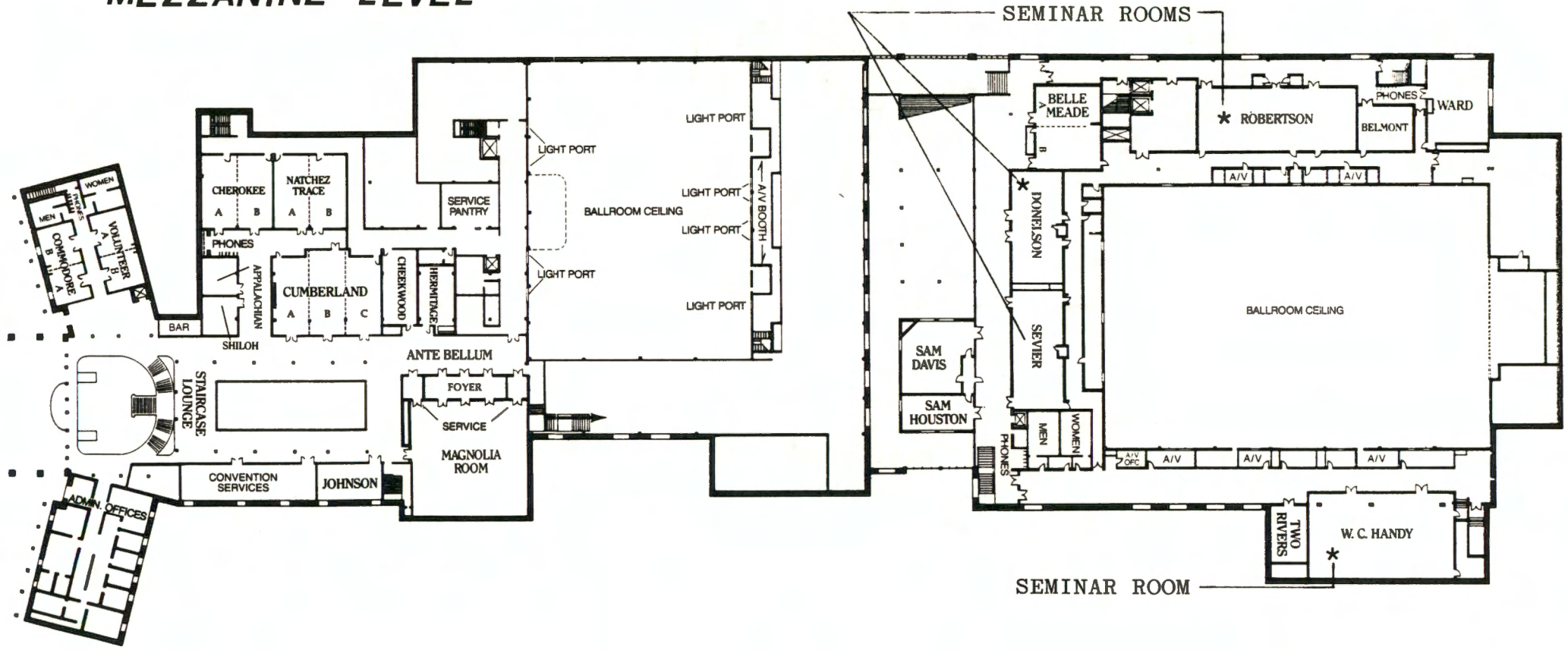

GALLERIA LEVEL

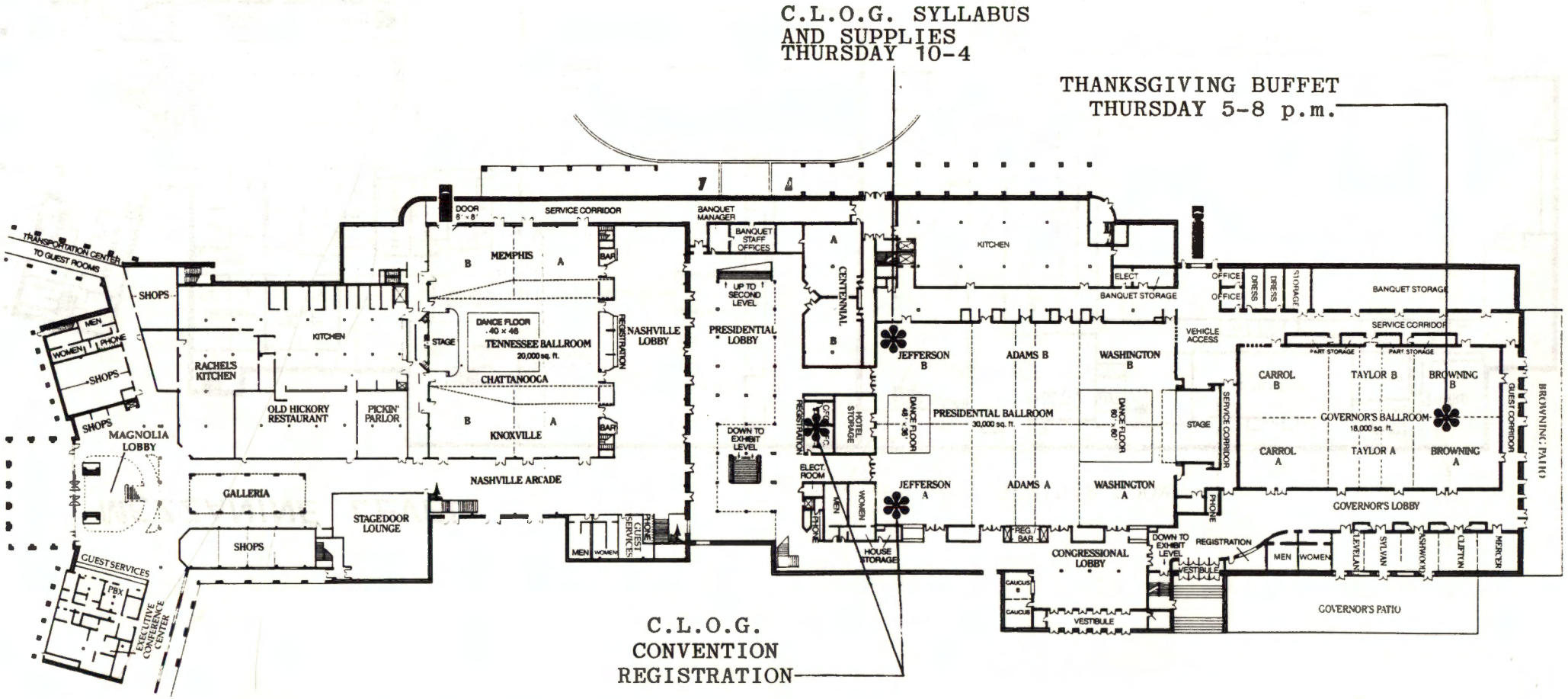

EXHIBIT LEVEL

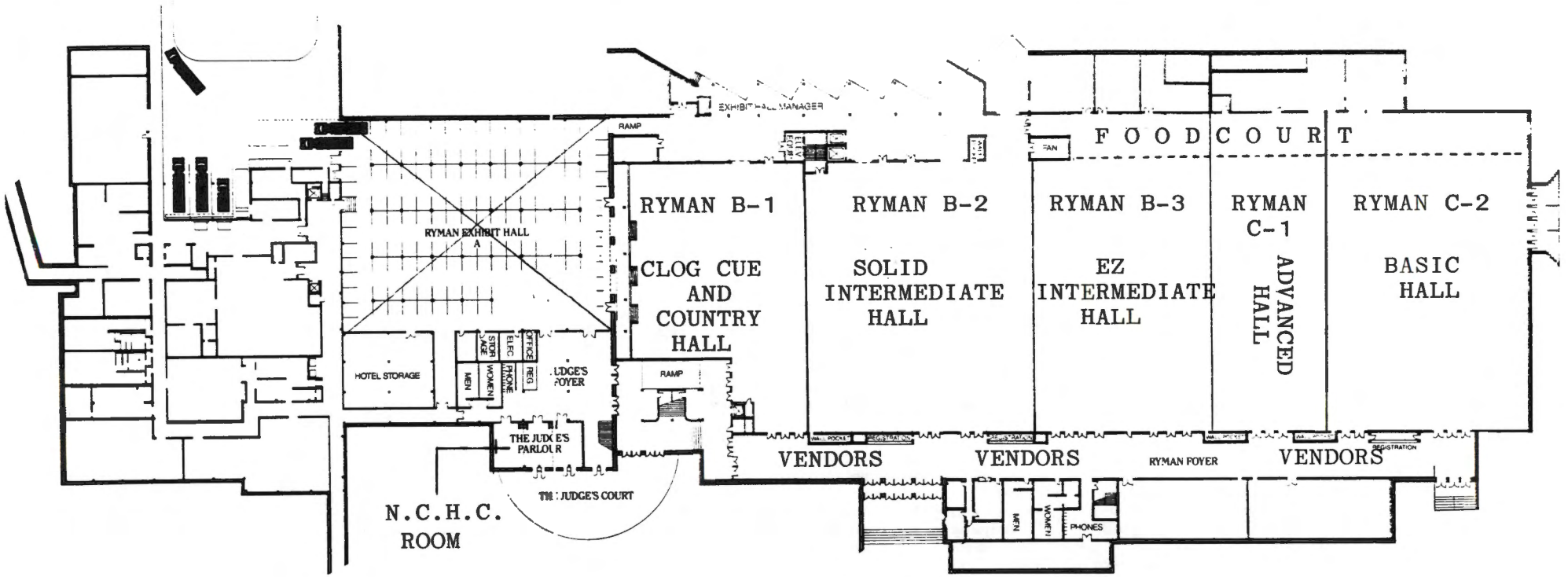

FRIDAY, NOVEMBER 29, 1991

	RYMAN					UP STAIRS		Lower Level	UP STAIRS	
	C-2 Basic	**B-3 E-Z Inter.**	**B-2 Inter. Solid**	**C-1 Advanced**	**B-1 Clog-Cue**	**Donaldson Seminar**	**Robertson Seminar**	**NCHC Lower Leve Judges Parlor**	**WC Handy Room**	**Sevier**
9:00 to 9:45	Life's Too Long to Live Like This (C) *Jeff Driggs*	Life's Too Long to Live Like This (C) *Chip Summey*	Life's Too Long to Live Like This (C) *Burton Edwards*	Life's Too Long to Live Like This (C) *Barry Fayne*	Stoney Mountain Breakdown (C) *Jeff Parrott*	How to design and Conduct a Recreational Dance *Steve Smith / Charlie Burns*	Getting the Most Out of Team Practice *Debian Woods*	Running Set Hoedown *Garland Steele*	Learn to Clog from Scratch I v v v v	
10:00 to 10:45	Dance with Who Brung You (C) *Elaine Steele*	Meet Me in the Middle (C) *Tandy Barrett*	Texas Fiddle Man (C) *Chip Woodall*	Good Vibrations (R) *Jeff Driggs*	Watermelon on the Vine (C) *Eddie White*	Staff Meeting Support Group *Betty Douglas*	Jazzin' It Up! Simone Pace	4-Couple Precision *Elliott Skeen*	v v v *Carole Hall / Dieter Brown*	
11:00 to 11:45	Liza Jane (C) Same Old Song (P) *Steve Smith*	All Night Long (C) *Sherry Glass*	Turn It Up (P) *Tandy Barrett / Jeff Parrott*	The Devil Came Up to Michigan (R) *Chip Futrell*	Elvis Clogging Medley (C) *Chip Woodall / Scotty Bilz*	Callerlab *Garland Steele*	How to Read Que Sheets *Barry Fayne*	Mountain Style Clogging I Ray Hattaway	Freestyling v v v v v	
12:00 to 12:45	Home in San Antone (C) *Marge Callahan*	Passion (P) *Simone Pace*	Just Get Up and Dance (P) *Chip Summey*	Now that we Found Love (P) *Missy Pearson*	Mountain Style BARN DANCE *Jeff Driggs / Garland Steele*	Learning and Experiencing Activities for Developing Closer Relationships	Art of Motivation *Carole Hall*	Gone to Barn Dance	*Josh King / Matt Pearson / Missy Pearson /* Burton Edwards/ *Scotty Bilz*	
1:00 to 1:45	New Way (C) *Dieter Brown*	Think (P) *Lynne Goode*	Down at the Twist & Shout (C) *Naomi Fleetwood*	I'll be Gone (C) *Burton Edwards*	Buckeye Special (C) *Sallie Adkins*	v v v v	Stunts & Lifts I v v v v	Organizing Your Clogging Event *Susan Phillips*	Learn to Clog from Scratch II v v v	BMI/ASCAP & Liability Insurance *John Douglas / Joann Gibbs / Garland Steele*
2:00 to 2:45	Prove My Love to You (C) *Carole Hall*	Bing Bang Boom (C) *Jeff Driggs*	The Ballad of Sally Anne (C) *Steve Smith*	Everybody Dance Now v v v v	Thunder Road (C) *Marilyn Hansen*	v v v *Betty Douglas and Staff*	v v v *Sherry Glass / Jay Ledford*	Smooth Mountain Square Dance *Audrey Perry*	v v v *Eddie White / Big John Walters*	State/Local/Regional Information Forum *John Douglas / Joann Gibbs / Garland Steele*
3:00 to 3:45	You Really Had Me Going (C) *Matt Pearson*	Chasing Something Called Love (C) Eddie White	The Motown Song (P) *Allen Zion*	(R) v v v *Scotty Bilz*	Raw Hide (C) *Charlie Burns*	Friday Night Exhibition Directors Meeting *Lynne Goode*	How to Become a Talented Teacher v v v v	N.C.H.C. Competition Committee Meeting v v	Introduction to Canadian Step Dance v v v	
4:00 to 4:45	Twist & Shout (P) *Darl Moreland*	I'm Gonna be a Wheel Someday (P) *Charlie Burns*	Crazy Horse Hop (C) *Marge Callahan*	Turn It Up (P) *Matt Pearson*	Old Red Ida (C) *Steve Smith*		v v v v Carole Hall	v v v v	v v v *Judy Waymouth*	

(C) = Country (P) = Pop (R) = Rap

SATURDAY, NOVEMBER 30, 1991

	RYMAN					UP STAIRS		Lower Level	UP STAIRS	
	C-2 Basic	**B-3 E-Z Inter.**	**B-2 Inter. Solid**	**C-1 Advanced**	**B-1 Clog-Cue**	**Donaldson Seminar**	**Robertson Seminar**	**N.C.H.C. Judges Parlor**	**WC Handy Room**	**Sevier**
9:00 to 9:45	The Ballad of Sally Anne (C) *Judy Waymooth*	Birth of Rock and Roll (C) *Big John Walters*	Hummingbird (C) *Shannon Lowery*	Temptation (P) *Sherry Glass*	Tennessee Mountain Clog (C) *Charlie Burns*		Show Choreography *Matt & Missy Pearson*	Understanding Competition Rules *Betsy Farlow*	Learn to Clog from Scratch III v v E-Z v	
10:00 to 10:45	Ball & Chain (C) *Marilyn Hansen*	This Country's Rockin' (C) *Carole Hall*	Put Yourself in My Place (C) *Tandy Barrett*	Advanced Steps *Simone Pace*	Train Train Train (C) *Jeff Driggs*	Learning and Experiencing Activities for Developing Closer Relationships v *Betty Douglas and Staff*	Stunts & Lifts II v v v v v v v v v *Sherry Glass / Jay Ledford*	Country Hoedown *Garland Steele*	Fun Level Dances v v *Naomi Fleetwood / Eddie White*	International Travel for Clogging Groups v v v v v v v *Chip Summey*
11:00 to 11:45	Tie a Yellow Ribbon (P) *Elaine Steele*	Sparkle (C) *Missy Pearson*	Something to Talk About (P) *Scotty Bilz / Chip Woodall*	Hey D.J. - I Can Dance to that Music (R) *Jeff Parrott*	Stormin Norman (C) *Steve Smith*			N.C.H.C. Business Meeting (Open to All)	How to Write a Routine v v v v	
12:00 to 12:45	Precious Thing (C) *Lynne Goode*	One Love (C) *Dieter Brown*	If the Devil Danced (C) *Charlie Burns*	Cream (P) *Darl Moreland*	Mountain Style BARN DANCE *Garland Steele*		Preparing for Competition *Jean Stephenson*	Gone to Barn Dance	v v v v *Burton Edwards*	Costume Seminar v v v v v v v v v v v *Simone Pace*
1:00 to 1:45	Respect (P) *Jay Ledford*	Liza Jane (C) *Carole Hall*	She's in Love with the Boy (C) *Scotty Bilz*	Things that make you go HMMM (R) *Josh King*	Bully of the Town (C) *Burton Edwards*	Learning and Experiencing Activities for Developing Closer Relationships v *Betty Douglas and Staff*	How to Instruct Beginners *Charlie Burns*	Dressing up Precision *Jeff Driggs*	Duo's and Duets *Shannon Lowery / Chip Summey*	
2:00 to 2:45	Whole Lotta Holes (C) *Allen Zion*	Come on Back (C) *Sallie Adkins*	Only Daddy That'll Walk the Line (C) *Darl Moreland*	Here we Go (R) *Chip Summey*	Hillbilly Blues (C) *Naomi Fleetwood*		Teaching Senior Citizens *Elaine Steele*	Mountain Style Clogging II *Ray Hattaway*	Team Figures and Formations *Steve Smith*	
3:00 to 3:45	Cecilia (P) *Eddie White*	Endless Hiway (C) Darl Moreland	Joy in My Heart (C) *Barry Fayne*	Canadian Step Dancing v v v	Wreck of the Old 97 (C) *Matt & Missy Pearson*			Southern Appalachian v v v v	Introduction to Buck Dancing v v v v	
4:00 to 4:45	Rescue Me (P) *Chip Futrell*	Sugar Pie Honey Bunch (P) *Jean Stephenson*	Unbelievable (P) *Josh King*	v v v v *Judy Waymouth*	Lost Indian (Not a Clog Q) (C) *Marge Callahan*			v v v *Betsy Farlow / Ray Hattaway*	v v v v *Charlie Burns*	

(C) = Country (P) = Pop (R) = Rap

New Dancers!!

LEARN HOW TO CLOG IN ONE WEEKEND.

SCHEDULE OF CLASSES

FRIDAY, NOVEMBER 29, 1991

9:00 - 10:45	BEGINNING CLOGGING - PART ONE CAROLE HALL, LA DIETER BROWN, GA	W.C. HANDY ROOM
11:00 - 11:45	MOUNTAIN STYLE CLOGGING - PART ONE RAY HATTAWAY, FL	JUDGES PARLOR
12:00 - 12:45	BARN DANCE GARLAND STEELE, WV JEFF DRIGGS, WV	RYMAN B1
1:00 - 2:45	BEGINNING CLOGGING - PART TWO EDDIE WHITE, NC BIG JOHN WALTERS, GA	W.C. HANDY ROOM

SATURDAY, NOVEMBER, 30 1991

9:00 - 10:45	BEGINNING CLOGGING - PART THREE EZ AND FUN LEVEL DANCES NAOMI FLEETWOOD, IN EDDIE WHITE, NC	W.C. HANDY ROOM
12:00 - 12:45	BARN DANCE GARLAND STEELE, WV JEFF DRIGGS, WV	RYMAN B1
2:00 - 2:45	MOUNTAIN STYLE CLOGGING - PART TWO RAY HATTAWAY, FL	JUDGES PARLOR
3:00 - 4:45	INTRODUCTION TO BUCK DANCING CHARLIE BURNS, KY	W.C. HANDY ROOM



CHARLIE McCOY

CHARLIE McCOY

You can count the number of super-session musicians in Nashville on one hand. One such super-sessionist is Charlie McCoy who, in addition to doing some 200-300 recording sessions a year, also has his own recording career going full tilt (he recorded 12 albums in the last 12 years) and serves as musical director for the long running syndicated television series, "Hee-Haw."

Charlie McCoy began working sessions in the early '60s, one of the first being on Roy Orbison's Monument hit "Candy Man." "Forty nine dollars," says McCoy. That's how much he was paid for that session back in 1961. "It got Roy another hit and me a career, and for a 20 year-old to make $49 for three hours work back then, it was a dream."

Shortly after the release of "Candy Man," Charlie McCoy became one of *the* in-demand session players in Nashville. His session credits are literally a who's who of country music, doing upwards of 400 sessions per year. Charlie has since cut his session appearances down to around 250 per year in the last few years to provide more time to tour with his own band and to devote more time to his various television projects which include "Hee-Haw," "Pop Goes The Country," "Hee-Haw Honeys," and the now defunct NBC series, "Nashville Palace."

In addition to his country sessions, Charlie McCoy was a mainstay on Elvis Presley recordings both in Nashville and Los Angeles. When Bob Dylan recorded "Blond on Blond," "Nashville Skyline" and "John Wesley Harding" in Nashville, Charlie was one of the few Nashville session players on those dates.

In his book "Backstage Pass," Al Kooper described a typical Charlie McCoy incident which took place during the sessions for Dylan's "Blond On Blond" album. One song called for a trumpet part which should have been an easy overdub, except that Dylan didn't care for overdubs. So McCoy, while playing bass with his left hand, played trumpet with his right hand, without missing a beat. Kooper points out that Dylan stopped in the middle of the song, amazed.

Charlie McCoy began recording for Monument Records in the late '60s and to date he has recorded 12 albums for the label, beginning in 1969 with "The Real McCoy." He has been nominated and received so many awards over the years that it's hard to keep up with them. However, he's won a Grammy Award, two Country Music Association Awards and five Academy Of Country Music Awards, including one for 1982. Additionally, Charlie has won numerous awards provided by the three music industry trade publications *Billboard, Cash Box* and *Record World*. Charlie tends to be the perpetual country instrumentalist nominee year after year.

In addition to making his own recordings, Charlie was a member of two legendary Nashville bands, Area Code 615 and Barefoot Jerry. Both groups featured many of the top session players in Nashville.

While Charlie McCoy is predominately known as a harmonica player (he endorses the Hohner brand of harmonica) his musical prowess encompasses most instruments including guitar, bass, drums, keyboards as well as a variety of wind and brass instruments.

In the summer of 1981, Charlie and labelmate Laney Smallwood-Hicks recorded a duet of Billy Joel's "Until The Night," which opened new doors for the instrumentalist. Released without the aid of national distribution (prior to Monument's new distribution agreement) the record climbed into the country charts and received a respectable amount of pop airplay. More duets are planned with Laney, who is now a full time member of the Charlie McCoy Band.

In addition to his time consuming music career, Charlie McCoy is a sports enthusiast, supporting Nashville's professional baseball and hockey teams. He also manages and sponsors a little league baseball team, and as a sideline, has an incredible beer can collection.

Each year in his hometown of Fayetteville, West Virginia, Charlie and his band perform a Fourth of July concert to raise funds for the city's athletic program—a series of concerts Charlie began, with little fan fair, 12 years ago.

A consummate musician as well as a caring person, Charlie McCoy has almost single handedly set the standard for session musicians, and you would be hardpressed to find a better one.

TENTATIVE EXHIBITION SCHEDULE

TEAM	DIRECTOR	CITY, STATE
1. Pure Energy	Greg Dionne	Jacksonville, Fla.
2. Down Home Cloggers	Teresa Jardine	New Glascow, Nova Scotia
3. Lean Mean Clogging Machine	Sandra McClure	Moorestown, N.J.
4. Gingham Cloggers	Ginger Baker	Bristol, Tn.
5. Dance Sensations	Lynne Goode	Knoxville, Tn.
6. The Country Kid Cloggers	Michelle Johnston	Griffin, Ga.
7. Iris City Cloggers	Paul Rice	Griffin, Ga.
8. Glory Bound Cloggers	Pat Wilks	Jonesville, La.
9. North Country Cloggers	Patricia Dugan	Little Canada, Mn.
10. Evermean Evergreens	Gail Gravens	Lebanon, Tn.
11. Northern Lights Cloggers	Beth Kendall	Strafford, Vt.
12. Sweet & Sassy Cloggers	Linda Carol Forrest	Nashville, Tn.
13. Sassy Sensations	Sherry Glass	Surgoinsville, Tn.
14. Maine Attraction Cloggers	Tasha Walker	Biddeford, Me.
15. Village Creek Cloggers	Martha L. Burke	Kountze, Tx.
16. Middlesex County 4-H	Mary Lou Conover	Old Bridge, N.J.
17. Appalachian Show Cloggers	Lynne Goode	Knoxville, Tn.
18. Vivid Image	Becky Williams	Carrollton, Ga.
19. Dixie Footstompers	Nora McCullar	Gardendale, Al.
20. Peach Blossom Special	Rachael Ferguson	Peachtree City, Ga.
21. LIL' Footstompers	John Walters	Cumming, Ga.
22. Bull Run Cloggers	Debbie Gregg	Manassas, Va.
23. K'West Cloggers	Pat Johnston	Elko, Nv.
24. Rhythmettes	Alice Miller	Brownsboro, Al.
25. Kalico Kids	Debian Woods	Meridian, Ms.
26. Lehigh Valley Cloggers	Brendan McCarthy	New York, Ny.
27. Clogging Express	Tootie Coker	Valdosta, Ga.
28. Americana Cloggers	Myrtle Joan Pike	McCloud, Ok.
29. RiverBoat Cloggers	Marie Lovelace	Bartlett, Tn.
30. Tennessee Rhythm Cloggers	Louise Simmons	Manchester, Tn.
31. Dixie Express	Dan Webster	Lexington, Ky.
32. Footstompin' Buckin Mules	Scotty Bilz	Atlanta, Ga.
33. Platinum Express	Christina Dudley	Knoxville, Tn.
34. Cabin Creek Cloggers	Rachael Ferguson	Peachtree City, Ga.
36. Tenn. Rhythm SuperStars	Louise Simmons	Manchester, Tn.
36. Cotton Pickin' Cloggers	Carol Brown	Conyers, Ga.
37. Down Home Country Cloggers	Beth Adamezyk	Cheektowaga, Ny.
38. Hoosier Spirit Cloggers	Kenneth Bertke	Huntingburg, In.
39. Dixie Dusters	Julie Monk	Brandon, Ms.
40. Carroll County Cloggers	Richard Duvall	Westminster, Md.
41. Rocky Mountain Cloggers	Lynn Roberts	Powell, Wy.
42. Pony Express Cloggers	Niels Oelrug/Birgit Mogle	Stuttgart, Germany
43. Dixie Land Dolls	Shannon Lowery	Snellville, Ga.
44. Tennessee Rhythm Adults	Louise Simmons	Manchester, Tn.
45. Canadian Step Dancers	Judy Waymouth	Ontario, Canada
46. Clogging Connection Elem.	Deborah Conn	Riverview, Fla.
47. Touch of Class	Stacey Maples	Billings, Mo.
48. Memphis Edition Cloggers	Rita Stokes	Memphis, Tn.
49. Clogging Connection Srs.	Deborah Conn	Riverview, Fla.
50. The Silver Bullets	Simone Nichols-Pace	Lyman, S.C.
51. Treasure Valley Cloggers	Arnette Johnson	Nampa, Id.
52. Rebel Pride Cloggers	David Grose	Rockport, In.
53. Tusker Trompers	Joyce Cullen	Putnam Valley, NY
54. Master City Cloggers	Donna Woodall	Augusta, Ga.

Exhibitions begin at 7:30 p.m. on Friday November 29 in the Presidential Ballroom of the Opryland Hotel. There will be a meeting of all exhibitioning team directors at 3:00 p.m. on Friday in the Donaldson Seminar room located on the Mezzanine level. This is a tentative list of teams and is subject to change. All performing dancers must wear a dancer ribbon to be admitted to the exhibition hall.

C.L.O.G.'S
Flop-Eared Mule



A National Clogging Publication

A new decade is well underway as we all anxiously await to see what is in store for the clogging world. Will it be a new form of dance to enhance the look and sound of clogging like Buck, Canadian and Tap have done in the past, or will it be a National Convention with attendance soaring over 10,000? All cloggers, as well as myself, are probably dreaming of what the future will unfold for clogging.

One exciting change is in your hands this very minute. Yes, the Flop-Eared Mule is "Headed For The Future" with a total new look.C.L.O.G. is in the process of undergoing a whole new face lift that will benefit all cloggers in the future. From cover to cover of the "Mule", you will find more of what you have been asking for (features, photos, comedy, human interest, upcoming events, in-depth instructor interveiws, the hottest routines being taught today and a whole lot more).

The newly revised edition of the "Mule" will be full of more current clogging news, delivered to you with prompt and consistent service. And that's a promise!

As we step into a new decade of clogging, let's all make sure we are on the same foot with a positive attitude. Then we can feel confident that the 1990's will be the best years of growth and accomplishment for clogging than any that have passed us by before.

C.L.O.G. MEMBERSHIP APPLICATION

"Let A Small Step Become a Giant Leap - Join the C.L.O.G. TEAM"

Name _____

Address _____

City _____ State _____ Zip _____

Home Phone (_____) _____ _____ Work Phone (_____) _____ - _____

Clogging Team Membership _____ Dancer/Dir. _____

List Membership In Clogging Associations (area, state, national)

_____

I understand that this membership is for one year and expires one year from this date.

Date: _____ Signature _____

Chip Woodall
P.O. Box 467
Evans, GA 30809-0467

Dues for one year: U.S. - $20.00 Canada - $25.00 Foreign - $35.00
Return the above form with check payable to C.L.O.G.

C.L.O.G. is a national organization for clogging instructors, team directors, cuers, choreographers, and dancers who are interested in supporting the goals of C.L.O.G. and in receiving the information on clogging which we publish. The FLOP-EARED MULE is the newsletter of C.L.O.G. It is published six-times a year. Each issue contains current clogging news such as features, photos, human interest, indepth-instructor interviews, ethics, que sheets on routines, plus a whole lot more. We encourage all members to contribute to the content of the FEM.





A Non Profit - Tax Exempt Organization
National Clogging Leaders Organization

N.C.H.C./C.L.O.G. Inc.

and

MUSIC LICENSING

WHAT YOU NEED TO KNOW ABOUT ASCAP & BMI

WHAT ARE BMI & ASCAP?

BMI (Broadcast Music, Inc.) & ASCAP (American Society of Composers, Authors & Publishers), are the licensing organizations which were founded so that the creators of music would be paid for the public performances of their works.

WHAT IS THE N.C.H.C.?

N.C.H.C. (National Clogging & Hoedown Council) was incorporated in the mid 1970's as a means of preserving the heritage of the traditional American Clog Dance. Through its periodical publications, sanctioned competitions and bi-annual meetings, the N.C.H.C. presents a strong program of the art form. The N.C.H.C. is a non-profit organization whose officers are elected by the membership and volunteer their time to maintain the organization. State organizations can become affiliated with the council and reserve a place on the N.C.H.C.'s Board of Directors, to help in making the decisions that shape the course of the organization and its mission.

WHAT IS C.L.O.G. Inc.?

C.L.O.G., Inc. is a national-international organization with non-profit tax exempt 501(c) (3) status, dedicated to serving leaders, instructors, team directors, dancers and clogging enthusiasts for over 14 years. Through the establishment of the National Clogging Convention in 1984, it has united thousands upon thousands of dancers into the largest and most respected clogging event in the world.

WHO NEEDS A BMI/ASCAP LICENSE?

Any user of music who plays copyrighted musical works in public, and whose performances are not specifically exempt under the law, needs a license from BMI/ASCAP or the members whose works the user wishes to perform. As a clogging instructor, licenses are needed from both BMI and ASCAP to cover the music played at your classes, workshops, exhibitions, competitions, and dances throughout the year.

WHY SHOULD I GO THROUGH THE N.C.H.C. and C.L.O.G. TO GET MY LICENSE?

BMI/ASCAP negotiate their fees with users who are often represented by national associations, like the National Association of Broadcasters. What better group to represent the needs of cloggers than the N.C.H.C. and C.L.O.G. , who for over 29 combined years have worked to serve the needs of instructors and dancers nationwide. By negotiating with BMI/ASCAP on behalf of all cloggers nationwide, the N.C.H.C. and C.L.O.G. can insure you that licensing rates will be fair and equitable for all cloggers.

In addition, the N.C.H.C. and C.L.O.G. will receive NO COMMISSION for the licenses purchased by its members and no additional fees will be added to the prices you pay for your BMI/ASCAP licenses. If you were to purchase your licenses directly from BMI/ASCAP, it would cost you $91.00 per year from BMI and $58.00 per year from ASCAP - a total of almost $150.00 or even more, based on the number of classes and exhibitions you do! By utilizing the N.C.H.C. and C.L.O.G.'s collective buying power, your BMI License will cost you only $30.00 this year, regardless of your student load and class schedule! ASCAP will cost you from $30.00 to $75.00 this year depending on the number clogging events you conduct.

HOW DO I GO ABOUT OBTAINING MY LICENSE THROUGH NCHC and CLOG?

By joining the hundreds of cloggers from around the country who are members of these organizations you can enjoy the low group rates for BMI/ASCAP licenses. The membership fee is $20.00 per year for either organization, which entitles you to the following benefits:

N.C.H.C.

* "Toe Tappin' Talk" the periodical publication of the N.C.H.C.
* $1,000,000.00 liability insurance coverage for you during recognized classes and events.
* Reduced admission to the N.C.H.C. Annual Festival - Grand Championship Dance off.
* Discounted rates for N.C.H.C. sponsored Judges/Directors Seminar - Workshop.
* The opportunity for state organization affiliation, providing a voice in the operation of the N.C.H.C. in pursuit of its mission.
* Sanctioned competitions throughout the country, providing standardized rules and categories.
* A full schedule of traditional workshops at the C.L.O.G. National Convention.

C.L.O.G.

* Bi-monthly publication, The Flop Eared Mule, containing news articles, problem solving advice, upcoming events and cue sheets.
* Free teacher training seminars periodically throughout the country featuring top instructors.
* Free space at the National Convention for state and regional organizations to advertise and enroll new members, along with a forum for sharing ideas, solving mutual problems and exchanging information.
* 24 hour-a-day hot line with the latest updated information on events and services by region throughout the world - free to non-members as well as members.
* A full-time staffed office to deal with day to day operations.
* Supports the work of the N.C.H.C. by providing free space at the National Convention for classes in traditional elements of our dance.
* Commencing with the 1990 list of convention instructors, C.L.O.G. will cover the BMI/ASCAP licensing fees for each instructor at C.L.O.G. expense.

The N.C.H.C. and C.L.O.G. are dedicated to serving the needs of the cloggers nationwide. We are proud to be able to negotiate this licensing agreement on behalf of the dancers we serve.

C.L.O.G. has remained noticeably low profile on BMI/ASCAP negotiations to this point. The reason for this stemmed from a "Gentlemen's Agreement" with the N.C.H.C. to allow Garland Steele to be sole negotiator, so as not to interfere with or fractionalize the negotiations. We are pleased to say this cooperative effort has resulted in a successful and beneficial agreement for directors leaders and instructors nationwide. JoAnn Gibbs, Executive Director of C.L.O.G. has not endorsed any other BMI/ASCAP negotiations.

We certainly hope all of you will join and support both organizations. The dues are $20.00 yearly per organization. Both need and welcome your membership. You must be a member of one of these (N.C.H.C. or C.L.O.G.) to be eligible for licensing by BMI/ASCAP at these organizations' discounted rates.

C.L.O.G. and N.C.H.C. will continue accepting applications on a regular basis.

PLEASE BE ADVISED, YOU MUST KEEP YOUR MEMBERSHIP CURRENT IN ORDER FOR YOUR MUSIC LICENSES TO REMAIN VALID.

DECLARATIONS PAGE

LICENSE AGREEMENT FOR BMI/ASCAP AS PROVIDED ON BEHALF OF THE N.C.H.C./C.L.O.G., Inc.

Please Complete as soon as possible - Part I or Part II of this Declarations Page and return it to:

N.C.H.C. /C.L.O.G.

507 Angie Way
Lilburn, GA 30247

(Please Print)

NAME: _____

TEAM: _____

ADDRESS: _____

CITY/STATE/ZIP _____

PHONE: (____) _____-_____

PART I

PLEASE CHECK ALL OF THE FOLLOWING THAT APPLY:

❑ Director ❑ Instructor ❑ Organizer of Clogging Events
(Classes, workshops, exhibitions, competitions, or clubs that are related to clogging.)

❑ N.C.H.C. Member ❑ C.L.O.G. Member

SCHEDULE OF FEES: (Please check appropriate boxes and Amounts in the space provided.)

❑ BMI License ..... $30.00 _____

❑ ASCAP License **CLOGGING EVENTS PER YEAR**

❑ 1-150 **$30.00** ❑ 151-300 **$40.00** ❑ 300 & Over **$75.00** ..... _____

❑ Membership Fee: (If you are not a current member of either organization check one or both boxes if you wish to join .)

❑ N.C.H.C. $20.00 ❑ C.L.O.G. $20.00 ..... _____

❑ Voluntary Contribution (To help defray postage & handling)..... $2.00 _____

TOTAL ENCLOSED ..... _____

I hereby authorize N.C.H.C./C.L.O.G. to enter a blanket licensing agreement with BMI/ASCAP on my behalf.

SIGNED: _____ **DATE:** _____

PART II

FOR N.C.H.C. AND/OR C.L.O.G. MEMBERS WHO DO NOT REQUIRE BMI/ASCAP LICENSING.

I hereby Declare to those concerned, that I do not conduct clogging classes, workshops, exhibitions, competitions or regular club dances, nor do I sponsor any of these activities. Therefore, I am not required to obtain licensing under the copyright laws since I participate as a dancer or attendee ONLY.

SIGNED: _____ **DATE:** _____

EXCERPTS PARAPHRASED FROM THE BMI/ASCAP LICENSE AGREEMENTS:

A. DEFINITIONS:

"Licensed Premises" - Shall mean any place at which those instructors, who are members of N.C.H.C. or C.L.O.G., conduct classes, workshops, exhibitions, competitions and regular club dances.

"Active Member " - Shall mean a person who conducts one or more of the above defined activities.

"Workshops" - Shall mean educational classes for experienced dancers.

B. BMI/ASCAP GRANT:

BMI/ASCAP grants to N.C.H.C. and C.L.O.G. members, a non-exclusive license to perform, present or cause the performance at licensed premises, only works which BMI/ASCAP shall have the right to grant public performance licenses during the term hereof. The license shall be restricted to performance of music in the manner as described in section C. below and is granted in consideration of the payment of the license fees.

The licenses do not include the following:

1. Dramatic rights, the right to perform dramatico-musical works in whole or in substantial part, the right to present individual works in whole or in substantial part, the right to present individual works in dramatic setting or the right to use the music licensed hereunder in any other context which may constitute an exercise of the "grand rights" therein; or
2. The right to broadcast, telecast, cablecast or otherwise transmit the performance licensed hereunder to persons outside of the licensed premises.
3. The licenses do not authorize performance of music by means of coin-operated phonorecord player (jukebox) as defined in the Copyright Law - (17 U.S.C. Section 116).

C. PERFORMANCES AT LICENSED PREMISES AND RESTRICTIONS

The license granted herein shall be restricted to performances of music by the playing of records, pre-recorded tapes, CD's or other mechanical devises, or via the reception of broadcast audio transmissions on receiving apparatus and amplification thereof through loudspeakers located on the licensed premises, in a designated area on the licensed premises during dances, workshops and dance instruction conducted by N.C.H.C. and C.L.O.G. members.

Such instruction shall be limited to clog, square, round, contra, and modern dancing, as those terms are commonly understood in the dance profession. In no event shall this license authorize performances of recorded music of the following:

1. On the licensed premise (other than incidentally) adjacent to or outside of the area in which dances, workshops and instructional classes are being held,
2. Performances of music at any time other than while such covered events are in session,
3. During athletic classes, dance instruction known as aerobic, gymnastics, slimnastics, jazz dancing as those terms are commonly understood in the dance profession,
4. At any trade shows, conventions, expositions and shopping centers/malls, (The trade show, convention, exposition and shopping center/mall would have its' own license),
5. On any other BMI/ASCAP licensed premises or facility.

JOHN S. FOSTER III
ATTORNEY AT LAW
SUITE 1000
1447 PEACHTREE STREET, N.E.
ATLANTA, GEORGIA 30309

(404) 873-3131
FAX (404) 873-6560

July 1, 1991

To: JoAnn Gibbs
Executive Director
C.L.O.G., Inc.

Re: Music Licenses for Cloggers

MEMO

This memo addresses the issue of music licensing and certain exemptions under the Copyright Law. The basic premise of the law is that copyright owners are granted various rights in their work, including the right to publicly perform the work in the case of musical compositions. If someone, such as a dance instructor, student, or clogging hobbyist, wants to use copyrighted music during a public performance, a license must be obtained from the copyright owner or their licensing agent. Two organizations, ASCAP and BMI, each referred to specifically in the law as a "performing rights society", were formed to facilitate the issuing of licenses between the composers, authors, and publishers, and music users. Between the two organizations, they license more than 95% of the music performed in the United States and it is therefore necessary to obtain licenses from both organizations, unless the performance falls under one or more of the legal exemptions. To perform a work "publicly" means "to perform it at a place open to the public or at any place where a substantial number of persons outside of a normal circle of a family and its social acquaintenances is gathered". Two exemptions in particular provided by the copyright law are as follows:

1. (a) Section 110 (1) of the Copyright Law (Title 17 USCA)

This section exempts a " performance or display of a work by instructors or pupils in the course of face-to-face teaching activities of a nonprofit educational institution, in a classroom or similar place devoted to instruction..."

To be entitled to this exemption the location of the performance must first meet the criteria of a nonprofit educational institution. After researching the legislative history and congressional intent behind this section, it is clear that in order to constitute an "educational institution" an organization must be "primarily and directly engaged in instruction" under the federal regulations. That is, it must be in some sense a school.

ASCAP and BMI have interpreted this to mean an organization that is licensed under state law as an educational facility such as an elementary school, high school, or college.

Thus, foundations, associations, or similar educational groups would not constitute educational institutions as this term is here used. Moreover, the requirement that an educational institution be nonprofit would exclude profit-making schools such as dance studios.

To qualify for this exemption the clogging instructors do not have to be "full time instructors" at the school but can be "guest instructors" as long as the instructional activities are confined to a "classroom or similar place devoted to instruction". Further, for the exemption to apply, the performance must constitute a teaching activity. A "teaching activity" has been held to involve "systematic instruction" and therefore does not include a performance merely for the recreation or entertainment of any part of the audience. Assuming that all of the other conditions are met, the condition that the performance take place in a "classroom or similar place" has been held to include a studio, a workshop, a gymnasium, a training field, a library, and the stage of an auditorium, as long as the place is used as a classroom for systematic instructional activities.

"Systematic instruction" has been held to mean instruction that is part of the regular school curriculum. It has also been interpreted in a broader sense to mean a systematic teaching method by a nonprofit educational institution even if the instruction is not related to specific course work. Under the above rationale, a dance instructor who rents or borrows a high school gymnasium and charges a fee for students to participate in a dance class where copyrighted music is used would not qualify for this particular exemption since the mere use of the school facilities is not the same as "systematic instruction" at the school.

(b) Section 110 (4) of the Copyright Law (Title 17 USCA)

Under this section, a music user would be exempt from the licensing requirements if the following four (4) conditions are all met:

1. the music is not received beyond the place from which it is performed (i.e., is not a broadcast or transmission); and
2. the performance is made without any purpose of direct or indirect commercial advantage; and
3. the performers, promoters, or organizers do not receive any fee or other compensation for the performance; and

4. there is no direct or indirect admission charge.
   (An admission fee can be charged, however, if the proceeds are used exclusively for educational, religious or charitable purposes and not for private financial gain. The reasonable costs of producing the performance can be deducted from the proceeds.) Example: if an organization plays a record or cassette player (in the same room that the record or cassette player's speakers are located) as background music for a presentation to which there is no admission charge.

As indicated by provision 2) above, exemption under this section is applicable only if the performance is made without any purpose of "direct or indirect commercial advantage". ASCAP and BMI have interpreted this provision very strictly to mean that no commercial activity can take place in the area for the exemption to apply. This means the performance can't be for the benefit of vendors or sponsors. In other words, if a clogging group performs in a mall, the existence of stores in the mall means that there is commercial activity. The same is true of performances at conventions and tradeshows. In practice, the mall owner or the sponsor of a convention has a responsibility to obtain a license for performances taking place but the clogging group has a responsibility to insure that a license has been obtained by the owner or sponsor and that the clogging group is indemnified from liability if a license has not been obtained.

It is clear from the conditions outlined above that performances in churches would be exempt as long as admission is not charged and donations are not required, performers are not paid, and there are no sponsors, or other direct or indirect commercial advantage, etc. Performances in hospitals would not necessarily qualify for the exemption since hospitals are usually for-profit enterprises. Both ASCAP and BMI license hospitals for their use of music. The exemption probably would apply if all the conditions are met and the hospital qualifies as a nonprofit entity.

Other exceptions to the copyright law include: a) music played during a religious service; b) music played by a governmental body or a nonprofit agricultural or horticultural organization in the course of an annual agricultural or horticultural fair or exhibition conducted by such body or organization; and c) music performed where only a normal circle of a family and its social acquaintenances is gathered.

*This opinion may not be reprinted or redistributed without the expressed written consent of C.L.O.G., Inc.

II. Copyright Compliance Options

a. Sign the existing agreements with ASCAP and BMI

b. Negotiate directly with the copyright owner for permission or license

c. Use only music from the public domain

d. Sign an agreement with an organization that produces its own songs

III. Summary:

Whether or not a clogging instructor or group must obtain a music license prior to a clogging performance depends on whether the performance is accompanied by copyrighted music and whether the circumstances and location of the performance fall under one of the exemptions. In some cases, there is no exemption but the responsibility for the license can be contractually shifted to someone else.

It is clear that most dance studios must have a music license because they are commercial entities. It is also clear that clogging groups who sponsor their own performances and charge admission for their performances must obtain a license. In addition, clogging instructors that get paid for their services would need a license just like a commercial dance studio. On the other hand, instructors who instruct voluntarily and do not charge for their services would probably not need a license under the exemption in 110(4) as long as all of the conditions of the exemption are met every time the instructor uses copyrighted music, i.e.: there is no transmission of the music to the public, the performance is made without any purpose of direct or indirect commercial advantage, the performers, promoters, or organizers do not receive any fee or other compensation, and there is no direct or indirect admission charge. Since most instructor's use of music falls outside any of the exemptions outlined here, then most instructors should obtain music licenses.

Performances in commercial settings such as malls, conventions and tradeshows, and in some hospitals would require a license even if there is no admission and the cloggers aren't paid. In most instances the owners of the location or the sponsors of the event where the clogging performance occurs will have the responsibility for obtaining the licenses.

This memo outlines the basic rules and exceptions surrounding clogging performances and the copyright law but is not intended as specific legal advice and does not address every type or potential location of a clogging performance. All individuals and groups who are potentially subject to copyright compliance and music licensing are advised to discuss their particular circumstance with an attorney or with ASCAP at 212-595-3050 or BMI at 212-830-2560 to determine if an exemption is applicable or if the responsibility for compliance can be shifted to someone else.

Bibliography:

The Copyright Act of 1976, Title 17 USCA, Sections 101-110, and related cases
The Copyright Act of 1976, Public Law 94-553, The House Report
"This Business of Music", Shemel and Krasilovsky, 6th Ed.
Nimmer, Melville B., Nimmer on Copyright, M.Bender, 1990 Ed.
American Society of Composers, Authors, and Publishers, Legal office, NY
Broadcast Music Incorporated, Legal Office, NY

BASIC

LIFE'S TOO LONG TO LIVE LIKE THIS
Low Intermediate Line Dance (Country Music)
Record: "Life's too Long" by Ricky Skaggs Epic 34-73947 3:30
Choreo: Jeff Driggs 29A Lake Chaweva Cross Lanes, WV 25313 (304)776-5233

Wait 16 beats Left foot lead

PART A

On the left foot do a **CHARLESTON**, then do a **FANCY DOUBLE** turning 1/2 left to face back.
REPEAT TO FACE FRONT.
Do 4 **ROCKING CHAIRS** turning 1/4 left on each to face all four walls.

PART B

Do a **T-STEP** (DS DS DS DS DS BR SL R S BR SL) moving left
Do a **GERMAN** (swing right foot out, across, to back, step, slide)
Do a **DOUBLE BRUSH** (DS DS R S BR SL) turning 1/2 left to face back
REPEAT T-STEP, GERMAN, AND DOUBLE BRUSH TO FACE FRONT

BREAK

STOMP twice

REPEAT PART B (T-STEP)

REPEAT BREAK (STOMP TWICE)

PART C

Do a **SIX PACK** (DS DS DS DS DS DS R S R S) moving to right, while turning left.
Do **4 BRUSHES**, turning 360 left
REPEAT **SIX PACK** moving right and turning
MARCH 8 STEPS, turning 1/2 left on 1-2 and 5-6

PART D

Do a **PUSH OFF**, then a **TRIPLE** turning 3/4 right
REPEAT TO FACE ALL FOUR WALLS

REPEAT PART B (T-STEP)

REPEAT PART C (SIX PACK)

REPEAT PART D (PUSH OFF, TRIPLE)

REPEAT PART A (CHARLESTON)

REPEAT PART B (T-STEP)

REPEAT PART C (SIX PACK)

REPEAT PART D (PUSH OFF, TRIPLE)

REPEAT PART B (T-STEP)

THAT'S ALL!

DANCE WITH WHO BRUNG YOU

LEFT FOOT LEAD
EASY INTERMEDIATE
LINE DANCE

ALSEEP AT THE WHEEL
ALBUM
KEEPIN' ME UP NIGHTS

CHOREO
ELAINE STEELE#124
131 N. HIGLEY
MESA,AZ 85205
602-641-8818

INTRODUCTION WAIT 2

PART A

8	2	TRIPLE CROSS HEEL TOUCH	DS DS DS TCH H(XIF) SL L R L R L
8	4	ROCK STEPS ½L	DS R(XIB) S L R L
16	2	CLOG OVER BRUSH LEFT THEN RIGHT	DS DS(XIF)DS DS(XIB)DS DS(XIF)DS BR L R L R L R L R

REPEAT ALL OF A

PART B

16	2	DRAG HEEL ROCK REPEAT OPPOSITE FOOTWORK	DR S TH DR S TH DR S TH TH RS (MOVE LEFT THEN R L RR R L RR R L RR LL RL RIGHT)
8	4	CLOGS	DS RS L RL
8	4	SINGLE CHUGS ¼ L ON EACH	DS CH SL L R L

REPEAT ALL OF B

PART C

8	1	TOE TOUCH ROCK	TH TCH(UP)SL TH TCH(UP)SL TH LL R L RR L R LL TCH(UP)SL RS RS R L RL RL
8	1	COWGIRL	DS DS DS BR SL DS RS RS RS R L R L R L RL RL RL TURN ½R ON BRUSH MOVE FORWARD ON TRIPLE ROCK

REPEAT TOE TOUCH ROCK WITH RIGHT LEAD TURN LEFT ON BRUSH IN COWBOY

REPEAT B
REPEAT A TWICE
REPEAT C

ENDING

16	2	DRAG HEEL ROCK
8	4	CLOGS
8	4	SINGLE CHUGS ¼L
8	1	DRAG HEEL ROCK



I'M A
STEELE CLOGGER

SEQUENCE A A B B C B A A C ENDING

LIZA JANE

EASY LEVEL LINE

Artist: Vince Gill
Choreo: Steve Smith

INTRO: 16 Beats

A

2 DOUBLE PUMP KARATES	DS-KICK-H-RS-KICK-H-RS--KARATE TURN L R R	--1/2 left--
2 TWISTS	DT-TWIST-H(F)-LIFT L L L	(moving left)
1 TRIPLE	DS-DS-DSRS	(360 left)
2 TWISTS	(moving right)	
1 TRIPLE	(360 right)	

B

3 LIZA'S	DS-DT(XIF)--BO/BO-BO/BO---DT-BA/H(F)-SL L R LR LR R R L R &1 & 2 & 3 & 4	--1/4 left--
1 ROCKING CHAIR	DS-KICK-SL---DSRS L R L R	(1/4 left to face front)
2 GLIDE STEPS	STOMP-DS(XIF)-RS-RS--DS-DS(XIF)-DSRS	

(MOVING LEFT THEN RIGHT)

C

4 HEEL SPINS	DS-DS-H-H-RS--DS-DS-RS-RS	-3/4 L- (fancy double)

C*---Do HEEL SPIN 5 times--on 5th time, turn to face front on FANCY DOUBLE.

SEQUENCE: A-A-B--C*--A-B-C

SAME OLD SONG

EASY FUN LINE

ARTIST: Four Tops
CHOREO: Steve Smith

INTRO: Wait 8 beats

2 SMOOTH PIVOTS STEP-STEP(XIB)-STEP-PIVOT 1/2 L
L R L R

A

-1/4 L-
4 TOPS STOMP-KICK--DSRS---2 STROLLS (L & R)
L R R

4 PRANCERS STEP-ROCK(XIF)-STEP (change foot on each step)
L R L

1 TRIPLE KICK DS-DS-DS-KICK
L

1 TRIPLE BACK DS-DS-DSRS
R

B

--1/2 R--- --lean back--- ---lean forward--
1 SAME OLD RS-DS-DS-RS---STEP-HEEL STRUT--STEP-HEEL STRUT
LR L R LR L R R L

2 STOMP TRIPLES STOMP-DS(XIF)-DSRS (left then right)
L

REPEAT ABOVE 2 STEPS

Break

1 TIME STEP STEP-HEEL-HEEL-STEP--RS--STOMP-HEEL-HEEL-STEP--RS
L R L R LR L R L R LR
1 & 2 & &4 1 & 2 & 4&

C

2 TURKEYS & FLAP HEEL-FLAP-STEP--HEEL--STEP (left then right)
L L R L L
1 & 2 3 4

--1/4 L--
2 ROLLS DS-DT-H--DS-HEEL-SL
L R L R L R

REPEAT ABOVE 2 STEPS

SEQUENCE: A-B-B---A-B-BREAK--C--A-B-BREAK--B

NEW WAY (TO LIGHT UP AN OLD FLAME) EZ-INT.

BY: JOE DIFFIE EPIC RECORDS 34-73935 TIME 2:42

CHOREO: DIETER BROWN, 3001 HILLWOOD DR, LAWRENCEVILLE, GA. 30244
(404) 921-9291

SEQUENCE: WAIT 8 - A - B - A - C - B - A - ENDING

PART A

| | | |

"HOME IN SAN ANTONE" Level: BASIC

RECORD: MCA RECORDS MCAS7-54052, GEORGE STRAIT
CHOREO: Marge Callahan, Jacksonville, Fl.

WAIT 16 BEATS

* * * \

* * * \

PROVE MY LOVE TO YOU BASIC LEVEL

Artist: David Allen Coe, First Ten Years CD
Choreo: Carole Hall Gilliam, LA 318-296-4323

Intro: Wait pick up notes on fiddle, then 8 beats

Part A

DS DR S (XIF) DS DR S(XIF) DS DS DSRS L L R L L R L R LRL	2 Drag Steps Triple Turn L
DS DR S(XIF) DS DR S(XIF) DS DS DSRS R R L R R L R L RLR	2 Drag Steps Triple Turn R

Part B

DS DS DS BR SL DS R S R S R S L R L R L R L R L R L R	Cowboy
DS K(B) PIVOT ½L H DS BR SL L R L R L R	Karate Turn
Repeat Karate Step to face front	
***DSRS DSRS (2nd & 4th time through Part B)	2 Basics

Instrumental Break

DS R(IF) S R(IF) S R(IF) S L R L R L R L	Triple Rock
DS DS DS R(¼ R) S R L R L R	Triple
Repeat 3 more times. End facing front	
DS DS	2 Doubles

Sequence

A B A B* Break A B A B* ~~X~~ ½ A

Instrumental Break

DS DS(XIF) DS S(IB) DS BR SL(½L) DSRS L R L R L R L RLR	Vine Turn
DS R S R S R S DS DS DS R S L R L R L R L R L R L R	Turn 3/4 L Chain Triple in place

Ending

DSRS DSRS DSRS DSRS LRL RLR LRL RLR	Turn ¼ L each time
DS DS DSRS DS DS DSRS L R LRL R L RLR	2 Triples

Sequence

A B A B Break B Ending

YOU REALLY HAD ME GOING **BASIC**
RECORD BY: HOLLY DUNN, WARNER BROS REC., CAS. SINGLE, ALBUM VERSION
CHOREO BY: MATT & COLLEEN PEARSON, PHOENIX, AZ.
START: AFTER GUITAR

INTRO: 16 Beats

Poly Wolly &	DS-DT(B)-S-SL	DS-R(XIB)S-R(OTS)S-R(XIB)S
Rock Steps Behind	L R R R	L R L R L R L

***** REPEAT ABOVE ON OPPOSITE FOOT *****

PART A: 48 Beats

8 Count Vine	DS-DS(XIF)-DS-DS(XIB)-DS-DS(XIF)-DS-RS	
	L R L R L R L RL	
Karate Turn	DS-K[PIVOT 1/2 R]-SL-S-SL	DS-RS(F)-RS(S)-RS(B)
	R L R L L	R LR LR LR
2 Basics & Triple	DS-RS DS-RS	DS-DS-DS-JUMP [TURN 360 L]
Jump Turn	L RL R LR	L R L B

***** REPEAT ABOVE TO FACE FRONT *****

PART B: 32 Beats

Triple Brushes	DS-DS-DS-BR[TURN 1/2 L]-SL-DS-RS-RS-RS	
Forward	L R L R L R LR LR LR	
2 Vines	DS-DS(XIB)-DS-BR[TURN 1/2 L]-SL	DS-DS(XIB)-DS-BR-SL
	R L R L R	R L R L R

***** REPEAT ABOVE TO FACE FRONT *****

PART C: 32 Beats

Country Line Dance	H-S-STOMP-STOMP	H(RIGHT)-H(LEFT)-H(RIGHT)-H(LEFT)
	L L R R	B B B B
Turkey Steps	H-S-S-DS-RS [TURN 1/2 R]	H-S-S-DS-RS
	L L R L RL	R R L R LR

***** REPEAT ABOVE TO FACE FRONT *****

BREAK 1: 16 Beats

Heel Pivot Vines	H(OTS)-T(OTS)-S(XIF)-RS				H(OTS)-T(OTS)-S(XIF)-RS			
	L	L	L	RL	R	R	R	LR
	1	2	3	&4	5	6	7	&8

BREAK 2: 36 Beats

Triple Brush &	DS-DS-DS-BR-SL	DS-RS-RS-RS
Chain Step Back	L R L R L	R LR LR LR
2 Basics &	DS-RS DS-RS	DS-DS-DS-RS [TURN 360 L]
Triple	L RL R LR	L R L RL
Triple Brush &	DS-DS-DS-BR-SL	DS-RS-RS-RS
Chain Step Back	R L R L R	L RL RL RL
2 Basics & Stomps	DS-RS DS-RS	STOMP STOMP-STOMP
	R LR L RL	R L R

SEQUENCE: INTRO - A - B - C - BR1 - A - B - C - BR2 - B - C

Twist and Shout

Record By: The Beatles
Choreo By: Darl Moreland
1979 Crystal Bay E. Dr.
Plainfield, IN 46168
(317) 839-4442

Beginner-Plus Line Dance

Instructions : Wait 16 regular beats - Start on LEFT foot

Part A:

Triple Karate	1	DS-DS-DS-Kick (turn 1/2)-H-DS-DS-DS-RS L R L R L R L R LR
MaryAnn's Twist	1	Twist-pause-Twist-pause-Twist-Twist-Lift L R L R L
Fancy Double	1	DS-DS-RS-RS

*** Repeat Same Footwork to Face Front ***

Part B :

Three Step and Toes	1	DS-DS-DS-Tch-H-Tch-H-DS-RS-BR-SL L R L R L R L R LR L R
Two Kicks	2	DS-Kick-H
Fancy Double	1	DS-DS-RS-RS

*** Repeat Same Footwork to Face Front ***

Break :

Toe Pauses	1	Toe-pause-Toe-pause
Fancy Double	1	DS-DS-RS-RS (turn 1/4 left)

*** Repeat 4 times to Face Front ***

Back Step	4	Step (xib)- R-pause-S -R-pause-S
Stomp Triples	2	Stomp-DS-DS-RS

Ending :

Basics	2	DS-RS
Quick Rocks	1	Step-RS-RS-R-Slide
Basics	2	DS-RS
Quick Rocks	1	Step-RS-RS-R-Slide
Basics	2	DS-RS
Fancy Double	1	DS-DS-RS-RS
Back Step	3	Step (xib)- R-pause-S -R-pause-S
Endit	1	Step- T - T - T - T - T- Hop -Hop - Out

Sequence : A - B - A - B - Break - A - B - Ending

THE BALLAD OF SALLY ANNE

BASIC LINE

MUSIC: THE BALLAD OF SALLY ANNE
BY MARK O'CONNOR
THE ALL NEW NASHVILLE CATS C.D. OR CASSETTE

CHOREO: JUDY WAYMOUTH, R.R.#4 STRATFORD, ONT. N5A 6S5

WAIT: 24 COUNTS

PART A:
Rocking Chair — DS BR-HL DSRS
L R L R LR

Triple — DS DS DSRS
L R L RL
REPEAT ABOVE USING OPPOSITE FOOTWORK

BREAK:
Basics — DSRS DSRS DSRS DSRS
L RL R LR L RL R LR
TURN 1/4 LEFT ON EACH

CHORUS:
Double Basics — DS DS RS DS DS RS
L R LR L R LR

DS STOMP STOMP
L R L
REPEAT ABOVE USING OPPOSITE FOOTWORK

BRIDGE:.
Fancy Double — (i) DS DS RS RS
L R LR LR

Stomp double — STOMP DS DS RS
L R L RL
REPEAT ABOVE USING OPPOSITE FOOTWORK

(ii) DS DS RS RS
Fancy double — L R LR LR

Basics — DSRS DSRS
L RL R LR

SEQUENCE:

A-BRK-A-CHORUS-BRK-CHORUS-A-CHORUS-BRIDGE-CHORUS-BRK-CHORUS-A-CHORUS-BRK-BRK (TURN 1/4 R ON EACH BASIC)-CHORUS

BALL AND CHAIN
Paul Overstreet

Footwork: left
Position: line
Level: basic

Record: RCA 62010-7
Dance by: Marilyn & Krissie Hansen

INTRO: WAIT 32

A	(4)		1	VINE SLUR	1/2 LEFT
	(4)	2x	1	VINE SLUR	
	(8)		1	MORE TOUCHES	DS TCH (F) DT (ots) TCH (b) DT (ots) TCH (f) DSRS
B	(16)		2	BALL & CHAIN	DS RK S DS RK S =2 ROCKS
	(4)		2	BRUSHES	DS RS RS RS =CHAIN AROUND
	(4)	2x	1	TRIPLES	
BRIDGE					
	(16)		2	BALL AND CHAIN	
	(8)		1	FANCY DOUBLE	
C	(4)		1	COWBOY	DS DS DS BR 1/2 L
	(4)	2x	1	ROCK BACK	
	(16)		2	TURKEY	HL S DSRS

B

A

B
B
1/2 B

BASIC LEVEL — TIE A YELLOW RIBBON — CHOREO

LEFT FOOT LEAD

INTRO WAIT 8

2 SIDE STEPS

LEFT RIGHT LEFT TOUCH RIGHT

RIGHT LEFT RIGHT TOUCH LEFT

FLASHBACK RECORDS
ARISTA AFS 9171 SA
DAWN FEATURING
TONY ORLANDO

ELAINE STEELE
131 N.HIGLEY RD.
MESA,AZ.85205
PHONE 602-641-8818

PART A

4	2	BASICS ¼ LEFT	DS RS
4	1	TRIPLE ¼ LEFT	DS DS DS RS
4	2	BASICS ¼ RIGHT	
4	1	TRIPLE ¼ RIGHT	
4	1	PUSH OFF LEFT	DS RS RS RS
4	1	PUSH OFF RIGHT	
8	4	BASIC BRUSH	DS BR SL

BRIDGE 1

4	2	BASICS	
4	2	TOE HEELS	T H T H

PART B

4	1	TRIPLE BRUSH FORWARD	DS DS DS BR SL
4	1	TRIPLE BACK	DS DS DS RS
8	6	DOUBLE TOE STEPS & BASIC	DS DS DS DS DS DS DS RS CIRCLE LEFT FULL TURN
4	1	TRIPLE BRUSH FORWARD	
4	1	TRIPLE BACK	
8	6	DOUBLE TOE STEPS & BASIC	FULL TURN RIGHT
8	4	BASIC TOUCH UPS	DS TCH(UP) SL
8	2	VINE LEFT THEN RIGHT	DS DS(XIB) DS RS

REPEAT ALL OF A

REPEAT BRIDGE

REPEAT PART B OMIT VINE LEFT AND RIGHT

BRIDGE 2

16	2	CLOG OVER VINE LEFT THEN RIGHT	DS DS(XIF) DS DS(XIB) DS DS(XIF) DS RS

PART C

4	2	BASICS ¼ LEFT
4	1	TRIPLE ¼ LEFT
4	2	BASICS ¼ RIGHT
4	1	TRIPLE ¼ RIGHT

BRIDGE 3

STEP LEFT POINT R STEP RIGHT POINT LEFT REPEAT LEFT AND RIGHT CLAP ON POINT EACH TIME

PART D

4	1	TRIPLE BRUSH FORWARD	
4	1	TRIPLE BACK	
4	1	TRIPLE BRUSH FORWARD	
4	1	TRIPLE BACK	
8	2	VINE LEFT THEN RIGHT	
16	4	SIDE CLOG ADD BASIC ¼ LEFT ON EACH BASIC	DS TCH(OTS)SL DS RS

LYNNE GOODE
8317 Ball Camp Pike
Knoxville, TN 37931
(615) 691-7428

Appalachian Clogging Association • Dance Sensations • Applachian Show Cloggers

PRECIOUS THING

LEVEL: BASIC
ARTIST: STEVE WARINER - CASSINGLE
CHOREO: LYNNE GOODE

Wait 16 Beats
(Begin with Left Foot)

PART A

(4) DS DS DS RS (FANCY TRIPLE)
(4) DS DS DS RS
(8) DS DBL RS (turn 1/4) STOMP RS STOMP RS DSRS (TODD'S VINE)
XIB
REPEAT TO BACK

PART B

(8) DS DS DS SLIDE DS RS RS RS TO LEFT (COWBOY)
(8) REPEAT TO RIGHT
(4) DS DS DS STOMP STOMP MOVING UP
(4) TRIPLE MOVING BACK
(4) DS SLIDE RS SLIDE RS MOVING UP
(4) TRIPLE MOVING BACK

PART C

(8) DS CR/BR TCH SLIDE TCH SLIDE RS DSRS
L R R L R L RL R LR
4 BASICS IN SQUARE

SEQUENCE: A A B C C A B LAST OF B

RESPECT

BY: Aretha Franklin — Beg. Line

CHOREO: Rickey Joe
TAUGHT BY: Jay Ledford, Rt. 5, Box 840, Leicester, N.C. 28748
(704) 683-3876

SEQUENCE: A - A - A - B - A - A - A

PART A

4 ROCKING CHAIRS	DTS R	KICK L	DTS L	RS RL	(TURN $\frac{1}{4}$ TO LEFT ON EACH)
2 TRIPLES	DTS R	DTS L	DTS R	RS LR	

FUN STEP	STEP R	TOGETHER L	STEP L	TOUCH R	STEP R	TOUCH L	STEP L	TOUCH R
TWIST	HEEL L&R	TOE L&R	HEEL L&R	TOE L&R	HEEL L&R	TOE L&R	HEEL L&R	TOE L&R

PART B

TRIPLE KICK	DTS R	DTS L	DTS R	KICK L	
TRIPLE	DTS L	DTS R	DTS L	RS RL	
KARATE KICK	DTS R	KICK L	DTS L	KICK R	
FANCY DOUBLE	DTS R	DTS L	RS RL	RS RL	

*** REPEAT TO BACK ***

WHOLE LOTTA HOLES EASY LEVEL

Song By: Kathy Mattea Time Passes By Album 3:04 Mins

Choreo: Allen & Darla Zion•Top of Texas Cloggers•P.O. Box 8672•Amarillo, TX. 79114•806/353-2374

Wait 32 Beats of Music

SEQUENCE:A-B-C-A-B-C-C-A-B-1/2B-C-C-B

PART A

DS - DS(XIF) - DS - DS(XIB) - DS - DS(XIF) - DS - R/S	**Clog-Over-**
L R L R L R L R L	**Vine**
DS - TCH(F)/H - TCH(IB)/S - R/S - DS - TCH(F)/H -	**Charlestons**
R L R L L R L R L R	
TCH(IB)/S - R/S	
L L R L	

*****REPEAT USING OPPOSITE FOOTWORK*****

PART B

DS - DS(XIF) - SL/S - DR/S - SL/ S - DR/S - DS - R/S	**2 Samantha's**
L R R L L R R L L R L R L	**Turn 360 left**
DS - DS(XIF) - SL/S - DR/S - SL/ S - DR/S - DS - R/S	**then Right**
R L L R R L L R R L R L R	
DS - DS - DS - BR/SL - DS - R/S - R/S - R/S - DS - BR/SL -	**Cowboy**
L R L R L R L R L R L R L R L	**Turn 1/2 Left**
DS - BR/SL	**2 Brushes**
R L R	**Turn 1/2 Left**

PART C

DS - DR/S - DS - DR/S - S(IB) - S(IB) - S(IB) - S(IB)	**Dragon &**
L L R L L R L R L R	**4 Back Steps**

*****MOVE DIAGONALLY LEFT THEN DIAGONALLY RIGHT*****

"CECILIA"
SIMON & GARFUNKEL
COLUMBIA RECORDS #13-33187
TIME 2:40

EASY LINE
CHEO: EDDIE & MONIKA
RT 1, BOX 403-K
PINNACLE, N.C. 27043
(919)368-4175

WAIT 16 BEATS, START ON LEFT FOOT

(A) 2- BASICS: DSRS,DSRS
L RL R LR

2- JAKE SPECIALS: DSRS,KICK-KICK,DSRS,KICK-KICK
L RL R R R LR L L

4- TOE STEPS: TOE-STEP,TOE-STEP,TOE-STEP,TOE-STEP (TURN LEFT 3/4)
L R L R

Repeat 3 more Times

BRIDGE 1- FANCY DOUBLE: DS,DS,RS,RS
L R LR LR

(B) 8- HEEL STEPS: H-STEP,H-STEP,H-STEP,H-STEP,H-STEP,H-STEP,H-STEP,H-STEP (MOVING FORWARD)
L R L R L R L R

2- FLEA FLICKERS: D-BACK - DOUBLE STEP,D-BACK - DOUBLE STEP
L R

1- FANCY DOUBLE: DS,DS,RS,RS (TURN ½ LEFT)
L R LR LR

(REPEAT)

(C) 1- SCOTTY: DS,D-CROSS,D-BACK,BALL SLIDE,STOMP,DS,DS,RS (TURN ALL THE WAY AROUND)
L R R R R L R LR

2- LEG LIFTS: DS,LIFT,DS,LIFT
L R R L

SEQ: A,BRIDGE,B,½A,BRIDGE,C,B,A,B(DON'T TURN ½)

(½A) 2 BASICS
2 JAKE SPECIALS
4 TOE-STEPS (TURN ½ FACING BACK)
(REPEAT)

RESCUE ME EASY LEVEL LINE DANCE

Record: "Rescue Me" by Fontella Bass, Collectables Records COL 3406-A, Box 35, Narberth, PA 19072; time 2:48
Choreo: Chip Futrell, P.O. Box 565, Denton, NC 27239 (704)869-3333
Intro: Wait 24 beats. Start with the left foot.

PART A - 32 BEATS

# TIMES	STEP							DIRECTIONS
			(xib)		(unx)	(if)		
1	DS	SL	ST	PA	ST	ST	ST	"Step-Behind"
	L	L	R	L&R	L	R	L	Move left.
	&1	&	2	&	3	&	4	
1	DS	DS	DS	RS				"Triple Basic"
	R	L	R	LR				Turn 1/2 right.
	&1	&2	&3	&4				

*REPEAT THIS SEQUENCE ONCE MORE, THEN ADD

			(xib)	(unx)		
1	HL	ST	ST	DS	RS	"Turkey"
	L	L	R	L	RL	
	1	&	2	&3	&4	
2	DT	SL	DR	ST		"Slap Backs"
	L	R	R	L		
	&	1	&	2		

*REPEAT THIS SEQUENCE ONCE MORE.

PART B - 32 BEATS

2	DS	DS	DS	BR	SL	DS	RS	RS	RS	"Cowboy" Turn
	L	R	L	R	L	R	LR	LR	LR	1/2 left on
	&1	&2	&3	&	4	&5	&6	&7	&8	each.
2	DS	DT	SL	DS	DR	SL				"Mountain
	L	R	L	R	R	R				Shuffle" Turn
	&1	&	2	&3	&	4				1/2 right on
										each.
1	ST	DS	ST	DS	ST					"Syncopation"
	L	R	L	R	L					
	1	&2	&	3&	4					
1	DS	DS	DS	RS						"Triple Basic"
	R	L	R	LR						
	&1	&2	&3	&4						

SEQUENCE: A, B, A, B, B, A, B, B, B, A

CLOGGING SHOES:
Men's & Ladies'
Scoops
Cloggers
Ms. & Mrs. Stompers
(Promenaders)
Factory Irregular
(when available)
Shoe Lasts



CONVENTION AND
WORKSHOP SYLLABUSES

SOUND EQUIPMENT:

Califone
Marantz Tape Recorders
PMD221



TAPS:
Bell Toe
Staccato Jingle
Stevens Stompers

GOLD & SILVER JEWELRY
Designs by DARR

CLOGGING RECORDS:
Singles - Albums
Over 64,000 45's Available
Record Sleeves
Custom Record Cases



TEE-SHIRTS - PETTICOATS
FUN BADGES
BELT BUCKLES - GARTERS
BUMPER STICKERS
VIDEOS - KEY RINGS
CLOGGING DIPLOMAS



Carl's Clogging Supplies

Carl Blanton
Route 1, Box 208-A
Aiken, South Carolina 29801
FAX Number (803) 652-7452
For Orders Only 1-800-848-6366
Information or Inquiries 1-803-652-7452

Write for FREE Catalog and Record List!

NATION'S LARGEST DISTRIBUTOR OF CLOGGING TAPS !

We travel and set up at Competitions, Conventions, and Workshops. Call us for Dates.

EZ INTERMEDIATES

Diamond Rio - Artista 45 rpm AS 2182

Choreo: Tandy Barrett - Jeff Parrott, Stone Mtn., GA

Intro: 16 Beats

PART A

Roll Samantha	DS	*DS	DS	STEP	RS	DS	DS	RS	(*Turn 3/4 left)	
	L	R	L	R	LR	L	R	LR		
2 Kicks	DS	KICK	DS	KICK						
	L	R	R	L						
Rock Step Turn	RS	DS	DS	RS	(3/4 turn left to face back)					
	LR	L	R	LR						
Repeat	Roll Samantha - Turn 3/4 to face front									
Repeat	2 Kicks - and Rock Step Turn 3/4 to face front									

PART B

Heel Steps	TCH(HEEL)	STEP	TCH(HEEL)	STEP	(moving forward)					
	L	L	R	R						
	TCH(Heel)	STEP	TCH(Heel)	STEP						
	L	L	R	R						
Fancy Double	DS	DS	RS	RS						
	L	R	LR	LR						
Delta Turn	DS	BRUSH(XIF)	(SL)	BRUSH(OTS)	(SL)	TCH(B)	TOE	JUMP to HEELS		
	L	R	(L)	R	(L)	R		L-R		
	STOMP	DS	DS	RS	Turn 1/2 left					
	R	L	R	LR						
Repeat	PART B - Turn to face front									
Triple Hops	DS	DS	DS	HOP (forward)	DS	DS	DS	HOP (Back)		
	L	R	L	L	R	L	R	R		

BREAK I - 4 Shuffles
L-R

BREAK II - 2 Shuffles
L - R

BRIDGE - 4 Basics Full turn left

SEQUENCE A BREAK I B
BRIDGE
A BREAK II B
BRIDGE
B B B (omit triple hops)

LIFE'S TO LONG
BY: RICKY SKAGGS
EPIC 34-73947

EASY INTERMEDIATE

TIME: 3:30

CHOREO: Chip Summey, P.O. Box 6534, Asheville, N.C. 28816 (704) 252-9988

SEQUENCE: Wait 16 - Intro - A - A - B - C - A* - B - C - Intro - B - B - C - ½C (In A* omit 2 DTS, In ½C, turn Stomp Dbl to front)

INTRO

MT. BASIC STOMP DT-UP DTS RS (TURN ½ LEFT)
L R R LR

FANCY DOUBLE DTS DTS RS RS (FORWARD)
L R LR LR

*** REPEAT TO FRONT ***

8 TOE STEPS TOE-STEP TOE-STEP TOE-STEP TOE-STEP TOE-STEP TOE-STEP TOE-STEP
L R L R L R L

TOE-STEP (FULL TURN LEFT)
R

4 BASICS DTS RS DTS RS DTS RS DTS RS (FULL TURN RIGHT)
L RL R LR L RL R LR

PART A

TRIPLE DRAG VINE DTS DTS(XIF) DTS DRAG STEP KICK STEP KICK STEP RS RS
L R L L R L L R R LR LR

ROCKING CHAIR DTS BRUSH-UP DTS RS (TURN ½ LEFT)
L R R LR

2 BASICS DTS RS DTS RS (WITH CLAPS)
L RL R LR

*** REPEAT ABOVE ***

2 DOUBLE STEPS DTS DTS
L R

PART B

HALF SAMANTHA DTS DTS(XIF) DRAG STEP RS (TURN ½ LEFT)
L R R L RL

TRIPLE DTS DTS DTS RS (FORWARD)
R L R LR

ALABAMA DTS DT-BACK TCH-T BRUSH-UP
L R R R

CHAIN DTS RS RS RS (FULL TURN RIGHT)
R LR LR LR

*** REPEAT ABOVE BACK TO FACE FRONT ***

LIFE'S TO LONG. (PAGE TWO)

PART C

TRIPLE KARATE	DTS L	DTS R	DTS L	KICK-BACK R	(TURN ½ LEFT)				
STOMP DOUBLE	STOMP R	DTS L	DTS R	RS LR					
CROSS ROCKER	DTS L	DT(XIF) R	DT(UNX) R	RS RL	RS RL	DTS R	RS LR	CHUG L	

*** REPEAT ABOVE BACK TO FACE FRONT ***

ALL NIGHT LONG

RANDY TRAVIS
&
MERLE HAGGARD

EASY INTERMEDIATE LEVEL

CHOREOGRAPHED BY: SHERRY GLASS
2001 SEMINOLE DRIVE
JOHNSON CITY, TENN. 37604
(615) 434-2052

WAIT 20 BEATS

PART A

L	DS		DS		DS		DS		DS	S	CLOG OVER VINE
R		DS		DS		DS		DS	R		

REPEAT ON RIGHT FOOT

DS	DS	RS	RS	FANCY DOUBLE
L	R	LR	LR	

PART B

L	DS	DR		DS							DRAG STEP
R			S		S	SL					
L			DT(XOTS)			S					HIGH HORSE
R	DT(XIF)				S		S	SL			
	&1		&2		&	3	&	4			
L	DS		R		R						FANCY DOUBLE
R		DS		S		S					

REPEAT FACING BACK

PART C

L	DS		S		S		S				JOEY
R		S		S		S					
L		DS		R							STOMP DOUBLE
R	ST		DS		S						
L	D	BO	BO	H	H	BO	H				HEEL SWITCHES
R		H	H	BO	BO	H	BO	SL			
	&	1	&	2	&	3	&	4			

DS	DS	RS	RS	FANCY DOUBLE
L	R	LR	LR	(TURN TO FACE BACK)

REPEAT FACING THE BACK

BRIDGE:

L	D	BO(XIF)		BO		BO(XIB)		BO		BO(XIF)	RANDY
R		BO(XIB)		BO		BO(XIF)		BO		BO(XIB)	SL

REPEAT FACING ALL 4 WALLS

SEQUENCE : A---B---C---B---BRIDGE---C---B *---1/2
B---A---A---B---END

***ADD A DOUBLE

DS	DS	RS
L	R	LR

END

DS	DS	RS									
DS	D(XIF)		DT(OTS)		S	S	S	SL	DT(OTS)	BO	HEEL	DOUBLE
L		R		R		R	L	R	R	L	BOTH	R

ABBREVIATIONS:

S: STEP
DS: DOUBLE STEP
TO: TOUCH
DR: DRAG
TS: TOE STEP
OTS: OUT TO SIDE
B: BACK
HTO: HEEL TOUCH
SL: SLIDE
R: ROCK
BO: BOUNCE
H: HEEL
F: FRONT
XIF: CROSS IN FRONT
XIB: CROSS IN BACK

TITLE: P A S S I O N (7" VERSION) ARTIST: RHYTHM SYNDICATE IMPACE#54046
LEVEL: E - Z INTERMEDIATE OR UPPER BEGINNER
CHOREO: SIMONE NICHOLS-PACE 3 CREST ST. LYMAN, SC 29365

THE SEQUENCE: INTRO A BREAK A B A BREAK A B C INTRO A B INTRO(EX

THE SECTIONS:

INTRO = 4 STOMP DOUBLE & CHAIN

A = 1 COLD HEARTED
2 BASIC & TRIPLE(TURN ½ RT.)
1 COLD HEARTED
2 BASIC & TRIPLE(TURN ½ RT.)

BREAK = DUCK DUCK GOOSE

B = 4 SCOTTY

C = 2 ROCKING CHAIR
1 BRUSH KICK & TOE TURN
2 ROCKING CHAIR
1 BRUSH KICK & TOE TURN

THE STEPS:

STOMP DOUBLE & CHAIN

	L	R
8		S
&	R	
7		S
&	R	
6		S
&	R	
5		S
&		D
4	S	
&		R
3	S	
&	D	
2		S
&		D
1	ST	(TURN ¼ L)
&		

COLD HEARTED

	L	R
8	SL	LIFT
&		HL
7		HL
&		
6		S(XIF)
&		D
5	ST	
&		
4	H	BA
&		T
3	S	
&	D	
2		S
&		D
1	S	
&	D	

2 BASIC & TRIPLE

	L	R
8		S
&	R	
7		S
&		D
6	S	
&	D	
5		S
&		D
4	S	
&		R
3	S	
&	D	
2		S
&	R	
1		S
&		D

DUCK DUCK GOOSE

	L	R
&		S
&		
7	S	(TURN ½ R)
&		
6		LOOK BACK
&		
5		LOOK FRONT
&		
4	S	S
&	BO	BO
3	BO	BO(TURN ½ L)
&		
2	S	S
&		D
1	S	
&	D	

SCOTTY

	L	R
8		S
&	R	
7		S
&		D
6	S	
&	D	
5		ST(TURN 3/4 RT)
&		
4	S	S(OTS)
&	BA	BA(XIB)
3	SL	
&		D(UNX)
2	SL	
&		D(XIF)
1	S	
&	D	

BRUSH KICK & TOE TURN

	L	R
8		S
&	R	
7		S
&		D
6	S	
&	D	
5		S
&	R	(TURN ½ R)
4		S
&		TIP
3	H	
&		BR(B)
2	H	
&		BR(F)
1	S	
&	D	

LYNNE GOODE

8317 Ball Camp Pike
Knoxville, TN 37931
(615) 691-7428

Appalachian Clogging Association • Dance Sensations • Applachian Show Cloggers

THINK!!!!

Level: Intermediate
Choreo: Lynne Goode & Rickey Joe
Artist: Aretha Franklin's Greatest Hits

Wait 16 beats - start on first word

Part A

DS Dble up toe heel RS Step 4 double steps turning in circle to left
l r r r&L rl r l r l r

DS click toes together twice and raise arms twice RS
l lr

1 Fancy Double turning to right beginning with left foot

Part B

Ds drag step DS drag step- DS DS DS slide (turning on the latter to left)
l l r l l r l r l l

repeat to right side

Part C

4 double ball twists to left DS(if) step DS(ib) slide RS
left foot l r l l rl

repeat to right side

Bridge #1

Dble Ball(if) ball ball(ib) ball ball(if) ball 1 triple step
l r l r l r l

do this 4 times turning 2 times to left on the ball step and ending 1/4 turn each time with the triple step

Bridge #1

turn around step and kick repeat to right side

Sequence:

A B C A Bridge #1 Bridge #2 B A C A B C C

BING BANG BOOM

EASY LINE DANCE

MUSIC BY: HIGHWAY 101 WB 7-19346-A
CHOREO: Jeff Driggs 2357 Harrison Ave. St. Albans, WV 25177
(304)727-2111

WAIT 8 BEATS LEFT FOOT LEAD

PART A

```
DS DS R S R S  DS DS DS R S
L  R  L R L R  L  R  L  R L
&1 &2 & 3 & 4  &5 &6 &7 & 8
```

FANCY DOUBLE, TRIPLE
move to left

```
TOUCH(XIF)  TOUCH(XIB)  TOUCH(XIF) DS
R           R           R          R
1           2           3          4
```

TOUCHES
clap on each

```
DS R S DS R S
L  R L R  L R
&1 & 2 &3 & 4
```

2 BASICS
turn 1/2 left to face back

REPEAT FANCY DOUBLE AND TRIPLE MOVING LEFT, TOUCHES AND BASICS TO FACE THE FRONT

PART B

```
KNEES APART - KNEES TOGETHER - KNEES APART DS R S
                                           L  R L
```

BING BANG BOOM & BASIC

```
DS DS DS R S
R  L  R  L R
```

TRIPLE TURN
turn 1/2 left to face back

REPEAT BING BANG BOOM & BASIC AND TRIPLE TURN TO FRONT, THEN:

```
DS DS R S BING BANG BOOM DS DS R S
L  R  L R ----KNEES----- L  R  L R
&1 &2 & 3 4    &    5    &6 &7 & 8
```

DOUBLE BASIC - BING BANG BOOM

REPEAT PART A

REPEAT PART B

BREAK

```
DS DS(XIF) DR S DR S R S DS DS R S
L  R       R  L L  R L R L  R  L R
&1 &2      &  3 &  4 & 5 &6 &7 & 8
```

SAMANTHA
turn 1/2 right to face back

REPEAT SAMANTHA TO FRONT THEN DO 4 SHUFFLES (DR SL DR SL DR SL DR SL)

DO HALF OF PART A - TURNING ALL THE WAY AROUND ON THE TWO BASICS TO FACE THE FRONT.

REPEAT PART B

ENDING

BING BANG BOOM & BASIC, TRIPLE turn 1/4 left
BING BANG BOOM & BASIC, TRIPLE turn 1/4 left
BING BANG BOOM & BASIC, TRIPLE turn 1/4 left
DOUBLE BASIC turn 1/4 left to face front
BING BANG BOOM & DOUBLE BASIC
BUMP!

CHASING SOMETHING CALLED LOVE
MOLLY AND THE HAYMAKERS
REPRISE RECORD # 7-19517-A
TIME 2:35

LOW INTERMEDIATE LINE
Cheo: EDDIE WHITE
RT. 1, BOX 403-K
PINNACLE, N.C. 27043
(919) 368-4175

WAIT 4 BEATS START ON LEFT FOOT

INTRO: (2)- JORDAN TURNS (BASKETBALL TURNS)
DS,DS,BALL(PIVIT) TURN ½ RIGHT, STEP-----DS,DS,RS,RS
L R L R L R LR LR

REPEAT FROM BACK

(A) 2-FLIP FLOPS: DOUBLE BACK-BRUSH TCH(xif),TCH(ots),TCH(xif),TCH)ots),DSRS
L L L L L L L RL

REPEAT ON RIGHT FOOT

2- COUNTRY STEPS: DS,TOE-SLIDE,TOE-SLIDE,ROCK STEP
L R L R L

1- TRIPLE BASIC: DS,DS,DS,RS (TURN ½ RIGHT)
R L R LR

REPEAT FROM BACK

(B) TOE VINE: DS,TOE STEP(IN FRT),DS,TOE STEP(IN BK),DS,TOE STEP(IN FRT)
L R L R L R

DS,TOE STEP(IN BK),DSRS----- MOVING LEFT THE RIGHT
L R L RL

BRIDGE: 1- COWBOY: DS.DS.DS.KICK(xif)(FOWARD), DS,RS,RS,RS(GOING BACK)
L R L R R LR LR LR

(C) 1- CHARLESTON STEP: DS,TCH TOE IN FRONT,TOE-STEP,ROCK,STEP
L R R L R

1- MODIFIED SIDE STEP: DS,RS,RS,TOETURN STEP(TURN ¼ LEFT)
L RL RL R

REPEAT C THREE MORE TIMES FACING A NEW WALL EACH TIME

ENDING: 2- FLIP FLOPS

SEQ: A,A,B,BRIDGE,C,B,BRIDGE,A,A,ENDING

GOOD EXIBITION ROUTINE

I'M GONNA BE A WHEEL SOMEDAY

LEVEL: Easy Intermediate
MUSIC:: Fats Domino
CHOREO: Charlie Burns 111 Armitage Dr. Richmond, Ky. 40475
(606) 624-3277

INTRO: Three shuffles and say "HEY" extending arms over head.

\- - - PART A - - -

1 Loop Vine	DS-DS-DS-LOOP(turn 1/2 R)-LOOP(turn 1/2 R)-DS-DS-RS	
	L R L R L R L LR	
1 Real Gone Cat	DS-BA-H-BA-BA-H-BA-BOUNCE-UP	
	R L R R L R R L&R L	
2 Basic	Turn 1/2 left	

\- - - PART B - - -

	{ - moving left - }	
2 Runs	DS-ST(xib)-ST-ST(xif)-ST-ST(xib)-ST (repeat right)	
	L R L R L R L	
2 Fancy Double	DS-DS-RS-RS (turn 360 left)	

\- - - PART C - - -

	(back up)	
2 Charleston Kick	DS-KICK-BA-H-BA-H-RS-DS-RS-KICK-ADD TWO FANCY DOUBLE	
	L R R R L L RL R LR L	
	(- - moving forward - -) (1/4 R)	
4 Mt. Goat	DS-ST(if)-ST(ib)-ST(ots)-ST(if)-STib)-SL-DSRS-DSRS	
	L R L R L R R	

SEQUENCE: INTRO-A-A-B-A-C-INTRO-A-A-B-A-CHARLESTON KICK
* *

* DO A 360 ROLLING LEFT TURN WITH TWO BASIC

SPARKLE BASIC EASY LEVEL

RECORD BY: VINCE GILL, "POCKET FULL OF GOLD" MCA RECORDS
CHOREO BY: MISSY PEARSON, K.C., MO (816)358-5283
Wait 16 Beats

PART A:

```
ROCKING    DS BR/SL DS RS   (1/4L)
CHAIR      L  R  L  R  LR

TRIPLE        DS DS DS STOMP STOMP  (forward)
STOMP STOMP   L  R  L    R     L

CHAIN &    DS RS RS RS (3/4R)   DS RS DS RS
2 BASICS   R  LR LR LR          L  RL R  LR
```

****** REPEAT PART A TO FACE FRONT ******

PART B:

```
8ct VINE   DS DS DS DS DS DS DS RS   (moving L)
           L  R  L  R  L  R  L  RL

KICK TURN   DS K RS K   (1/2L)
            R  L LR L

FANCY      DS DS RS RS
DOUBLE     L  R  LR LR
```

****** REPEAT PART B TO FACE FRONT ******

PART C:

```
TRIPLE HOP   DS DS DS HOP (forward)   DS DS DS RS (backing)
& A TRIPLE   L  R  L  L               R  L  R  LR

2 ALABAMAS DS BR(X) BR(O) T(B)/SL  (repeat on opposite foot)
           L  R     R     R    L
```

****** REPEAT PART C ******

SEQUENCE: A - B - A - C - B - A - *A - C - A

(Note *A do 1 rocking chair & 1 fancy double [do'nt turn])

BIRTH OF ROCK AND ROLL
CARL PERKINS

EASY BEGINNER ROUTINE BY BIG JOHN AND SHIRLEY JEAN WALTERS

PART	BEATS	CUE	1	2	3	4	5	6	7	8
INTRO										
A	8	FOUR BASIC	L DTS	LR RS	R DTS	LR RS	L DTS	RL RS	R DTS	LR RS
	8	TWO TRIPLE	L DTS	R DTS	L DTS	RL RS	R DTS	L DTS	R DTS	LR RS
	8	ROCKING CHAIRS	L DTS	R BU	R DTS	LR RS	L DTS	R BU	R DTS	LR RS
	8	VINE L VINE R	L DTS	R DTS	L DTS	RL RS	R DTS	L DTS	R DTS	LR RS
B	8	GET IT	L DTS	R T	R DT	R BU	R DTS	L T	L DT	L BU
	8	TIME STEP	L S	R DT	R S	L DT	L S	R DTS	L DTS	RL RS
	8	TIME STEP	R S	L DT	L S	R DT	R S	L DTS	R DTS	LR RS
	8	TWO HILLBILLIES	L DTS	R TSL	R TSL	R TSL	R DTS	L TSL	L TSL	L TSL
BIG JOHN	4	TOE HEEL	L TH	R TH	L TH	R TH				
	8	TWO TRIPLES	L DTS	R DTS	L DTS	RL RS	R DTS	L DTS	R DTS	LR RS
	8	PUSH L PUSH R	L DTS	R T	R T	R T	R DTS	L T	L T	L T
	8	VINE L VINE R	L DTS	R DTS	L DTS	RL RS	R DTS	L DTS	R DTS	LR RS
	8	TWO ROCKING CHAIR	DTS L	BU R	DTS R	RS LS	DTS L	BU R	DTS R	RS LS
	8	CHARLESTON	L DTS	R T	R S	L T	L DTS	R T	R S	L T

BIRTH OF ROCK AND ROLL (PAGE 2)

PART	BEATS	CUE	1	2	3	4	5	6	7	8
	4	FANCY DOUBLE	L DTS	R DTS	LR RS	LR RS				

SEQUENCE: INTRO TWIST
A
B
A
B
A
BIG JOHN
B
A
BIG JOHN
ENDING TWIST

LEGEND:
DTS DOUBLE TOE STEP
RS ROCK STEP
BU BRUSH UP
T TOE
DT DOUBLE TOE
S STEP
TSL TOE SLAP
TH TOE HEEL



THIS COUNTRY'S ROCKIN' SOLID INTERMEDIATE

Artist: The Judds, Love Can Build A Bridge CD

Chore: Carole Hall, Gilliam, LA 318-296-4323

Intro: Wait 16 beats (Piano)

Part A

H T S H T S DS DS DSRS (360 L) — Flap Step
L L R L L R L L LRL — Turning Triple

Repeat with Right Foot

DS D(XIF) H D(OTS) H S(½ R) DS DS R S R S — Flip Step
L R L R L R L R L R L R — Fancy Double

DS BR(XIF) H DS BR(XIF) H — Fontana Brushes
L R L R L R

Repeat 2 more Fontana Brushes(1st time through)

Repeat Part A-*2nd time through, do 2 Fontana Brushes
Add: S S Sway hips L- Sway hips R
L R

Part B

DS BR H DSRS DS BR H DSRS — 2 Rocking Chairs
L R L RLR L R L RLR

STO STO STO STO — March Forward
L R L R

← Reverse 2nd time through

SL S(XIB) SL S(XIB) SL S(XIB) SL S(XIB) — Slide Steps Back
R L L R R L L R

DSRS DSRS DSRS DSRS — 4 Basics ¼ L each
LRL RLR LRL RLR

DS DS DSRS DS DS DSRS — 2 Triples
L R LRL R L RLR

Repeat Part B- The first time you repeat Part B
Add:* S TCH S TCH
L R R L
12 34 56 78

Instrumental Break

DS DS(XIF) DS S(IB) DS BR SL(½ L) DSRS L R L R L R L RLR	Vine Turn
DS R S R S R S(3/4 L) DS DS DS R S L R L R L R L R L R	Turning Chain Triple

Ending

DSRS DSRS DSRS DSRS LRL RLR LRL RLR	4 Basics ¼ L each
DS DS DSRS DS DS DSRS L R LRL R L RLR	2 Triples
S Tch S Tch L R R L	2 Step Touches

Sequence

A-A*-B-B*-A-A*-B-B-Break-B-B-Ending

ONE LOVE EZ-INT.

BY: CARLENE CARTER REPRISE RECORDS 7-19255-A TIME: 3:03

CHOREO: DIETER BROWN, 3001 HILLWOOD DR, LAWRENCEVILLE, GA. 30244
(404) 921-9291

SEQUENCE: WAIT 10 - A - A* - B - C - A* - B** - B - C

(* turn $\frac{1}{4}$ left on two double steps)
(** turn $\frac{1}{4}$ left on fancy double)

PART A

DRAG VINE DTS(L) DRAG(L) STEP(R) DTS(L) DTS(xib)(R) DTS(L) DTS(xif)(R) RS(LR) RS(LR) (moving left)

ROCKING CHAIR DTS(L) BRUSH-UP(R) DTS(R) RS(LR) (turn $\frac{1}{2}$ to face back)

DOUBLE AND A CHUG DTS(L) DTS(R) RS(LR) CHUG(L)

*** REPEAT ABOVE BACK TO FACE THE FRONT ***

TWO DOUBLES DTS(L) DTS(R)

PART B

BAD STOMP DTS(L) STAMP(R) RS(RL) STAMP(R) RS(RL)

TRIPLE DTS(R) DTS(L) DTS(R) RS(LR) (turn $\frac{1}{4}$ to the right)

*** REPEAT ABOVE TWO MORE TIMES ***

TWIST & CHUG DTS(L) TWIST(left)(BOTH) TWIST(right)(BOTH) CHUG(L)

TWO DOUBLES DTS(L) DTS(R)

TWIST & CHUG DTS(L) TWIST(left)(BOTH) TWIST(right)(BOTH) CHUG(L)

FANCY DBL. DTS(L) DTS(R) RS(LR) RS(LR)

PART C

3 STEP VINE DTS(L) DTS(xif)(R) DTS(L) RS(RL) (move left) DTS(R) DTS(xif)(L) DTS(R) RS(LR) (move right)

T - SLIDE DTS(L) DTS(R) DTS(L) DTS(R) DTS(L) HOP(L) RS(RL) STEP(xib)(R) SLIDE(R) (turn $\frac{1}{2}$ left)

*** REPEAT ABOVE BACK TO FACE FRONT ***

TWO DOUBLES DTS(L) DTS(R)

COME ON BACK

EASY INTERM. LINE.

ARTIST: CARLENE CARTER REPRISE RECORDS. 7-19564
CHOREO: **SALLIE ADKINS,** 4354 CHARLOTTE RD. COLUMBUS, OHIO 43207

WAIT 16 BEATS. LEFT FOOT START.

SEQUENCE: A, B, C, A, B, C, B, C, B, B, C.

PART A:

CARLENE: DS DS(XIB) R TOE(IF) PIVOT 3/4 LT. STEP DS DS DS HEEL(XIF)/SL.

L	R		L	R			L		R	L	R	L			R
&1	&2		&	3			&4		&5	&6	&7	&			8

REPEAT 3 MORE TIMES TO MAKE A BOX.

PART B:

ROCKETTES: DS KICK/H ROCK STEP KICK/H DS KICK/H ROCK STEP KICK/H

L	R	L	R		L	R	L		R	L	R	L		R		L	R		
&1	&	2	&		3	&	4		&5	&	6	&		7		&	8		

4x **SLAP BACKS:** DT(B)/H STEP(IB)

L	R	L

4x **KICK-TURNS:** DS KICK/SL (TURN 1/4 LEFT)

L	R	L

CHAIN ROCKS: DS R S R S R S(MOVE LEFT) DS R S R S R S (MOVE RIGHT)

L	R	L	R	L	R	L		R	L	R	L	R	L	R

PART C:

TOGETHER
FANCY DOUBLE: STEP CLOSE STEP CLOSE DS DS R S R S (RT. ARM MOVEMT)

L	R	L	R	L	R	L	R	L	R
1	&2	&3	&4						

BABY: DS DT(XIF)STEP/FLANGE BO/HEEL BO/HEEL HEELUP/SL

L	R		R	L	L	R	L	R	R		L
&1	&a		2		& a		3		&a		4

TRIPLE: DS DS DS R S (TURN 1/2RT)

R	L	R	L	R

REPEAT ABOVE 3LINES TO BACE FRONT.

1/24/91/ 3am.

```
LIZA JANE                                              EASY INTERMEDIATE
ARTIST: VINCE GILL
CHORED: CAROLE HALL 318-296-4323  GILLIAM LA

WAIT 16 BEATS

PART A

DS TCH (X) H  DS TCH (X) H  DS DS (XIF)  DSRS
 L  R      L   R  L      R   L  R         LRL
&1  &      2  &3  &      4  &5 &6         &7&8

REPEAT SEQUENCE WITH RIGHT FOOT

DS TCH (IF) H T (IB) H RS                          CHARLESTON
 L  R       L R      R LR
&1  &       2 &      3 &4

DS RS RS RS                                        PUSHOFF LEFT
 L RL RL RL
&5 &6 &7 &8

REPEAT SEQUENCE WITH RIGHT FOOT

PART B

DS DS DS STD STD                                   TRIPLE STOMP
 L  R  L  R   L                                      FORWARD
&1 &2 &3  &   4

DS DS DSRS                                         TRIPLE BACK
 R  L  RLR
&5 &6 &7&8

REPEAT SEQUENCE WITH SAME FOOT

DS K (X) H DS K (X) H                              FONTANA BRUSH
 L R     L  R L     R                              TURN 1/4 LEFT
&1 &     2 &3 &     4                              EACH TIME

REPEAT SEQUENCE WITH SAME FOOT

PART C

DS DS (XIF) DS SLUR (IB) S DS BR H DSRS            FANCY VINE
 L  R        L   R       R  L  R L  RLR            ROCKING CHAIR
&1 &2       &3   &       4 &5  & & &7&8            TURN 1/4 LEFT

REPEAT SEQUENCE 3 MORE TIMES

DS DS DS BR H   DS RS RS RS                        COWBOY
 L  R  L  R L    R LR LR LR
&1 &2 &3  & 4   &5 &6 &7 &8
```

```
DS  R  S  R  S  R  S                                  CHAIN LEFT
 L  R  L  R  L  R  L
&1  &  2  &  3  &  4

DS  R  S  R  S  R  S                                  CHAIN RIGHT
 L  R  L  R  L  R  L
&5  &  6  &  7  &  8
```

SEQUENCE: A A B C A B 1/2 OF C

Endless Hiway

Record By: Alison Krauss
Choreo By: Darl Moreland
1979 Crystal Bay E. Dr.
Plainfield, IN 46168
(317) 839-4442

Beginner-Plus Line Dance

Instructions : Wait 16 beats then Start on LEFT foot

Part A:

Sorta Stiff Step	1	DS-DT(ots)-H-RS-DT(ots)-H-RS-RS-DS-RS L R L RL R L RL RL R LR
Chug Turn	1	DS -DT -H (turn 1/2 left) -Tch -H -BR -SL L R L R L R L
Triple	1	DS - DS - DS - RS

*** Repeat Same Footwork To Face Front ***

Part B :

Brush and Rock	1	DS-RS-BR-R(xif)-S-R(xif)-S-R(xif)-BR-DS-RS L RL R R L R L R L L RL
Karate Turn	1	DS - Kick (turn 1/2) - H - S - Kick - H R L R L R L
Fancy Double Turn	1	DS - DS - RS - RS (turn 1/2)

*** Repeat Opposite Footwork - turn right first then left ***

Part C :

Spin Turn	1	DS-DS(xif)-DS -Spin(3/4 rt.)-S-K-DS-DS-RS L R L L L R R L RL

*** Repeat 4 X to Face Front ***

Ending :

Karate Turn	1	DS - Kick (turn 1/2) - H - S - Kick - H L R L R L R
Fancy Double Turn	1	DS - DS - RS - RS (turn 1/2)

Sequence : A - B - C -
A - B - C -
- B - Ending

I CAN'T HELP MYSELF by Four Tops--Motown Yesteryear Easy Line

"Sugar Pie Honey Bunch"

Choregraph by Jean Stephensen
P. O. Box 146
Catawba, SC 29704
(803) 327-CLOG

8 Count wait
4 Toe Touches
2 Triples

A--2 Stomp Doubles
4 Kicks
Chain back Triple forward
Cowboy and Triple back

B--Rocking Chair and Fancy Double turn 1/4 left on rocking chair
Rocking Chair and Fancy Double turn 1/4 left on rocking chair
Rocking Chair and Fancy Double turn 1/4 left on rocking chair
Rocking Chair and Fancy Double turn 1/4 left on rocking chair

C--2 Outhouses
Scotty and 1/2 double turn 1/4 left on 1/2 double
2 Outhouses
Scotty and 1/2 double turn 1/4 left on 1/2 double

D--4 Heel Walk and Chain left
2 Basics and a Triple
4 Heel Walk and Chain left
2 Basics and a Triple

A
B
E--2 Outhouses
Scotty and No Turn
4 Basics

A Facing front and turn on Cowboy
A Facing back and turn on Cowboy
A Facing front no turn

END

For breakdown of steps, call or write. Thanks!

Kim Carson
Director • Instructor

Breezin' Easy Cloggers
Classes • Exhibitions • Demonstrations

21303-CR-44A-E
Eustis, FL 32726
(904) 589-2846

MEMBER
NCHC, FCC
ACHF, C.L.O.G.

Workshops
Judging

Choreography
Exhibition Teams

Shannon Lowery
Competition Team Director

1838 Englewood Way
Snellville, Ga. 30278

404-972-6326

STEP IN TIME

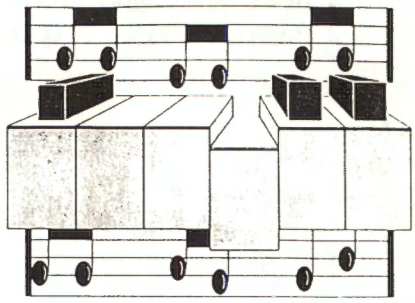

"Until now, I had decided that there were no clogging publications with enough cue-sheets for me...

THIS ONE CHANGED MY MIND!"

There's something for everyone in *STEP IN TIME.* Every issue has "published routines" that cover a wide range of dancer skill level and interest. Whether you are a beginner or accomplished clogger, *STEP IN TIME* is the fastest, easiest way to find new sources of material. Pages of cue sheets from across the nation, new steps, a complete step reference, upcoming events, and editorials related to choreography will be yours in each and every issue.

STEP IN TIME breaks down the process of gathering new material into a cost-saving quarterly publication just for YOU. It will get your taps in motion and very soon you, too, will be sending in your routines to be published and enjoyed by cloggers throughout the country!

YES, I want to receive my own quarterly subscription to the *STEP IN TIME.* Enclosed is my check for $12.00/yr. ($15.00/yr./foreign) made payable to:

STEP IN TIME
3425 Hickory Lane
Deer Park, TX 77536

090791

Stop by the Texas Clogging Council booth to sign up for a FREE one–year subscription to STEP IN TIME! (to be given away daily at this convention)

SOLID INTERMEDIATES

"Life's Too Long (To Live Like This"
By: Ricky Skaggs
From: My Father's Son

CHOREO: BURTON EDWARDS
835 SOCO RD.
MAGGIE VALLEY, NC
28751

Wait 16 Counts

INTRO: H H T T H H B B S S up REVERSE
R R R R R L R L R L

S PB S S PS S PS S S PS PF S PB S S PF S
L R L R L R L R L R L R L R L R L R L

PART A: DS RS RS H CH Triple step(turn to back)
L RL RL L L L R

Basic(½ turn front) DTS Tdrag(360 turn front)
R L R

Twiststep CH
L L

Turning Grapevine Basic(to back) DTS Karate Kick
L R L
Twistingstep CH Grapevine Basic
R R R R

BRIDGE I: Cross Hop Hop Un-Cross
RL RL

BRIDGE II: Side Hops(2)
L Both Feet

PART B: Basic Hop Across Toesin Heelsout
L R LR LR

Running Back CH Basic Basic(to back)
LRLRL L L R

DTS CH DTS CH DTS BRout(½ turn) R up
L R R L L R R RL L

Geraldo Triple
RLRL L

PART C: Basic Slide DTS Slide Repeat
R R L L

Backstep Backstep Tripleback Reverse(LRL)
R L R

BRacross BRout Slide Slide Slide Step BHout x 3 B CH
R R L

BRIDGE III: Triple RS Fancy DB Reverse(RRL)----REPEAT
L L R

SEQUENCE: INTRO, A, BR.I, A, BR.II, B, C, A, B, C, BR.III, A, B, C to end

TEXAS FIDDLE MAN: ASLEEP AT THE WHEEL — INTERMEDIATE LINE
ARISTA: Keepin Me Up All Night
CHOREO: Chip Woodall — Martinez, GA — 404-863-7648

Sequence: A A B (4) SHUFFLES A B C A B BREAK TEXAS FIDDLE BREAK

PART INTRO: WAIT (16) BEATS
TOE HEEL AND WAVE HANDS (16) Beats..

PART A: CHARLESTON TURN SLAP = (8) Beats.
DS TCH FRONT TCH BACK RS DS DBL UP PIVOT 1/2 L. BRSL TH
L R R LR L R R L RR
REPEAT ABOVE STEP TO THE BACK.

LUCY BRUSH OVER = (4) Beats & SWIVEL = (4) Beats
DS BR ACROSS TH(XIF) T(IB) UP DS RS RS RS
L R RR L L L RL RL RL
REPEAT LUCY & SWIVEL RIGHT SIDE.

PART B: RUN STEP = (4) Beats
DS B(XIF) B(OTS) B(XIB) B(OTS) B(XIF) H(OTS)
L R L R L R R
BNC BNC- BNC BNC- BNC- BNC- CHUG
R&L R&L R&L R&L L

(2) BASICS FANCY DBL = (8) Beats
DS RS DS RS DS DS RS RS TURNING 1/2 LEFT.
L RL R LR L R LR LR
REPEAT ALL STEPS ABOVE TO THE BACK.

PART C: TOE HEEL FWD & HEEL CHANGE = (32) Beats
TH TH TH TH (snap) DBL HH HH H H CHUG TURNING 1/4 LEFT
LL RR LL RR L RR LL R L L
REPEAT ALL ABOVE TO FACE (4) WALLS.

BREAK: (8) TOE HEELS IN PLACE
(8) COUNT SHUFFLE IN PLACE

TEXAS FIDDLE BREAK = ENDING
CROSS SWINGS = (8) Beats
SWING LEG ACROSS BACK DS RS - ACROSS BACK DS RS
L L L RL R R R LR
(2) BASICS LEFT LEAD TURNING LEFT 1/2
(2) POT HOLES = (4) Beats
DBL OUT IN CHUG DBL OUT IN CHUG
L R&L RL R R R&L R&L L

REPEAT TEXAS FIDDLE BREAK TO THE BACK.
FOLLOW WITH REPEAT OF THE FOLLOWIG STEPS:
LUCY BRUSH OVER SWIVEL LEFT AND RIGHT
(4) BASICS TURNING LEFT
(4) Shuffles

Oaktown 357 - Cassingle 4KM-44717 (Capitol) (Radio Edit)

Choreo: Jeff Parrott, Tandy Barrett - Stone Mtn., GA
A Possum Parrokeet Production

Intro: Wait 16 Beats

PART A - "If you think you - -"

M J Run

DS	DS(XIB)	R	STOMP	*STEP	STEP	STEP	STEP	STEP	DS RS
L	R	L	R	L	R	L	R	L	R

*Moving right

Kick- out Turn

DS	PUMP KICK TO BACK	PUMP KICK TO FRONT	STEP(XIF)
L	R	R	R

PIVOT TURN(1/2 to right) STEP DS RS
R L R

Repeat PART A facing back - same footwork and turns

PART B -"Rap"

Joey, Run n' Jump

*DS	BALL(XIB)	BALL	BALL	BALL(XIB)	BALL	JUMP
L	R	L	R	L	R	L-R

BOUNCE BOUNCE SLIDE DS RS *Moving forw
L - R L R

Marie Turn

STOMP	DS	STEP	*HOP	STEP	1/2 turn L
L	R	L	L	R	

Fancy Double

DS	DS	RS	RS	Backing up
Ll	R	LR	LR	



Repeat PART B - Same footwork and turns

BREAK I - "Swishes"

HOP(LXIF) HOP(Out) HOP(RXIL) HOP(Out) HOP(LXIF) HOP(Out)

HOP(LXIF) (wt on left) STOMP DS DS RS 1/2 turn left
R L R LR

BREAK II - "Claps"

Basics DS *R(XIF)S DS *R(XIF)S 2 Claps Moving forward
L R

4 Steps back * STEP STEP STEP STEP One clap Repeat BREAK II
L R L R

ENDING DS DS(XIB) R STOMP (huh!)
L R L R

SEQUENCE: INTRO(16 Beats), BREAK I, A B,A B, A BREAK I B,
A BREAK I BREAK II B, A BREAK I BREAK II, A END!

JUST GET UP AND DANCE INT. LINE

BY: AFRIKA BAMBAATAA EMI CASINGLE

CHOREO: CHIP SUMMEY, P.O. BOX 6534, ASHEVILLE, N.C. 28816
(704) 252-9988

SEQUENCE:

WAIT 16 - INTRO - A - B - B - A - C - D - B - C - D - B - A - B - B - END

INTRO

STOMP DBL. STOMP(L) DTS(xif)(R) DTS(L) RS(RL) (move left)

TWO BASICS DTS(R) RS(LR) DTS(L) RS(RL) (full turn right)

*** REPEAT ABOVE BACK TO FACE FRONT WITH RIGHT FOOT LEAD ***

PART A

RHYTHM ROCKER STEP(L) STEP(xib)(R) STEP(L) BRUSH-UP(R) STEP(R) STEP(xib)(L) STEP(R) BRUSH-UP(L)

RS(LR) RS(LR) DTS(L) RS(RL)

TRIPLE DTS(R) DTS(L) DTS(R) RS(LR) (full turn right)

SOCCER TURN DTS(L) DT-BACK($\frac{1}{2}$ turn left)(R) DTS(R) RS(LR)

*** REPEAT ABOVE BACK TO FACE FRONT ***

PART B

ROGER RABBIT STEP(back)(L) STEP(back)(R) STEP(back)(L) RS(RL)

CHAIN DTS(R) RS(LR) RS(LR) RS(LR) (full turn right)

AVALANCHE DTS(L) RS(RL) KICK(R) RS(LR) (turn $\frac{1}{4}$ left)

TRIPLE DTS(R) DTS(L) DTS(R) RS(LR) (3/4 turn right)

*** REPEAT ABOVE BACK TO FACE FRONT ***

PART C

DOUBLE TOE RUN DTS(L) DT(ots)(R) RS(b)(RL) RS(b)(RL) RS(s)(RL) DTS(R) DTS(L) RS(RL)

BACK BRUSH TURKEY DT-BACK(R) BRUSH-UP(R) HEEL-FLAP(R) RS(LR)

FANCY DBL. DTS(L) DTS(R) RS(LR) RS(LR) ($\frac{1}{2}$ turn left)

*** REPEAT ABOVE BACK TO FACE FRONT ***

PAGE TWO

JUST GET UP AND DANCE

PART D

SYNC RUN — STEP (L) RS (RL) STEP (R) RS (LR) STEP (L) RS (RL) DTS (R) DTS (L) RS (RL) (move forward)

BACKLASH — DBL-BACK (R) DRAG (L) STEP (R) DBL-HEEL (L-R) HEEL (L) LIFT (L) (turn ½ left)

TWO BASICS — DTS (L) RS (RL) DTS (R) RS (LR)

*** REPEAT ABOVE BACK TO FACE FRONT ***

END

ONE STEP — STEP (L)



Down At The Twist & Shout
Mary Chapin Carpenter

Solid Int.

Choreography: Naomi Fleetwood
2055 N. 500 W.
Columbus, In 47201
812/342-6115

Wait 16 Beats
Sequence: A-B-A-C-B-A-C-B-A-C+

Part A

Triple/Kick	DTS DTS DTS Kick(Left and Right-IF)	
	L R L R	
Let's Twist	Dbl/Twist(R) Dbl/Twist(R) Dbl/Heel Heel(IF) Chug	
	R Both R Both R L L L	
2 Triple/Slaps	DTS DTS DTS Tch/Toe(IB)-Slap (Slap W/Left Hand) Forward	
	L R L R	
	Repeat Triple Slap - Opposite Foot Moving Backward	
Burton Stamp	DTS Stamp Stamp Stamp (360 L - Clap Hands on Stamps)	
Tammy	DTS DTS Tch(if) Slide-Drag-Chug	
	R L R Both L	
2 Break Its	DTS-Break Heel-Up (Moving Forward)	
	L R L L	
2 Basics Backwards		

Part B

The Mare	DTS DTS DTS Stamp/Dr Heel/St(IF) Tch(IB) RS Kick (Move Left	
	L R L R L R L LR L	
Double Up Turn	DTS DT/H DS/H(IF)* RS (*Put weight on heel)	
	(Turn 1/2 Left on first DTS DT/H)	
Triple	DTS DTS DTS RS	
Repeat Mare, Double Up Turn and Triple to Face Front		

Part C

2 Touch Vines	DTS DTS(IF) DTS(Turn 1/2 R) Tch Toe (IB) (Move L, Turn R)	
	L R L R	
	DTS DTS(IF) DTS Tch Tch Toe (IB) (Moving Right)	
	R L R L	
Repeat Touch Vine to Face Front		

Part C+

4 Touch Vines	DTS DTS(IF) DTS(Turn 1/4 R) Tch Toe (IB) (Move L, Turn R)	
	L R L R	
	DTS DTS(IF) DTS Tch Tch Toe (IB) (Moving Right)	
	R L R L	

 Turn 1/4 On Each To Face All Four Walls - When Music Slows, Drop Head, Palms Up

BALLAD OF SALLY ANN

INT. PLUS LINE

Artist: Mark O'Connor
Choreo: Steve Smith

INTRO: Wait 24 beats

A

1 LONG CHARLESTON DS-KICK-TOE-HEEL-TOE-HEEL-R-S-DSRS-KICK
L R R R L L R L

2 HOP STAMPS DS(XIF)-DS-HOP-STAMP(XIF)-HOP-STEP (Right then Left)
L R R L R L

8 SHUFFLES 2R, 2L, 4R (360) & clap

B

2 SALLY ANNS DS-DD-RS-HEEL PIVOT-STEP---DS-DS-DSRS
---1/2 R---- -forward-
L R R L R L R

C

1 TRIPLE SLAM (diagonal L&R) -forward- DS-DS-DBDB-BO(XIF)/BO(XIB)-SLIDE OUT-DRAG-LIFT
L R L R R L LR LR L

DS-DSRS (going backwards)
L R

8 SHUFFLES 2R, 2L, 4R (360)

Break

GUYS ONLY

1 SAIL AWAY STEP-DS-STEP-DS-STEP
L R L R L

LADIES ONLY

1 ANSWERING STEP STEP-DS-STEP-DRAG-STEP-STEP
R L R R L R

REPEAT ABOVE STEPS

4 SHUFFLES CIRCLE 360 R (clap)

A*---Omit shuffles
C1----Only 4 shuffles in place
C2----Just like "C" but do diagonals to back corners
C*----Omit shuffles

SEQUENCE: A-A*-B-C---A*-B-BREAK-C1-C2----A*-B-C*-B

THE MOTOWN SONG — INTERMEDIATE

CASINGLE BY ROD STEWART — 4:14 Mins

Choreo:Allen & Darla Zion•Top of Texas Cloggers•P.O. Box 8672•Amarillo, TX. 79114•806/353-2374

Wait Through 4 Drum Beats then start

PART A HEEL - BA/S(IB) - BA/HEEL - BA/S(IB) - BA/S(IB) — Motown Walk

L L R L R R L R L
&1 & 2 & 3 & 4 & 5

BA/S(IB) - BA/S(IB) - BA/S(IB) Turn 1/4 Left
R L R L R L

ST - PULL/ST - ST/ST - PULL/ST - ST/ST - SLUR 1/4 RT - — Simone Drag

R L L R L R R L R L
1 2 & 3 4 & 5 &6

DS - R/S
L R L
7 & 8

*****Repeat using Opposite Footwork*****

PART B DS - DS(XIF) - SL/S - DR/S - SL/ S - DR/S - SL/S - DR/S — Whiplash Turn 1 1/2 Left

L R R L L R R L L R R L L R

DS - DR/S - DS - DR/S - DS - DR/S - DS - DR/S — 4 Dragons

L L R L L R L L R L L R

*****Repeat *****

PART C DS - DT(XIF)/SL - DT(OS)/SL - R/S - R/HEEL - ST/ST — Ledford turn 1/4 RT

L R L R L R L R L L R
1 & 2 & 3 & 4 & 5 & 6

DS - R/S - DS - ST(IB) - DS - BR/SL(Turn 1/2 Rt.) - — Slur Turn

L R L R L R L R

DS - DS - R/S - R/S — Fancy Double

L R L R L R

Turn 1/4 Right on HEEL of Ledford

*****Repeat 3 more times *****

BRIDGE DS - DS- R/S - R/S

L R L R L R

SEQUENCE: A-B-C-B-C-A-1/2C-BRIDGE-*B-B-*B

NOTE: On *B turn 1 1/4 on the Samantha's and do 4 times instead of 2

HUMMINGBIRD

MUSIC BY: RICKY SKAGGS EPIC ET45027 INTERMEDIATE
CHOREO BY: SHANNON LOWERY, SNELLVILLE GA
INTRO: WAIT 16 BTS, BEGIN INTRO
SEQUENCE: I AB I ABC ABC BC

INTRO

	&	1	&	2	&	3	&	4	
SCUFF IT		ST	SCUFF-HEEL(XIF)	HOP		ST	SCUFF-HEEL(XIF)	HOP	/REPEAT
		L	R	L		R	L	R	

PART A

COWBOY	DS	DS	DS	BR(XIF)	SL	/MOVING FORWARD
	L	R	L	R	L	
	DS	RS	RS	RS		/TURNING 3/4 WHILE MOVING BACKWARDS
	R	LR	LR	LR		
OUTHOUSE	DS	TCH(OTS)	TCH(XIF)	TCH(OTS)		/REPEAT RF
	L	R	R	R		

****
REPEAT ABOVE
****

DOUBLE	DS	DS	STAMP	HEEL	STAMP	HEEL
STAMP	L	R	L	R	L	R
FANCY	DS	DS	RS(XIF)	RS(OTS)		
DOUBLE	L	R	LR	LR		

****
REPEAT ABOVE
****

PART B

KENTUCKY	DS	DG	ST	DS	DG	ST	DS	DG	ST	DS	DG	ST	/MOVING LEFT
DRAGS	L	L	R	L	L	R	L	L	R	L	L	R	
SHORT	DS	HOP	RS	HOP									/1/2 TURN LEFT
HOP	L	L	RL	L									
TRIPLE	DS	DS	DS	KICK									
HOP	R	L	R	L									

****
REPEAT ABOVE
****

PART C

RUN	DS	RS(XIF)	RS(XIB)	RS(XIF)	/MOVING LEFT
	L	RL	RL	RL	
TRIPLE	DS	DS	DS	RS	/TURN 3/4 RIGHT
	R	L	R	LR	

****
REPEAT 3 MORE TIMES MAKING A BOX
****

"CRAZY HORSE HOP" Level: INT.

MUSIC: SINGLE CASSETTE TAPE, LARRY MANGUM, MANGUM/ALFORD RECORDING STUDIO, JACKSONVILLE, FLORIDA

CHOREO: Marge Callahan, Jacksonville, Florida

INTRO : Wait 18 Beats, Start with LEFT foot

* * * \

HEEL BEATS	TIMES	STEP	PART A cont'd
			"VINE CHAIN"
16	(2)	L DS / R DS(XIF) / L DS(OTS) / R DS(XIB) / L DSRSRSRS(Full turn Lt.) (Move Lt. turn Lt. - Move Rt. turn Rt.)	
2	(1)	L DS / R DS	(ADD TWO)
34	(1)	REPEAT CHORUS (OCONEE-2 BASICS 1 TRIPLE-BONNIE-ADD 2	
		(INTERLUDE)	"2 BASICS TRIPLE ½ LT"
8	(1)	L DSRS / R DSRS / L DS / R DS / L DSRS(Turn ½ Lt. to face back)	
8	(1)	R DS &1 / L DS &2 / R DS &3 / L DT/BOUNCE & / L&R 4 (Land on ball of both feet, toes turned in, weight primarily on Rt.)	"SILVER RUN"
		pause & / L HOP(XIB) 5 / R HEEL/BALL(OTS) & 6 / L HEEL/STEP & 7 / R DS(OTS) &8	
16	(1)	REPEAT ABOVE 16 beats same footwork & turn direction	
2	(1)	L DS / R DS	"ADD TWO"
		(PART B)	"PUSH & A ROCKING CHAIR"
16	(2)	L DSRSRSRS(Move LT.) On repeat move RT. / R DS / L BR(UP) / R H / L DSRS	
4	(1)	L DSRS / R DSRS	"TWO BASICS"
34	(1)	REPEAT CHORUS(OCONEE-2 BASICS 1 TRIPLE-BONNIE-ADD 2	
34	(1)	REPEAT INTERLUDE(2 BASICS-1 TRIPLE- SILVER RUN- 2 BASICS-1 TRIPLE- SILVER RUN-ADD 2)	
20	(1)	REPEAT PART B(PUSH-ROCKING CHAIR-PUSH-ROCKING CHAIR- 2 BASICS)	
34	(1)	REPEAT CHORUS(OCONEE-2 BASICS 1 TRIPLE-BONNIE-ADD 2	
		(ENDING)	
25	(1)	TWO "TRIPLES" - ONE "OCONEE LOOP" - ADD ONE R STOMP	

SEQUENCE-CH-A-CH-INT-B-CH-INT-B-CH-ENDING

ABBREVIATIONS: DSRSRSRS=Double toe step rock step rock step rock step. DSRS=Double toe step rock step.DS=Double toe step.DT=Double toe. DR/SL=Drag slide.DR=Drag. (XIF)=Cross in front.(XIB)=Cross in back. (OTS)=Out to side.(X)=UNCROSS.(B)=Back.(F)=Front.BR=Brush.H=Heel. +=Weight bearing foot.

Marge Callahan
7224 Kivler Drive
Jacksonville, Fl. 32210
1-904-771-7987

CARL'S CLOGGING SUPPLIES
Rt. 1, Box 208A,
Aiken, S.C. 29801
1-800-848-6366(Orders only)

PUT YOURSELF IN MY PLACE INT LINE

Pam Tillis, Arista 12268-7 Time: 2:48

Choreo: Tandy Barrett, Jeff Parrott, Stone Mountain, GA

Intro: Wait 8 Beats

PART A

2 Basics - Loop	DS RS DS RS DS DT(B) STEP(XIB)(1/4 turn right) SL L R L R R R
Repeat	PART A 3 more times - same footwork and turns

PART B

Charleston	DS TCH(F) SL BALL-STEP TCH(B) SL L R L R L R
Brush around	DS BR(XIF) SL BR(OTS) SL BR(Around in back) SL L R L R L R L
Repeat	Charleston & Brush Around - Opposite footwork
Cowboy	DS DS DS KICK (forward) DS RS RS RS (Backing) L R L R R LR LR LR
Basics around	DS RS DS RS (full turn left) L R
Cowboy	DS DS DS KICK (Forward) DS RS RS RS (Backing) L R L R R LR LR LR

PART C

Push Off & Triple	DS RS RS RS (Moving left) DS DS DS RS L RL RL RL R L R LR
Country Kick	DS RS DRAG SRS *DS DS RS KICK (1/2 turn left) L L RLR L R LR L
Repeat	PART C - same footwork - facing back - turn to face front

PART D

Karate Turn Fancy Double	DS PIVOT (1/2 to left) STEP SL DS DS RS RS L L R R L R LR LR
Repeat	KARATE & Fancy Double
Kicks (3)	DS KICK DS KICK DS KICK (Full turn left) L R R L L R
Triple Hop & 2 Basics	DS DS DS HOP (Forward) DS RS DS RS (Backing) R L R R L R

ENDING

Stomps & Basic	STOMP STOMP DS RS L R L &1 &2 & 3 & 4 &5 &6
Triple Hop & Basics	DS DS DS HOP (Forward) DS RS DS RS (Backing) R L R R L R &1 &2 &3 & 4 &5 &6 &7 &8
4 Steps & Stomp	DS DS DS DS STOMP L R L R L &1 &2 &3 &4 & 5

SEQUENCE: A B C D, A B C D, C 1/2 D (Add one extra kick & omit triple hop & basic), END "685"

SOMETHING TO TALK ABOUT: BY BONNIE RAITT INT. LINE
Choreo: Scotty Bilz and Chip Woodall
404-879-1983/ 404-863-7648

SEQUENCE: I A B C A B C D B C B C I

INTO: Wait (16) Beats
HEEL STEP : HS TS(XIB) DS RS HS TS(XIB) DS RS
LL RR L RL RR LL R LR
REPEAT HEEL STEP LEFT AND RIGHT ONCE MORE.

PART A: (2) BASICS. TURN 1/4 LEFT ON #1. TURN 1/2 RIGHT ON #2.
LEFT THEN RIGHT.
(1) FANCY DBLE. TURN 3/4LEFT.
LEFT FOOT.

CROSS SWING. DBL(XIF) DBL DN DBL(XIF) DBL DN
L L R R
HEEL CHUG. DS DBL DN BNC HEEL CHUG.
L R R&L L L

REPEAT ALL ABOVE TO THE BACK.

PART B: SCOOTER. DS SCT RS SCT RS RS DS DS RS
L L RL L RL RL R L RL
SCOOTER. REPEAT SCOOTER TO THE RIGHT

(2) BASICS. DS R(XIF) S DS R(XIF) S. MOVING FWD.
L R L R L R
MTN. GOAT. DS R(XIF) S R(OTS) S B SL
L R L R L R R

(4) BASICS. L-R-L-R. TURNING 1/4 LEFT BACKING UP.

PART C: HEEL STEP HS TS(XIB) DS RS 1/4 LEFT. SNAP (4) cts.
LL RR L RL R HAND/SHAKE
REPEAT (4) TIMES TO ALL WALLS.

PART D: DRAG STEP DS RS DR STEP RS (360° DS DS RS CHUG)
L RL L RXIF LR L R LR L
TRP KICK. DS DS DS CHUG.MOVING FORWARD
L R L R
TRP RS. DS DS DS RS. MOVING BACK TO PLACE.
R L R LR
REPEAT ALL THE ABOVE STEPS AGAIN!!!

IF THE DEVIL DANCED (In Empty Pockets)

LEVEL: Intermediate
MUSIC:: Epic 34-73747 Joe Diffie
CHOREO: Charlie Burns 111 Armitage Dr. Richmond, Ky. 40475
INTRO: Start on 9th beat. (606) 624-3277

\- PART "A" - - - - - - - - -

1 Charleston DS KICK TOE HEEL TOE HEEL
L R R R L R

1 Bend It Over DS DS(xib) PAUSE BO/TOE(ots) BO/H(if) SL
L R L R R L R

2 Drag Step & Basic DS DR ST(xif) DSRS (repeat right foot)
L

REPEAT PART A

\- PART "B" - - - - - - - - -

1 Hand Jive ST ST ST HOP ST HOP ST ST DS DS DS DS
L R L L R R L R

(360 right)
1 Devil Step RS DT H RS DT H RS DS DS RS
LR L R LR L R LR

REPEAT PART B

\- BREAK - - - - - - - - -

(moving left)
2 Drag Step & Twister DS DR ST(xif) DS DR ST(xif) & SIDE TWISTER (repeat R)
L L R

SEQUENCE: A B
A B
BREAK
A B ENDING: Hand Jive

SHE'S IN LOVE WITH THE BOY — INT LINE

By: Trisha Yearwood

Choreo: Scotty Bilz - Another "Awesome Possum" Routine

Intro: 16 Beats

SEQUENCE A

Jump Chug, 1 Basic, Fancy Double	JUMP	CHUG	DS	RS	DS	DS	RS	RS		
	L-R	R	R	LR	L	R	LR	LR		
Cowboy	DS	DS	DS	BR	SL	DS	RS	RS	RS	(turn 1/2 left on Cowboy
	L	R	L	R	L	R	LR	LR	LR	to face back)

Repeat to face front

SEQUENCE B

Clog Over Vine	DS	DS(XIF)	DS	DS(XIB)	DS	DS(XIF)	DS	RS
	L	R	L	R	L	R	L	RL

L.O.A. Step	DBL	HOP(XIF)	DBL	HOP(XIB)	DBL	HOP(XIF)	HEEL	CHUG
		R		L		R	R	R

Triple	DS	DS	DS	RS	(Turn to back right)	Repeat to front
	R	L	R	LR		

SEQUENCE C

Single Shuffle	DS	SHUFFLE	SHUFFLE	SHUFFLE	(TCH Right Toe out in front)
	L	L	L	L	

Basics	DS	RS	DS	RS
	R	LR	L	RL

2 Outhouse	DS	TCH(XIF)	TCH(OS)	TCH(XIF)	Repeat left foot
	R	L	L	L	

Repeat Sequence C

SEQUENCE D

Twist, Triple 3/4	DS	DBL	TWIST	STEP	RS	DS	DS	DS	RS	Repeat 2 more times
	L	R	R	L	RL	R	L	R	LR	

Joey	DS	BALL	BALL	BALL	BALL	BALL	STEP
	L	R	L	R	L	R	L

2 Flea Flicker Triple	DT	DS	DT	DS	DS	DS	DS	RS
	R	R	L	L	R	L	R	LR

4 Basics	DS	RS	DS	RS	DS	RS	DS	RS
	L		R		L		R	

SEQUENCE: A B C D
A B C D
D D

Only Daddy That'll Walk The Line

Record By: Ricky Skaggs and Waylon Jennings

Choreo By: Darl Moreland
1979 Crystal Bay E. Dr.
Plainfield, IN
(317) 839-4442

Chip Woodall
4345 Hammond Dr.
Martinez, GA
(404) 863-7648

Intermediate Line Dance

Instructions : Wait 8 beats ; Start on Left Foot

Intro:

Skuff Up	2	DS - DS/Skuff - S/Skuff - S L R L L R R

Part A :

Drag Back & Rock	1	DS -DS (*xif*) -Drag -RS -Drag -RS -DS -DS -RS L R R LR R LR L R LR
Kinda Maggie	1	DS -DT / H -pause -H -H -Lift (*turning 1/2 left*) L R R L L L
Fancy Double	1	DS-DS-RS-RS
Drag Back & Rock	1	DS -DS (*xif*) -Drag -RS -Drag -RS -DS -DS -RS L R R LR R LR L R LR
Kinda Maggie	1	DS -DT / H -pause -H -H -Lift (*turning 1/2 left*) L R R L L L

Part B :

Fancy Dbl Brush	1	DS - DS - RS - RS - Br - Sl L R LR LR L R
Out Together	1	DT (*ots*)/H - Hop- S(*ots*) /H -Hop -H -H - Lift L R B R L B L L L
Basics	2	DS - RS (*turning 360º to the left*)

Bridge:

Skuff Up	1	DS (*turn 1/4 left*)- DS/Skuff - S/Skuff - S L R L L R R
Almost A Pólka	1	DT - H(*f*) - H (*f*) - T (*b*) - T (*b*) - H - H - Lift L R R R R L L L

*** Repeat 3 X Same Footwork ***

Skuff Up	1	DS (*turn 1/4 left*)- DS/Skuff - S/Skuff - S L R L L R R

Sequence : Intro - A - B -
A - B - Bridge - B -
A - B (minus Basics) - B - Drag Back Rock Stomp

Unbelievable

By: EMF (Single Version) Time: 3:24 Mins. Int. Line
Choreography: Adam & Josh King, Yellow Rose, 5210 Sanford
Houston, Tx 77035 (713) 729-7437
Wait 24 Beats...

Part A

```
DS DS DS (Move L) Hop Hop Hop(Turn 1/2 R) ST DS DS RS      EMF
l  r  l            l   l   l               r  l  r  lr
&1 &2 &3           &   4   &               5  &6 &7 &8
DT/ST SLIDE(Pull in) Tch(xib) Tch(xib)(SL R Hand over L)  JIVE
l  bo   bo            r        r

ST DS DS RS                                          STOMP DOUBLE
r  l  r  lr
```

Repeat Part A, same footwork, to face front.

Part B

```
SCUFF SLIDE HEEL(Hit) STOMP  SCUFF SLIDE HEEL STOMP      UNCLOGS
  l     r     l          l      r     l    r     r

DS DS RS RS (Turn 1/2 L)                             FANCY DOUBLE
l  r  lr lr
```

Repeat Unclogs to the back then do...

```
Step Step Step Step (Turn 1/2 L)                         PUSH IT
 l    r    l    r
```

Part C

```
Scoot Scoot (R arm over head) Scoot Scoot (L arm)         SCOOTS
 bo    bo                      bo    bo

Step Kick (Snap fingers)  Step Kick (Turn 1/2 L)      STEP KICKS
 l    r                    r    l
```

Repeat Part C to face back.

Bridge

```
ST RS ST RS ST R ST RS ST RS ST                       DQUBLE TIME
l  rl r  lr l  r l  rl r  lr l

DS DS DS DS(Turn 360 R) DT/Kick Kick Kick RS(Turn 1/2 L) DOUBLES
r  l  r  l              r   l    r    l   lr              PAWS
                        &a  5    6    7   &8
```

Repeat Bridge to face front.

SEQUENCE: A-B-C-A-B-C-C-Bridge-A-B-B-C-C-Bridge-C-C

JOY IN MY HEART — INT I

(THIS IS AN UPBEAT GOSPEL TUNE)

RECORD BY: WALT MILLS REVIVAL'S IN THE LAND TODAY
HOMELAND RECORDING AND PUBLISHING HC-9043
CHOREO: BARRY D. FAYNE, 240 WUTHERING HEIGHTS DRIVE
COLORADO SPRINGS, CO 80921 (719) 481-CLOG

WAIT 16 BEATS **SEQUENCE:** INTRO A B BREAK C A B A B A END

INTRO

DT(B) BR/UP DS R/S DS R/S DS R/S L L L R L R L R L R L	HARD STEP AND 2 BASICS
DS DS DS BR/TURN 180° DS DS DS R/S R L R L L R L R L	TRIPLE KARATE & TRIPLE
REPEAT ALL ABOVE USING OPPOSITE FOOTWORK	
DT(B) BR/UP DS R/S DS R/S DS R/S L L L R L R L R L R L	HARD STEP AND 2 BASICS
DT(B) BR/UP DS R/S DS R/S DS R/S R R R L R L R L R L R	HARD STEP AND 2 BASICS
DS KICK TCH(XIF) TCH(OTS) L R R R	OUTHOUSE
DS KICK TCH(XIF) TCH(OTS) R L L L	OUTHOUSE

PART A

DS R/S DS R/S DS DS R/S KICK L R L R L R L R L R L	2 BASICS & FANCY KICK
TOE HEEL TOE HEEL TOE HEEL TOE HEEL L L R R L L R R	TOE WALKS (CLAP HANDS)
DS DS DS R/S L R L R L	TRIPLE
DR/KICK S DR/KICK S DR/KICK S DR/KICK S L R R R L L L R R R L L	DRAG KICKS (ARMS UP)
DS DS DS R/S R L R L R	TRIPLE

PART B

DS TCH LIFT TCH LIFT TCH LIFT L R R R R R R	HILLBILLY
DS TCH LIFT TCH LIFT TCH LIFT R L L L L L L	HILLBILLY

JOY IN MY HEART (CONT)

```
DS KICK  DS KICK                                        INDIANS
L    R   R   L

DS DS DS R/S (TURN 360° LEFT)                           TRIPLE
L  R  L  R L

REPEAT USING OPPOSITE FOOTWORK AND TURNS

DS DT(XIF) DT(OTS) BALL/BALL(XIB) BALL/BALL(UNX)        SCOTTY
L  R       R       L    R         L     R
&1 &2      &3        &              4

STO DS DS R/S
 R  L  R  L R
```

BREAK

```
HEEL (TURN 180°) S  DS R/S  DS DS DS R/S                HEEL TURN &
 L    (LEFT)    R   L  R L  R  L  R  L R                 TRIPLE

DS DS DS BR/SL  DS DS DS R/S(TURN 180° L)               TRIPLE BRUSH &
L  R  L  R  L   R  L  R  L R                             TRIPLE

DS KICK DS R/S (TURN 1/4 LEFT)                          ROCKING CHAIRS
L   R   R  L R
```

REPEAT ROCKING CHAIR 3 MORE TIMES

PART C

```
KICK KICK DS R/S  KICK KICK DS R/S                      COTTON-EYED JOE
  L   L   L  R L   R    R   R  L R

DS R/S  DS R/S  DS DS DS R/S                            2 BASICS AND
L  R L  R  L R  L  R  L  R L                             A TRIPLE
```

REPEAT ABOVE USING OPPOSITE FOOTWORK

```
DS DS(XIF) DR S DR S R/S DS DS R/S                      SAMANTHA
L  R       R  L L  R L R L  R  L R
```

END

```
TOE HEEL TOE HEEL TOE HEEL TOE HEEL                     TOE WALKS
 L   L    R   R    L   L    R   R

DS DS DS R/S                                            TRIPLE
L  R  L  R L

DR/KICK S DR/KICK S DR/KICK S DR/KICK S                 DRAG KICKS
L   R   R R   L   L L   R   R R   L   L                 (ARMS UP)

DS R/S DS R/S DS R/S DS R/S                             4 BASICS
R  L R L  R L R  L R L  R L
```

STEVENS



. . . THE NAME IN CLOGGING!



GREAT SOUNDING TAPS !

THIN . . WILL NOT CURL UP YOUR TOES

VIDEOS by:

* TANDY BARRETT
* JAY DUMCUM
* NAOMI FLEETWOOD
* ORVIE HAUN
* PAULA TRASK-HESKETT
* DARL MORELAND

CALL FOR FREE CATALOG !

STEVENS WORLDWIDE ,INC
P.O. BOX 112
MERCER,PA. 16137

CALL TOLL FREE
1-800-722-8040 USA
1-800-544-7824 CANADA

CLOGGING TAPS, TEACHING TAPES, AND OTHER CLOGGING PRODUCTS.

ADVANCED

GOOD VIBRATIONS
Advanced Line Dance (RAP MUSIC)
RECORD: "Good Vibrations" by Marky Mark and the Funky Bunch, Interscope Records 7 4-93704
CHOREO: Jeff Driggs 29A Lake Chaweva Cross Lanes, WV 25313 (304)776-5233

WAIT 32 BEATS **RIGHT FOOT LEAD**

PART A

```
KICK TCH(B) KICK TCH(OTS) KICK TCH(B) KICK S
R    R      R    R        R    R      R    R
1    2      3    4        5    6      7    8
```

KICKS

Do a **KARATE TURN** and a **TRIPLE**

REPEAT KICKS, KARATE AND TRIPLE TO FACE FRONT

PART B

```
BO H(OTS) BO H(OTS) BO H(OTS) BO H(OTS)
LR R      LR L      LR R      LR R
&  1      &  2      &  3      &  4
```

BOUNCE HEEL
Repeat on left foot

```
SL DR SL DS R S  DS DS R S R S
LR LR R  L  R L  R  L  R L R L
5  &  6  &7 & 8  &9 10 & 11&12
```

SHUFFLEup BASIC, FANCY DOUBLE
Turn 1/2 right on F.D.

REPEAT BOUNCE HEELS, SHUFFLEup BASIC AND FANCY DOUBLE TURN TO FACE FRONT.

PART C

```
TCH(XIB) SKUFF-UP S R S R S CHUG S CHUG
R        R        R L R L R L    L R
1        2        3 & 4 & 5 6    7 8
```

JAZZ TRAVEL
Clap under knees on chugs

```
BO BO S R S  DS DS DS R S
L  L  R L R  L  R  L  R L
1  2  3 & 4  &5 &6 &7 & 8
```

HOLDIT, TRIPLE TURN
Hold under knee, turn R 360
1/2 right on triple to back

REPEAT JAZZ TRAVEL, HOLDIT AND TRIPLE TURN TO FACE FRONT

PART D

```
DBL-DBL S/H SL S S S STOMP S DS S STOMP DS R S
R       R L R  L R L R     L R  L R     L  R L
&  a  1  & 2  & 3 & 4     & a5a& 6     &7 & 8
```

CHRIS STEP

```
DS R(XIF) S R S S(XIB) SL  DS R S DS R S
R  L      R L R L      L   R  L R L  R L
&1 &      2 & 3 &      4   &5 & 6 &7 & 8
```

MOUNTAIN GOAT, 2 BASICS

HAMBONE BREAK

Do **HAMBONE, BUCK TRIPLE AND 2 BUCK BASIC, REPEAT**

END

Do a **CHRIS STEP, THEN STEP, HEEL, TOE, POSE**

SEQUENCE: A-B-C-D-B-C-D-B-HAMBONE BREAK-C-D-B-C-A-B-B-A-END

LIFE'S TOO LONG (TO LIVE LIKE THIS) ADVANCED

RECORD BY: RICKY SKAGGS EPIC RECORDS 34-73947 3:30
CHOREO: BARRY D. FAYNE, 240 WUTHERING HTS DRIVE
COLORADO SPRINGS, CO 80921 (719)481-CLOG

Wait 16 beats. SEQUENCE: INTRO A B C BREAK 1 A C BREAK 1
BREAK 2 D B 1/2 BREAK 2 B FIRST 2 STEPS IN C

INTRO

DS K R/S KICK DS DS H(TURN 1/2 LEFT) ST	ROCK KICK &
L R R L R R L R L	DOUBLE HEEL TURN
DS KICK R/S K DS DS DS DS (TURN 1/2 LEFT)	ROCK KICK &
R L L R R L L R L R	4 SINGLES
DS R/S R/S R/S (TURN 360° LEFT) DS R/S DS R/S	CHAIN TURN &
L R L R L R L R L R L	2 BASICS
DS R/S R/S R/S (TURN 360° S(IB) S(IB) S(IB) S(IB)	CHAIN TURN &
R L R L R L R RIGHT) L R L R	STEPS (TURN 180°)

PART A

DS DS(XIF) DS DS(XIB) DS DS(XIF) DS R/S	CLOG OVER VINE
L R L R L R L R L	
DS(XIF) SL S(IB) DR S(IF) SL S(IB)	WHIPLASH
R R L L R R L	
DS DS DS R/S (TURN 1/2 LEFT)	TRIPLE
R L R L R	

REPEAT ABOVE USING SAME FOOTWORK

DS DS **(DO THESE SINGLES FIRST TIME ONLY)**	2 SINGLES
L R	

PART B

DS DS(XIF) DR S DR S R/S DS DS R/S	SAMANTHA
L R R L L R L R L R L R	
(TURN THE SAMANTHA 1 1/4 RIGHT TO FACE RIGHT)	
DS SL R/S SL R/S S SL DS DS R/S	COLE STEP
L L R L L R L R R L R L R	
(FACING RIGHT, MOVE RIGHT TURN 3/4 LEFT ON THE DOUBLE BASIC TO FACE REAR)	

REPEAT SAMANTHA TURNING 1 1/4 RIGHT TO FACE LEFT

DS SL SL DS SL SL DS DS R/S KICK	POPEYES & FANCY
L L L R R R L R L R L	KICK
(FACING LEFT, MOVE LEFT TURN 3/4 LEFT ON THE FANCY KICK TO FACE FRONT)	
DS DS **(DO THE SINGLES THE FIRST TIME ONLY)**	SINGLES
L R	

LIFE'S TOO LONG (CONT)

PART C

```
DS BR TCH(XIF) TCH(XIF) TCH(UNX) TCH(XIF) DS R/S   CROSS TOUCHES
L  R   R        R        R        R       R  L R

DS DS DS BR SL  DS R/S R/S R/S                     COWBOY ROLL
L  R  L  R  L   R  L R L R L R
          (MOVE FORWARD ON THE TRIPLE BRUSH, THEN
           TURN 1/2 LEFT ON THE CHAIN WHILE MOVING BACK)
```

REPEAT CROSS TOUCHES USING **SAME** FOOTWORK

```
S(XIB) R/S  S(XIB) R/S                             STEP ROCKS
L      R L  R      L R

S(XIB) S(XIB) S(XIB) S(XIB) (TURNING 1/2 LEFT)     STEP BACKS
L      R      L      R
```

BREAK 1

```
DS DS(XIF) DS STAMP STEP (TURN 1/2 LEFT)           RICKY TURN
L  R       L    R    R

STO DS R/S R/S (TURN 3/4 LEFT)                     STOMP FANCY DBL
L   R  L R L R
```

REPEAT 3 MORE TIMES, END FACING FRONT

BREAK 2

```
DS R(IF) S R(IB) S KICK                            CHARLESTON BRUSH
L  R     L R     L  R

DS DS DS R/S (TURN 1/4 LEFT)                       TRIPLE
R  L  R  L R
```

REPEAT 3 MORE TIMES, MAKING A BOX

PART D

```
DS BR TCH(XIF) TCH(XIF) TCH(UNX) TCH(XIF) DS DS    FANCY CROSSES
L  R   R        R        R        R       R  L

DS BR TCH(XIF) TCH(XIF) TCH(UNX) TCH(XIF) DS DS    FANCY CROSSES
R  L   L        L        L        L       L  R

DS DS DS BR SL  DS R/S R/S R/S                     COWBOY ROLL
L  R  L  R  L   R  L R L R L R
          (MOVE FORWARD ON THE TRIPLE BRUSH, THEN
           TURN 1/2 LEFT ON THE CHAIN WHILE MOVING BACK)

DS R/S DS R/S DS DS R/S KICK (TURN 1/2 LEFT ON R/S)  BASICS &
L  R L R  L R L  R  L R  L                           FANCY KICK
```

REPEAT ALL ABOVE, END FACING FRONT

THE DEVIL CAME UP TO MICHIGAN ADVANCED LINE DANCE

Cassette Single: "The Devil Came Up to Michigan" by K.M.C. Kru, Curb Records 4KM-76884; time 3:47
Choreo: Chip Futrell, P.O. Box 565, Denton, NC 27239 (704)869-3333
Intro: Wait 8 beats. Start with the left foot.

BREAK 1 - 16 BEATS

# TIMES	STEP	DIRECTIONS
8	DT BO DT BA L R L L e & a 1	"Doubles"
	(xif) (unx) (xif)	
1	DT BA BR BO TP BA TE BO BR BO TP BA TE BO L L R L R R L R L R L L R L &a 1 e & a 2 e & a 3 e & a 4	"Airplane"
	(unx) (xif) (unx) (xif) (unx)	
	BR BO TP BA TE BO BR BO TP BA TE BO BR BO HL ST R L R R L R L R L L R L R L R R e & a 5 e & a 6 e & a 7 e & a 8	

PART A - 32 BEATS

2	DS DS DT DT BA TP BO L R L L L R L &1 &2 &a 3e & a 4	"Foot Slap" Move forward.
2	DS DT BO SP L R L R &1 e& a 2	"Modified Canadian Basics"
1	DS DT SL BA BA BA SL L R R L R L L &1 & 2 & 3 & 4	Turn 1/2 left.

*REPEAT THIS SEQUENCE ONCE MORE.

PART B - 32 BEATS

	(xif)	
1	DS DS DS BA SL L R L R R &1 &2 &3 & 4	"Three Step Turn" Move left; turn 360º right on 4.

```
                (xif)                    (xif)
1     DT KK-R  BA-R  KK-R  BO  KK-L  BA-L  SL      "Nerd"
      L  BA-L  BO-L  BO-L  L&R BO-R  BO-R  R
      &  1     &     2     &   3     &     4

1    DS DS DS RS                                   "Triple Basic"
     L  R  L  RL                                   Turn 1/2 left.
     &1 &2 &3 &4

        (xib)        (unx)
1    DS  TE  PA  BO  TE  BA  HL  BA  BA  ST        "Syncopation"
     R   L   L&R R   L   L   R   R   L   R
     &1  e   &   a   2   &   3   e   &   4
```

*REPEAT THIS SEQUENCE ONCE MORE.

<u>BREAK 2 - 16 BEATS</u>

```
2    DR ST DR ST DR ST DR TH                       "Runs" Move left
     R  L  L  R  R  L  L  R                        then right.
     &  1  &  2  &  3  &  4

4    BO  KK-L  BO  BO                              "Kicks"
     R   BO-R  R   L&R
     &   1     &   2
```

<u>PART C1 - 56 BEATS</u>

```
        (xib)   (unx)
1    ST  DS  RK  HL  PA  RS  ST  DS  DS  DS        "M.J. Pull" Turn
     L   R   L   R   L&R LR  L   R   L   R         1 1/4 right.
     1   &2  &   3   &   4&  5   &6  &7  &8

1    DS  HL  BA  HL  ST  TH  RP  BA  TH  RP  BA    "Replace Turn"
     L   R   R   L   L   R   L&R R   L   L&R L     Turn 1 1/4 on
     &1  e   &   a   2   e   &   a   3   e   &     5, 6, 7, 8.

     TH  RP  BA  RS  DS  DS  DS
     R   L&R R   LR  L   R   L
     a   4   e   &5  &6 &7  &8
```

*REPEAT THIS SEQUENCE ONCE MORE, THEN ADD

```
1    DS KK-R KK-R BA TE BA BA SL                   "Kick Turn"
     L  BO-L BO-L R  L  L  R  R                    Turn 1/2 left
     &1 &    2    &  a  3  &  4                    on 4.

2    DT  BO  BO  SL                                "Bounce"
     L   L&R L&R L
     &a  1   &   2
```

*REPEAT THIS SEQUENCE ONCE MORE, THEN ADD

4	BO	KK-L	BO	BO	"Kicks"
	R	BO-R	R	L&R	
	&	1	&	2	

BREAK 3 - 8 BEATS

8	BO	HL-R	"Bounce Kick"
	L&R	BO-L	
	&	1	

PART C2 - 40 BEATS

1	M.J. Pull
1	Replace Turn
	Repeat
1	Kick Turn

PART D - 64 BEATS

1	BO	KK-L	BO	BO	BO	KK-R	BO	ST	Turn 1/4 right
	R	BO-R	R	L&R	L	BO-L	L	R	on beat 4.
	&	1	&	2	7	3	&	4	
4	DR	ST							"Runs" Move left.
	R	R							
	&	1							

*REPEAT THIS SEQUENCE THROUGH THE END OF SONG.

SEQUENCE: Break 1, A, B, A, B, Break 2, C1, Break 3, A, B, Break 2, C2, Break 3, Break 1, A, D

ABBREVIATIONS: DT, double toe; BO, bounce; BA, ball; BR, brush; TP, tap; TE, toe; HL, heel; ST, step; DS, double step; SP, stamp; SL, slide; KK, kick; RS, rock step; PA, pause; TH, touch; RK, rock; RP, replace; (xif), cross in front; (unx), uncross; (xib), cross in back



12312 E. 53RD ST
KANSAS CITY, MO
64133

NOW THAT WE FOUND LOVE LEVEL: ADVANCED

RECORD BY: Heavy D. & The Boyz, MCA Records Cassette Single
CHOREO BY: Missy Pearson (+help:Cindy Robinson & Becki James)
Wait 4 beats

Part A:

```
CHRIS      DS DB(B) DB DB B H S T/B H/B SCUFF/S TCH K TCH K
COLE       L  R     L  R  B B L  R   L     R     L  L  L  L

THE SPIN DS D(X) S S DS D(X) S S DS D(X) S S D(O) S S T SL
CYCLE     L  R    R L R  L    L R L  R    R L R    R L R R
    (turn 1/2 Left )
*****REPEAT PART A TO FACE FRONT*****
```

Part B:

```
COWBOY     DS DS DS BR/SL DS RS RS RS (Forward 1/2L & Backing)
           L  R  L  R  L  R  LR LR LR

HEAVY D.   DS DB/SL DB/B H(O) B H(O) S SCUFF-H(360L) DS RS
STEP       L  R  L  R  B L    L L    L  R           R  LR
*****REPEAT PART B TO FACE FRONT*****
```

Part C:

```
MATINGLY   DS DS RS S(O) T(B) BR/SL DS DS S BR/SL
           L  R  LR L    R    R  L  R  L  R L  R

EASE ON    HOP H S S HOP H S S H-SPIN(1/2R) S DS DS
DOWN THE    R  L R R L  L  R L R L           R L  R
ROAD
*****REPEAT PART C TO FACE FRONT*****
```

Part D:

```
MISSY'S    DS H/DR T/S H/DR T/S H/DR T/S  H/DR T/S H H/B T/S
SMOOTH     L  R L  R R L  R  L L R L  R R  L  R  L L R L L R R
STEP
           D/B TCH(XIF) SL(O) DR S S DR S S DS DS DS DS RS
            L   R       R    R  L R R  L R L  R  L  R  LR
         (turn 1/2 L on ds ds ds rs)
*****REPEAT PART D TO FACE FRONT*****
```

BREAK:

TRIPLE BR (forward), TRIPLE (back), 2 BASICS, & CHAIN (1/2)
*****REPEAT BREAK TO FACE FRONT*****

SEQUENCE: ABC ABC A D B *A*A 1/2D BREAK AB 1/2D

(Note *A Turn 3/4 L each time to face each wall)

I'LL BE GONE

by Clint Black (Killin' Time)

Advanced Intermediate Line Dance
Choreo: Burton Edwards, Cameron Chappell

Sequence: ABC Bridge ABC Bridge Ending

A: Burton Turnaround (full turn on + of 3, 1/4 L before chug)

DS	Dxif	Dout	Split	L	Turn L	S	DS	Chug	Basic
L	R	R	L/R		L	R	L	R	R
+a1	+a2	+a	3		+	4	+a5	+6	+a7+8

Travelling Rock Chug (move L toward back of room)

DS	T	B	H	B	T	B	H	B	B	Sl
L	R	R	L	L	R	R	L	L	R	R/lift L
+a1	e	+	a	2	e	+	a	3	+	4

Karate Kick (turn 1/2 L on chug to face R wall)

DS	Chug	Basic	Buck
+a5	+6	+a7e+a8	

Travelling Rock (L foot lead, turn 1/4 R on chug to face back)

Karate Kick (L foot lead, turn 1/2 L to face front)

Heel Pendulum (faces R wall)

DS	D	B	T	B	B	Sc	B	B	flap	B	B	Sc	B	B	flap	B
L	R	L	Rib	L	L	R	L	L	R	L	L	R	L	L	R	L
+a	le	+	a	2	+	a	3	+	a	4	+	a	5	+	a	6

B	Sc	B	Sc	B	B	(scuffs swing front, flaps
L	Rxif	L	Rots	L	R(lift L)	swing back)
+	a	7	e	+	8	

B. CJ Turn (turn step 3/4 L slowly to face front)

DS	D	D	B H B H B Sl	Basic Buck	B	Sl
L	Rxif	Rots	R L R L R R	L	R	R(lift L)
+a1	+a2	+a3	+ a 4 3 + 5	+a6e+a7	+	8

Travelling Rock (move L)

DS	T B H B T B H B	R S
L	R R L L R R L L	R L
+a1	e + a 2 e + a 3	+ 4

Twist (move R)

D	Bc	D	Bc	D	Bc	B	Sl
R	L/R	R	L/R	R	L/R	R	R
+a	5	+a	6	+a	7	+	8

Split Back Step

Split L	S	Split L	S	Dr	S	Dr	S	D	Bc	H	S	D	Bc	H	Sl
L ots	L	L ots	L	L	R	L	R	R	Rxib	L	L	R	Rxif	R	L
+	1	+	2	+	3	+	4	+a	5	+	6	+a	7	+	8

Basic R (+a1e+a2)

Basic L (+a3e+a4)

Kicker (hip hop style)
as you keep hopping on L: bend, straighten, bend, down with R
+ 5 + 6
then hop on R: bend,straighten, bend, down with L
+ 7 + 8

C. Back Brush

Dup	DS	Dup	DS	Dup	DS	Dup	DS
R	Rxib	L	Lxib	R	Rxib	L	Lxib
+a1	+a2	+a3	+a4	+a5	+a6	+a7	+a8

Triple - R foot lead, full turn R and moving R
Triple - L foot lead, turning L and moving L

Magnum

Dup	D	Bc	B H S	touch	Sl	D	Split L	S	B H S	DS	Sl
R	R	Rxib	R L L	Rxif	L	R	L ots	L	R L L	R	R
+a1	+a	2	+ a 3	+	4	+a	5	+	6 e +	7e+	8

Crample Switch Up

DS	DS	DS	R	Stomp	Stomp	(B B H H)	(B B H H)	B	Sl
L	R	L	R	L	L	R L R L	R L R L	R	R
+a1	+a2	+a3	+	4	5	+ea6	+ea7	+	8

Bridge

Canadian Rabbit

D	D	Hop	Tch	Hop	Push Back-S	Push Back-S	Push Back-S	R S
L	R	L	R	L	R	R	L	L	R	R	L R
+a1e		+	2	+	3	+	4	+	5	+	6 +

Push back	R	S
L	L	R
7	+	8

Ending

Canadian Toe Wing

D	Bc	D D	Hop	T	DS	S
L	Rxif	R L	R	L	R	L
+a	1	+a2e	+	a	3e+	4

STW:LW

TURN IT UP **CHALLENGE ADVANCED**

RECORD BY: OAKTOWN'S 3.5.7, CAPITOL RCDS, CASSETTE SINGLE (RADIO EDIT)
CHOREO BY: MATT & COLLEEN PEARSON, PHOENIX, AZ.
WAIT: 32 BEATS

PART A: 32 Beats

Time Variation & Triple Basic Turn 1/2 Left

```
DS-D(B)-DB   H-S   H-S-H-S-H-S   DS-DS-DS-RS
L  R    R    L L   R R L L L L   R  L  R  LR
&1 &2   &3   4 &   & 6 & 7 & 8   &1 &2 &3 &4
```

Canadian Rock

```
DB-D(UP)-HOP-B-S-D(UP)-B-S-S
L  R      L  R L R     R L R
&a 1e     &  2 e &a    3 & 4
```

***** **REPEAT ABOVE ON SAME FOOT TO FACE FRONT** *****

PART B: 32 Beats

Slip Step

```
DS-D-H(Slip)-S-H(Scuff)-SL-RS-DD-DD-DD-R(XIB)S
L  R L       L R        L  RL R  L  R  R     L
&1 &a2       & a        3  &4 &5 &6 &7 &     8
```

Country Kick Step Turning 1/2 Right

```
H-H-S-B-D-K-TCH(F)-K-TCH(F)-D-K-TCH-K-TCH-D-D-S-SL
R L L R L R  R     L  L     L R  R  R  R  R R R R
& a 1 & a 2  &     3  &     4e&  5  &  6  &a7 & 8
```

***** **REPEAT ABOVE ON SAME FOOT TO FACE FRONT** *****

PART C: 16 Beats

Jethro Step

```
DS-S(XIB)-S(OTS)-S-S(XIB)-S(OTS)-S (TURN 1/2 LEFT)
L  R      L      R L      R      L
&1 &      2      & 3      &      4

B(XIF)-SL(OTS) B(XIF)-SL(OTS) B-B-B-B  B
R       R      L      L       R L R L  R
&       5      &      6       & a 7 &  8
```

***** **REPEAT ABOVE ONCE MORE ON THE SAME FOOT** *****

PART D: 16 Beats

Triple Drag Step & Fancy Double

```
DS-DS-DS-DR-S (TURN 1/4 LEFT)  DS-DS-RS-RS
L  R  L  L  R                  L  R  L  RL
```

***** **REPEAT ABOVE 3 MORE TIMES TO FACE FRONT** *****

SEQUENCE: **A - B - A - B - C - A - B - C - C - D - A - B - C - C - A - B**

EVERYBODY DANCE NOW HIGH ADVANCED

C & C. Music Factory - Cassingle - Columbia #38 -73604

CHOREO: Scotty Bilz - POSSUM POWER!!

PART A

Jumpin' Jack Turn

HOP Together HOP Apart CROSS(R over L) PIVOT 1/2 left
L- R L- R R - L L- R

HOP Repeat to front
L-R

Tappin' Toes

DS DB(XIF) BALL DB(OS) BALL DB(XIF) BALL DB(OS)
L R L R L R L R

BALL(XIF) DB(OS) (BALL)(XIF) DB BALL BALL BALL STEP
L L R R L R L R

Sweat Step

DS HEEL HEEL STEP RS ST SL STEP TOE-BALL TOE-BALL
L R L L RL R R L R L

TOE-BALL TOE-BALL STEP SL
R L R R

2 Canadians

DBL DBL HOP TCH DBL DBL HOP TCH DS DS HEEL ST RS
L R L R R L R L L R L R LR

Repeat above sequence to front, Add Tappin' Toes and Sweat Step

PART B

Travel Step

DS BALL TOE-STEP BALL TOE-STEP HOP (left in front)
L R L L R L L L-R

DBL DBL HOP (Right in front) DBL DBL STEP SL
L R L-R R R R R

Cole Step

DS HEEL HEEL-STEP HOP SKUFF SPLIT RS DBL(XIF) DBL
L R L L L R L-R RL R R

DBL STEP SL (Turn 1/2 left on (DBL DBL SL)
R R R

Repeat

Part B

PART C

2 Triples

DS DS DS RS DS DS DS RS
L R L RL R L R LR

Prince Strut

HEEL ST RS HEEL ST RS HEEL ST RS HEEL ST ST SL
R L RL R L RL R L RL R L R R

Repeat facing back

INTERLUDE

STEP	BEHIND	STEP	TCH	(Moving left)	
L	R	L	R		

Repeat moving right

PART D

2 Roger Rabbits	STEP	STEP	STEP	RS		STEP	STEP	STEP	RS
	L	R	L	RL		R	L	R	LR
4 Step Touches	STEP(XIF)		TCH(OS)		STEP(XIF)		TCH(OS)		Repeat 2 more times
	L		R		R		L		
E/Z Crimp Rolls	BALL	BALL	HEEL	HEEL	STEP	STEP			Repeat
	R	L	R	L	R	L			
Skuff turn	SKUFF	SL	BALL	TOE-BALL		STEP	SL		(full turn left)
	R	L	R	L	L	R	R		
DBL DBL's	DBL	DBL	DBL	DBL	DBL	DBL	STEP	SL	
	L	R	L	R	L	R	R	R	

SEQUENCE

16 Beat Intro,
A 1/2 A B C INTERLUDE D E
A 1/2 A B B C D E
A 1/2 A B C D

TEMPTATION

CORINA
ATCO 7 4-98775

ADVANCED LINE
CHOREOGRAPHED BY:
SHERRY GLASS AND CHRIS COLE

WAIT 2 8 COUNTS

JAM SECTION

```
L |    TO(XIF)      TO(OTS)      S(XIB)      TO(OTS)
R | BO          BO          BO          BO
  |  &  1       &   2       &   3       &   4
```

CRAZY
(TURN TO LEFT ¼ ON 4TH COUNT)

```
L |    S       TO
R | S      S
  | 1  2   3   4
```

RUNNIN MAN
(TURN TO BACK ON TO)

```
L | K  BO     BO  K  BO  BO  BO
  |    BO  K  BO     BO  BO  BO
R | &   1  &   2  &   3   &   4
```

TEMPTATION

(REPEAT TEMPTATION ON R FOOT)

(REPEAT JAM SECTION FACING THE BACK)

CHORUS

```
L | DS(XIB)      TS      TS     HOP     TODS     HOP
  |          BA      BA      D       S        D       S
R |   &1      &  @2   &   @3     e& a    4&   5  e&   a
```

CANADIAN TRAVEL

```
L | T  S        S
R |       D  S      SL
  | 6  &  a  7  &    8
```

```
L | DS
R |  K(LIFT)   TO
  | &1    &     2
```

(2) CANADIAN BASICS

```
L | DS        HEEL     R
R |      DS        S     S
  |  &1   &2   &    3  &  4
```

HEEL STEP

(REPEAT CHORUS FACING BACK)

PART A

```
L | DS                    K(XIB)  H       S   HOP
R |  OUT  H(XIF)  H(OTS) S          TS        &
  | &1e   &       a 2    &       3  e&  4
```

M & S

```
L |            T     H        S
R |  H-SCUFF      T     H  S   H-SCUFF  TS
  |     a 5     &   a    6  &  7   &     a8
```

```
L | DS          S          S     S
R |     R(XIF)     R(OTS)     R
  | &1    &     2     &    3  &  4
```

MOUNTAIN GOAT

```
L |     H-SCUFF  S      S                                  HEEL SCUFF
R | DS                 S    H-SCUFF  S
  | &1  e  &      2  &  3  e &      4
```

REPEAT PART A FACING BACK

PART B

```
L | DBO(XIB)        BO          H   S       S   BO          E B STEP
R |  BO            DBO(XIB)     BO     TS     DBO(XIF)
  | &1             &2           &   3  e&  4  & 5
```

```
L | DBO(XIF)              T
R |  BO        D  D  S       SL
  | &6        &  7  &   @    8
```

```
L | DBO(XIB)    H  BO(XIF)  H      ST       R      R      HMM STEP
R |  BO         H  BO       H  S       DS      S      S
  | & 1         &  2        3  4   5  &6  &  7  &  8
```

REPEAT PART B FACING BACK

SEQUENCE: 1/2 JAM SECTION---CHORUS---JAM---A---B---CHORUS
JAM---A---B---CHORUS---CHORUS---JAM---JAM---
CHORUS---CHORUS---END

ABBREVIATIONS:

S:	STEP	SL:	SLIDE
DS:	DOUBLE STEP	R:	ROCK
TO:	TOUCH	H:	HEEL
DR:	DRAG	BO:	BOUNCE
TS:	TOE STEP	XIF:	CROSS IN FRONT
OTS:	OUT TO SIDE	XIB:	CROSS IN BACK
B:	BACK	F:	FRONT
HTO:	HEEL TOUCH		

HEY D.J. - I CAN DANCE TO THAT MUSIC in INT LINE

Betty Boo - Boomania Cassette 4-26360 Sine Records

CHOREO: Tandy Barrett - Jeff Parrott, St. Mtn., GA
Parrokeet - Possum Production

INTRO: Wait 32, Boogie 32

PART A

Step side & Jump

DS	DR	STEP	DS	RS	RS	R	JUMP	Moving left
L	L	R	L	R	R	R	L-R	
&1	&	2	&3	&4	&5	&	6	

JUMP	JUMP	SL	Full turn left
L -R	L-R	R	
& 7	&	8	

Triple

DS	DS	DS	RS
L	R	L	RL

R.E.L.

DS	DS	KICK	*(around)	STEP	1/2 turn left
R	L	R		R	
&1	&2	&3	&	4	

Repeat facing back - same footwork

PART B

Kick Touch

DS	KICK(OTS)	STEP(XIF)	KICK(OTS)	Moving forward
L	R	R	L	
&	1	&	2	

STEP(XIF)	KICK(OTS)	STEP(XIF)	HOP-	STEP
L	R	R	R	R
&	3	&	4	

Stomp Double

STOMP	DS	DS	RS	1/2 turn left
L	R	L	LR	

Joey

DS	STEP(XIB)	STEP	STEP(XIB)	STEP	STEP	STEP
R	L	R	L	R	L	R

Twister

DT	BALL (to left)	DT	BALL (to right)	DT	BALL (to left)
L	L-R	R	L-R	L	L-R
&	1	&	2	&	3

HEEL (Tch)	SL
L	R
&	4

Repeat PART B - Same footwork & turns

PART C

Express Turn

DS	HOP	TCH	1/4 turn left	HOP	STEP	STEP	STEP	to
	L			L	R	L	R	
&1	&	2	&	3	&	4	& 5	

right to face front

TCH	TCH(XIF)	STEP	STOMP
L	L	L	R
&	6	& 7	& 8

Triple

```
DS  DS  DS  RS
L   R   L   RL
```

Push It

```
SL  TOUCH(BALL TO BACK)  (Slide)  TCH(BALL TO BACK)
L     R                   (L)     R
&     1                    &      2

DS RS          1/2 turn left
 R
&3 &4
```

Repeat

PART C - same footwork - turn to face front

BREAK

My-Way Heels

```
STOMP  DS(XIF)  BALL(XIB)  BALL  BALL(XIF)  Jump to HEELS
 L       R         L         R       L            L-R
& 1    &2         &         3       &            4
```

Stomp Basic & Kick

```
STOMP  DS RS  KICK  (SL)      1/4 turn left
 L      R      L    (R)
& 1     &2 &3 & 4
```

Repeat

BREAK 3 more times - 1/4 turn each time

END

```
DS  SKUFF  TCH   (Right arm up)
L     R     R
```

SEQUENCE

```
A  C
A B C
BREAK
A B C
 C C
END
```

STEPS __ THE SILVER BULLETS CHALLENGE

WRITTEN BY: SIMONE NICHOLS-PACE & THE SILVER BULLETS
3 CREST ST.
LYMAN, SC 29365

ANT HILL

L	R
8 S	
&	R(XIB)
7 S	
a H	
&	R(OTS)
6 ST	
&	ST
5 BO	BO
&	D
4 BO	BO
& D	
3	ST
A	BR
& HOP	
E	SK
2 BA	
A H	
&	BA
E	H
1 S	
& D	

CANADIAN COWTAIL

L	R
8 ST	
&	S
e	D
7 S	
&	S(XIF)
e	D
6 S	
& D	
5	COWTAIL
&	
4 SL	SL
& BA	BA(XIB)
3 SL	KICK(OTS)
& DR	LIFT
2	TCH
a HOP	
&	D
1 S	
& D	

BE THERE

L	R
8	HOP
a BR(B)	
&	HOP
e SK	
7	HOP
a TIP	
&	S
e	H
6 HOP	
a	SK(F)
& HOP	
e	TIP(OTS)
5 HOP	
a	TIP(XIB)
& HOP	
e	D
4 BA	
a TIP(XIB)	
&	HOP
e HL (OTS)	
3	HOP
a TIP(OTS)	
&	S
e	D
2 S	
a H	
&	S
e	TIP(XIB)
& ST	
&	

FIND THESE AND MORE GREAT STEPS ON **SI-BIL PRODUCTIONS VIDEOS.

MAC

L	R
8 S	
a H	
&	HOP
e H	
7	S
a	H
& HOP	
e	H
6 BA	
a H	
&	BA
5 BA	
a H	
&	DIG
4	TCH
& HOP	
e	D
3 HOP	
a	D
& HOP	
2	S
a	BR
& HOP	
e	SK
1 ST	
&	

LITER

L	R
8	ST
a HOP	
&	D
7 HOP	
& BA	FL(HEEL XIF
6 BA	FL(HEEL OUT
&	DR
5 LIFT	SL
&	BA
e	TIP
4 BA	
a H	
e	HOP
3 D	
&	HOP
2	
a HOP	
&	D
1 BA	
&	BA

Cream

Record By: Prince
Choreo By: Darl Moreland
1979 Crystal Bay E. Dr.
Plainfield, IN 46168
(317) 839-4442

Intermediate-Plus Line Dance

Instructions : Wait 16 beats then Start on LEFT foot

Intro :

Toe Arounds	4	T-H T(xif)-H-T(ba)-H-T-H-T(xif)-H-T-H-RS-RS L L R R L L R R L L R R LR LR <---------- Turn 1/4 left on Rock Steps ---------->

Part A:

Burton Rocker	1	DS -BR -SL -DT -RS -BR L R L R RL R
Triple	1	DS (xif) -DS (xib) - DS - RS
Double Down	1	DS - DT (turn 1/4) -S - Hop - Hop (turn) - S L R R L L R
Fancy Double	1	DS - DS - RS - RS
Samantha	1	DS- DS(xif) -DR -S -DR -S -RS -DS -DS - RS L R R L L R LR L R LR
4 Kicks	4	DS - Kick - H (turning 1 and 1/4 left)

*** Repeat Same Footwork to Face Front ***

Part B : (*Cream*)

M. J. Turn	1	DS - DS (xib) - R -H - S - RS - DS - RS -BR - SL L R L R L RL R LR L R
Skuff & More	1	DS-DS/Skuff- S/Skuff-S --RS-RS-RS -SL-Lift(ba) L R L L R R LR LR LR R L

*** Repeat Same Footwork to Face Front ***

Bridge :

4 Count Vine	1	DS - DS (xif) - DS - DS (xib)
Rocking Chair	1	DS - BR - SL - DS - RS (turn 1/4 left)

*** Repeat 4 X Same Footwork To Face Front ***

Cream Break :

M. J. Turn	2	DS - DS (xib) - R -H - S - RS - DS - RS -BR - SL L R L R L RL R LR L R
Fancy Triple	1	DS - DS (xif) - DS (xib) - RS
Triple	1	DS - DS - DS - RS

Sequence : A - B - A - B - Bridge -
- A - B - Cream Break - B - Boogie

HERE WE GO **ADVANCED LINE**
BY: C + C MUSIC FACTORY
COLUMBIA CASSINGLE

CHOREO: CHIP SUMMEY P.O. BOX 6534 ASHEVILLE, NC 28816 (704) 252-9988

SEQUENCE: WAIT 16-INTRO-A-B-C-D-B-E-C-D-BREAK-E-BRIDGE-A-B-C-D-B-E-E-ENDING

INTRO (16 BEATS)
TRIPLE TOE DTS DTS(XIF) DTS DB-T(TCH-IB)
BACK L R L R

2 BASICS DTS RS DTS RS (FULL TURN RIGHT)
R L/R L R/L

***** REPEAT ABOVE W/ LEFT FOOT LEAD *****

PART A (16 BEATS)
SYNC RUN STEP RS STEP RS STEP
L R/L R L/R L

STOMP DOUBLE STOMP DTS DTS RS (1/2 TURN RIGHT)

***** REPEAT ABOVE BACK TO FACE FRONT *****

PART B (16 BEATS)
HEEL RUN DTS H-FLAP STEP H-FLAP STEP STOMP STOMP (FORWARD)
STOMP L R L R L R L

TRIPLE SPIN DTS DTS DTS RS (FULL TURN RIGHT)
R L R L/R

***** REPEAT AGAIN FACING THE FRONT *****

PART C (32 BEATS)
KICK TOUCH DTS KICK TCH-BA(X) KICK TCH-BA(B) KICK TCH-BA LIFT
L R R R R R R R
DTS DT-(B) DT-(B) BA-SLIDE
R L R R

BUCK CHAIN DTS T-BA H-STEP T-BA H-STEP T-BA SLIDE (MOVE LEFT)
L R L R L R R

DOUBLE SLIDES DB-BA SLIDE (LIFT) DB-BA SLIDE (LIFT) RS (TURN 1/2 LEFT)
L L R R R L L/R

***** REPEAT ABOVE BACK TO FACE FRONT *****

PART D (32 BEATS)

```
AMY-JO  DTS DTS(B) DTS DTS(X) BA-SLIDE RS  BA-SLIDE RS  STEP
         L   R      L   R       L      R/L   L      R/L  R

2 CANADIANS  DTS SLIDE STAMP DTS SLIDE STAMP  (TURN 1/2 LEFT)
              L    L     R    R    R     L

DOUBLE TOES  DTS DT(B) DT(B) DTS DT(B)
              L    R     R    R    L
```

***** REPEAT ABOVE BACK TO FACE FRONT *****

PART E (32 BEATS)

```
SQUAT STEP  DTS DTS-DOWN (TOUCH FLOOR) STEP RS  DTS DTS RS  RS (1/2 LEFT)
             L     R                    R   L/R  L   R  L/R L/R

TAPPER  DTS DB-T(XIF) STEP DB-T(XIB) STEP DB-T(XIF) STEP
         L    R        L     R        L     R        L

CHAIN  DTS RS  RS  RS (FULL TURN RIGHT)
        R  L/R L/R L/R

TRIPLE  DTS DTS DTS RS     (MOVE LEFT)
         L   R   L  R/L

2 CANADIANS   DTS SLIDE STAMP DTS SLIDE STAMP
               R    R     L    L    R     R
```

***** REPEAT ABOVE BACK TO FACE FRONT *****

***** REPEAT ABOVE W/ RIGHT FOOT LEAD *****

BREAK (32 BEATS)

```
KICK BACK  DTS SLIDE STAMP KICK-(B) DRAG STEP DTS SLIDE STAMP
   TURN     L    L     R      R      L    R    L    L     R
           DB-DB-STEP SLIDE
              R        R
```

***** REPEAT ABOVE BACK TO FACE FRONT *****

***** REPEAT ABOVE BACK TO FACE FRONT *****

BRIDGE (16 BEATS)

```
MAC TURN  STEP STEP(B) STEP HEEL STEP STEP(B) STEP HEEL STOMP DTS RS  RS
           L    R       L    R    R    L       R    L     L    R  L/R L/R
```

***** REPEAT AGAIN IN SAME DIRECTION *****

ENDING

DO PART B AS BEFORE AND ADD A STEP DOWN ON THE LEFT WITH THE WORDS "YEAH"

THINGS THAT MAKE YOU GO HMMMM... (The Radio Mix 1) Advanced Line
Choreo: Josh & Adam King - 5210 Sanford Houston, TX 77035
Intro : Wait 16 Beats. Start Left Foot.

INTRO - S S(xib) S Tch S S(xib) S S S(xib) S Stamp (Repeat Right)
L R

-turn 1/2 R
S Skuff Brush/S T/SL S Sk Br/S T/SL JUMP Hop Hop S RS (Repeat to Back
L R R R L R L R R R L R L/R L L R LR
1 a& a 2 a & 3 a& a 3 a & 5 6 & 7 &8

PART A - "Josh"
DS/Dbl Heel(if) S -- S Sk Br/S(xif) T/SL RS Drag RS Drag Stamp(if)
L R L R L R R R L R LR R LR R L
&1 a& a 2 3 a& a 4 a & 5& 6 &7 & 8

S Sk Br T/SL - Sk Br/S(xif) T/SL DS DS RS RS (turn 1/2 L)
L R R R L R R R L R L
1 a& a2 a & a3 a & a 4

(Repeat all of PART A to the back.)

PART B - "Adam"
DS B B B B Dbl Hop/T S/Skuff/Hop S S Dbl S S Kick Tch Lift Tch
L R L R L R R L L R L R L R R L L L L
&1 a & a 2 a& a 3 & a 4 & 5 a& a 6 & 7 & 8

DS DT RS S/SL (turn 360 L) DS Dbl(if)/Hop Dbl/Hop Dbl S RS
L R RL R R L R L R L R R LR
&1 &2 &3 & 4 &5 a& a 6a & a7 a &8

(Repeat all of PART B - Fwd. Left then Fwd. Right)

PART C - "Hmmmm...."
S Heel(os) Slide Together DR-SL DR-SL DS R(xif)S RS S/SL
L R Both L R L RL R R
& 1 & 2 & 3 & 4

Step Tch(os) (turn 1/2 L) Step Tch(os) S Sk Br/S Sk Br/S S/SL
L R R L L R R R L L L R R
1 2 3 4 5 a& a 6 a& a 7 & 8

(Repeat all of PART C to the back.)

BRIDGE - "Break It Down"
Step -Snake to the Floor- Kick Kick ST DS DS RS (turn 360 R)
L R R R L R LR
1 2 3 4

S S S S (Scoot Fwd) S S S RS(Roger Rabbit)
L R L R L R L RL

Hit(b) S Hit(f) S Hit(b) S S S Step Skuff Hop S(xif) Tch
R R L L R R & L L R L
& 1 & 2 & 3 & 4 5 6 & 7 8

SEQUENCE ----

Intro - A - B - C - A - B - C - Bridge - A - B - C - A - B - C

CANADIAN STEP DANCING

ADVANCED

CHOREO: JUDY WAYMOUTH, R.R.#4 STRATFORD, ONT. CANADA N5A 6S5

STEPS CLASS

1. MILK BUCKET:

(i) HOP DT HOP DT HOP TOE (XIB) HOP DT HOP DT HOP STEP (S)
L R L R L R L R L R L R

REPEAT ABOVE USING OPPOSITE FOOTWORK

(ii) HOP DT HOP DT HOP TOE (XIF) HOP DT HOP DT HOP STEP (S)
L R L R L R L R L R L R

REPEAT ABOVE USING OPPOSITE FOOTWORK

2. GOING TO THE SIDE:

HOP DT HOP DT HOP STEP (S) HOP DT HOP DT HOP STEP (S)
L R L R L R R L R L R L

HOP DS (XIB) HOP DS (S) SKUFF HOP (XIF)
L R R L R L

DT (X) HOP STEP (S)
R L R

REPEAT ABOVE USING OPPOSITE FOOTWORK

3. SKUFF DOUBLE TIME, FANCY TRAIN:

SKUFF HOP (XIF) DS (X) DS (S)
R L R L

SKUFF HOP DT HOP STEP (S)
R L R L R

HOP DS (XIF) HOP DS (XIF) HOP DS (XIF) HOP DS (XIB)
L R R L L R R L

DT HOP STEP (XIB) STEP (XIF) STEP (XIB)
R L R L R

DT HOP STEP (XIB) STEP (XIF) STEP (XIB)
L R L R L

DS (XIB) STEP (XIF) STEP (S) STEP (S) STEP (XIF) STEP (XIB)
R L R L R L

DS STEP (S) STEP (S) STEP (S)
R L R L

DT HOP TOE (B) HOP STEP (S)
R L R L R

REPEAT ALL OF THE ABOVE USING OPPOSITE FOOTWORK

4. DOUBLE STAMP:

HOP DT HOP DT HOP STAMP (XIF) STAMP (XIF)
L R L R L R R

HOP DS (S) STEP DS (XIF) STEP (XIB)
L R L R L

DT HOP TOE (B) SKUFF HOP (XIF) DT (X) HOP STEP (S)
R L R R L R L R

REPEAT ABOVE USING OPPOSITE FOOTWORK

5. TRIPLE PULLBACK:

HOP DT HOP DT HOP STEP (S)
L R L R L R

HOP DT HOP DS STAMP Triple pullback
R L R L R

CH FT DT HOP STEP (S)
R L R L

REPEAT ABOVE USING OPPOSITE FOOTWORK

STONEY MT. BREAKDOWN

CHOREO: JEFF PARROTT, 7605 Tree Mtn. Pkwy., Stone Mountain, GA. 30083
(404) 469-8111 or (606) 873-5231

RALPH'S CLOG CUE RECORDS RR 911107

SEQUENCE: A - B - C - D - A - B - D - C - D - C - END

PART A

2 BASICS	DTS	RS	DTS	RS	(moving forward)
	L	RL	R	LR	
STOMP DBL.	STOMP	DTS	DTS	RS	(moving forward)
	L	R	L	RL	
HOEDOWN KICK	DTS(xib)	KICK	DTS	RS	
	R	L	L	RL	
PIVOT TURN	PIVOT($\frac{1}{2}$ left)		STEP	DTS	RS
	R		L	R	LR

*** REPEAT PART A, SAME FOOTWORK & DIRECTION ***

PART B

STEP SIDES (moving left)	DTS	DTS(xif)	DTS	STEP(xib)		DTS	DTS(xif)	DTS	STEP(xib)			
	L	R	L	R		L	R	L	R			
PIVOT CHAIN	DTS	RS	RS	RS	(full turn left)							
	L	RL	RL	RL								
FANCY DOUBLE	DTS	DTS	RS	RS								
	R	L	RL	RL								

*** REPEAT PART B, MOVING RIGHT - OPPOSITE FOOTWORK & TURNS ***

PART C

KENTUCKY DRAG	DTS	DTS	DRAG	STEP	RS
	L	R	R	L	RL
TRIPLE	DTS	DTS	DTS	RS	($\frac{1}{2}$ turn right)
	R	L	R	LR	

*** REPEAT PART C, SAME FOOTWORK & TURN ***

PART D

4 STEPS	DTS	DTS	DTS	DTS	(moving forward)
	L	R	L	R	
ROCK & TURN	DTS	KICK	RS	KICK	($\frac{1}{4}$ turn left)
	L	R	RL	R	
4 STEPS	DTS	DTS	DTS	DTS	(moving forward)
	R	L	R	L	
ROCK & TURN	DTS	KICK	RS	KICK	($\frac{1}{4}$ turn left)
	R	L	LR	L	

*** REPEAT PART D, $\frac{1}{4}$ TURN EACH TIME ***

END	STOMP	DTS	STEP(xif)	STEP	TCH(xib)
	L	R	L	R	L



Cued by:
EDDIE WHITE
Pinnacle, NC
Choreographer

Produced by:
RALPH'S
RECORDS
Oak Ridge, TN

RR 911111

Watermelon On The Vine

INTRO: WAIT 8 BEATS, START ON LEFT FOOT.
LEVEL: INTERMEDIATE LINE
SEQUENCE: A–B–C–A–B–C–A–ENDING

C.L.O.G. TERMINOLOGY

PART A – COMBINATION STEP

1 M-J STEP:	STOMP, D-BACK(xib), BALL, BALL(ots), PULL BESIDE, R-STEP. L R L R L R L
3 SWIVELS:	SWIVEL-STEP, SWIVEL-STEP, SWIVEL-STEP (MOVING RIGHT) R L R L R L
2 CHICKEN STEPS:	DOUBLE TOE, OUT-IN, LIFT, DOUBLE TOE, OUT-IN LIFT R BOTH L L BOTH L
1 FANCY DOUBLE:	DOUBLE STEP, DOUBLE STEP, ROCK STEP, ROCK STEP (TURN 1/2 LEFT.)
	REPEAT FROM BACK.

PART B

2 DOUBLE BACK BRUSH UPS:	D-BACK BRUSH UP, DSRS, D-BACK BRUSH UP, DSRS L L R L R R LR
1 TOE TOUCH VINE:	D-STEP, TOE-STEP (XIF), D-STEP, TOE-STEP(XIB), D-STEP, L R L R L
	TOE STEP(XIF), DSRS R L RL
	REPEAT ON OPPOSITE FOOT.

PART C

SLUR TURN:	STEP(OTS), STEP, DRAG AROUND(IN BACK), STEP (TURN 1/2) L R L
	CONTINUE ON OPPOSITE FOOT.
2 SHUFFLE STEPS:	D-TOE HEEL-HEEL LIFT, D-TOE, HEEL-HEEL LIFT L R L L L R L L
1 FANCY DOUBLES:	D-STEP, D-STEP, R-STEP, R-STEP (TURN 1/2 LEFT.) L R L R L R
	REPEAT FROM BACK.

ENDING:

2 JAKE SPECIALS:	DSRS, KICK(XIF) KICK(OTS) TURN 1/2 LEFT. LRL R R
	DSRS, KICK(XIF) KICK(OTS) TURN 1/2 LEFT. LRL R R

Clogcue®

C.L.O.G.
CUE

ELVIS CLOGGING MEDLEY — Intermediate

A Ralph Pierce Recording

Choreo: SCOTTY BILZ and CHIP WOODALL

SEQUENCE: Wait (8) Beats
A-B-A-B-Break-C-D-Break-C-A-C-A

Part A: (4) Stomp Dbls - STOMP DS DS RS 1/4 TURNS LEFT
L R L RL
Repeat on Right-Left-Right

Part B: (1) Presley Turn - DS TCH(OTS) TCH(XIF) RS 1/2 L.
L R R RL
(1) Triple Basic - DS DS DS RS
R L R LR
(1) Catawba Heel - DBL HH-HH-H-H CHUG
L RR LL R L L
(1) Fancy Dbl - DS DS RS RS
L R LR LR

Break: (1/2) Samantha - DS DS(XIF) DR STEP DR STEP
L R R L L R
(1) Pivot Ch.- DS RS RS B SL TURNING FULL LEFT
L RL RL R R

Part C: (1) Graceland Vine - DS DS(XIF) DS DS(XIB) DS DS(XIF) DS RS
L R L R L R L RL
(1) Hippidy Hop - DS HOP RS HOP DS DS DS RS
R L LR L L R L RL
(1) Chain Right - DS RS RS RS
R LR LR LR
(1) Karate Turn - DS PIVOT 1/2 L. STEP CHUG
L R L
REPEAT ALL ABOVE STEPS TO THE BACK.

Part D: (2) Basics - DS RS DS RS
L RL R LR
(1) Walk Dog-DS DS HEEL HEEL 1/4 L. RS
L R L R LR
REPEAT (4) MORE TIMES.(LAST TIME TO THE FRONT)



BUCKEYE SPECIAL

INTRO: WAIT 8 BEATS. LEFT FOOT START.

INTERMEDIATE LINE DANCE
(C.L.O.G. TERMINOLOGY)

CUED BY:
SALLIE ADKINS
Columbus, Ohio
Choreographer

TIME: 2:34
BPM: 132

Produced by:
RALPH'S
RECORDS
Knoxville, TN

RR-118701

PART A

BUCKEYE SPECIAL:

DS HEEL/BALL(XIF) DS DRAG STEP(XIF) DS DS R(OTS) DRAG-RT. STEP SL
L R R L L R L R L L R R
1 &2 &3 & 4 &5 &6 & a 7 &8

DS DS/BREAK* BALL/HEEL(IF) SL (*ROLL TO OUTER SIDE OF FOOT—TAKES NO WEIGHT)
L R L L R L
1 &2 &3 &4

TRIPLE:

DS DS DS R S (TURN 1/2 RT.)
R L R L R
1 &2 &3 & 4

REPEAT ABOVE.

PART B

ROCK-SLUR:

DS DS R STEP SLUR (3/4 RT.) /SL
L R L R L R
1 &2 & 3 & 4

FANCY DOUBLE:

DS DS R STEP R STEP
L R L R L R
1 &2 & 3 & 4

PART C

WINDSTERS:

DS BR(XIF)/H BR(X)/H TCH(B)/SL DS BR(XIF)/H BR(X)/H TCH(B)/SL
L R L R L R L R L R L R L R
1 & 2 & 3 & 4 &5 & 6 & 7 & 8

J. T.: 2— DS DT/H DT-TCH SLIDE(OUT) DRAG(IN) UP/SL DS KICK/SL DS KICK/SL
L R L R BOTH BOTH L R L R L R L R L R
1 & 2 & 3 & a 4 &5 & 6 &7 & 8

(CLAP HANDS WITH KICKS.)

ENDING:

DS DS DS R S (FACE FRONT) DS DS DS KICK SL
L R L R L R L R L R
1 &2 &3 & 4 &5 &6 &7 & 8

SEQUENCE: A B C— A B C— A B C— A B C— A B C— ENDING.

THUNDER ROAD

LEFT FOOT LEAD
LINE DANCE
EASY INTERMEDIATE PLUS

RALPH'S CLOGCUE SERIES
BY: MARILYN HANSEN, ANAHEIN CA.
714 635-5695

****

INTRO: WAIT 2 + 4 BEATS

PART A

(8) 1 **GET RHYTHM**

L	DS		S	HOP		S	H		H		S		SL
R		RK			HE(xif)		DT		DT		RK		TOE
	&1	&	2	&	3&		4	&	5	&	6	&	7	&	8

(4) 2x 1 **CROSSOVER STEP BACK**

L	DS		H		H	PVT	
R		BR(xif)		BR(ots)		SWG*	S
	&1	&	2	&	3	&	4

***swing leg out & around; turn 1/2 right & step**

(4) 1 **FANCY DOUBLE/DBL RK 2** DS DS RK S RK S

Part A repeats with left foot lead

PART B

(8) 2 **BRUSHOVERS**

L	DS		H			RK	
R		BR		DS(xif)			S
	&1	&	2	&3		&	4

(4) 2x 1 **DOUBLE ROCK CHUG**

L	DS		RK		CHUG	
R		DS		S	DRAG	SL
	&1	&2	&	3	&4	

(4) 1 **STEP DOUBLE** S DS DS RK S **Full turn left 1st time & right the 2nd**

Part B repeats with right foot lead

PART C

(8) 1 **THUNDER VINE**

L	DS			S		DS			DS		S
R	BREAK		S	BREAK	S		DS(xib)			RK	
	&1&		2	&3&	4	&5	&6		&7	&	8

2x

(4) 1 **TRIPLE** DS DS DS RK S

(4) 2 **BASIC CLOGS** DS RK S

Part c repeats 3 more times; left foot lead to make a box

BRIDGE

(2) 2 **STEPS** S S
(4) 4 **DOUBLE STEPS/RUNS** DS DS DS DS

REPEAT PARTS A B C

ENDING

(2) 2 **STEPS** S S
(4) 4 **DOUBLE STEPS/RUNS** DS DS DS DS
(1) 1 **STEP** S

SEQUENCE: A B C BREAK A B C ENDING

RAWHIDE

Ralph Clog Cue Records

CHOREO: Charlie Burns
LEVEL: Intermediate
INTRO: Start on 9th. beat.

\- PART A - - - - - -

```
                    (   -     -   moving right  -     -   )
2 Rawhide   DS-DS-DS(xib)-ROCK(x)-ST(xif)-DS(x)-KICK-DSRS
             L  R  L        R      L       R      L   R
```

Repeat to left. Start on right foot.

```
4 Flee Flick  DT-H-DS(ib)  (back up)
               L R  L
```

```
2 Fancy Doubles  DS-DS-RS-RS (moving foward turn 360 left)
  or Gallops      L
```

\- PART B - - - - - -

```
            (    -     -     -   moving left  -    -    -    )
1 Creeper  HEEL-FLAP-ST-HEEL-FLAP-ST-HEEL-FLAP-ST-HEEL FLAP-ST
             L    L   R  L    L   R  L    L   R  L    L   R
             e    &   1  e    &   2  e    &   3  e    &   4
```

```
1 Triple    DS-DS-DS-RS
             L
```

REPEAT ABOVE TWO STEPS ON OPPOSITE FOOT

```
2 Double Kicks DS-KICK (turn 1/2 left)
                L
```

1 Triple (turn 1/2 left)

1 Creeper

1 Triple

ENDING: 4 STEPS TURNING 360 LEFT
1 TRIPLE

SEQUENCE: A A B A A B A B ENDING

O'L RED IDA

INTERMEDIATE LINE

ARTIST: New Christy Minstrels

Wait: "1-2-3-4" & 20 beats

CHOREO: Steve Smith

```
                        L  R        R          L  R        R
1 HIT STEP VINE        DS-HIT(H)-STEP(XIF)--DS-HIT(H)-STEP(XIF)

1 BURTON (360 L)       DS-STAMP-H--STAMP-H--STAMP-H  (Clap on Stamps)
                        L   R   L    R   L    R   L

                     REPEAT ABOVE STEPS MOVING RIGHT

1 HAND SLAP            DS-SLAP H (XIF)--SLAP H (X)--SLAP H (XIB)
                        L  L HAND          R HAND        L HAND

1 THIGH SLAP           DS-TCH-SLAP--TCH-SLAP--TCH-SLAP(Slap w/L hand)
                        R  L          L          L
                           to right                to right
1 SNAKE-IN-GRASS       DS-HEEL TWIST-STEP--R-S--HEEL TWIST-STEP
                        L     R         L   R L      R        L

1 BROKEN ANKLE         DS-DS-DT(XIF)-ROLL-ROLL-STEP(XIF)
                        R  L  R        R    L     R

1 TRIPLE KICK          DS-DS-DS-KICK-SL  (F)
1 TRIPLE BACK          DS-DS-DSRS (B)
                       &1     &      2
1 PIVOT                BALL--TURN--STEP  (360 R)
                        L             R
1 TRIPLE KICK
1 TRIPLE BACK
1 IDA RED              DT(B)-DT(XIF)-DS(XIF)-BA-SL-DSRS-DS-KICK-SL
                        L     L        L       R  R  L    R   L   R

1 TURKEY STEP          HEEL-FLAP-STEP--DSRS (MOVING LEFT)
1 TURKEY STEP          (MOVING RIGHT)

                       ---360 L-------------
1 DOUBLE OUT           DT-SL(both feet)-DR-SL--DSRS
                        L LR             LR  R   L

DOUBLE SWIVELS         DT-HEELS(R)-TOES(R)--HEELS(R)-TOES(R)-H(R)-TOE(R)-LIFT
                        R   LR        LR       LR       LR     LR    LR    L

2 WASHING BOARDS       DSRS-KICK (out to side)-KICK--DSRS-KICK-KICK
                        L     R                   R    R     L    L

2 KICKS AROUND         DS-KICK-SL---DS-KICK-SL  (360 L)

HEEL CLICKS            DT-HEELS(out)-H(in)--H(out)-H(in)--H(out)-H(in)-LIFT
                        L   LR        LR     LR      LR     LR     LR   L
```

A* LEAVE OUT LAST BEAT OF THIGH SLAP---SLAP LEGS ONLY 2 TIMES

ENDING: 2 STOMPS---TRIPLE KICK(F)-TRIPLE BACK---1 IDA RED

SEQUENCE: A-B-A*-C--A-B-C--B--ENDING

TENNESSEE MOUNTAIN CLOG

Ralph Clog Cue Records

CHOREO: Charlie Burns LEVEL: Easy Intermediate
INTRO: Start on 17th. beat.

\- PART A - - - - - -

2 Double Up DS-DT-H
L R L

1 Triple Rock DS-RS-RS-RS (360 left)
Turn L

REPEAT ABOVE TWO STEPS ON OPPOSITE FOOT

1 Vine DS-DS-DS-DS-DS-DS-DS-RS (moving left)
L

1 Chain DS-RS-RS-RS (moving right)
R

1 Double Kick DS-KICK-DS-KICK (turn 1/2 left on 1st DS-KICK)
Turn L R R L

REPEAT ABOVE THREE STEPS

\- PART B - - - - - -

1 Boogie Basic DS-ROCK(xib)-ST-DS-ROCK(xib)-ST-DS-DS-RS-RS
& Fancy Double L R

1 Tenn. Mt. DS-DT-H-DS(xif)-RS-KICK-DS-DRAG-ST-ST-ST
L R L R LR L L L R L R

1 Boogie Basic DS-ROCK(xib)-ST-DS-ROCK(xib)-ST-DS-DS-RS-RS
& Fancy Double L R

2 Fancy Triple DS-DS(xif)-DS(xib)-ROCK(x)-ST(xif)
L L R L R

REPEAT PART B

\- PART C - - - - - -

* * (foward) (back up)
4 Mt. Turn DS-DT(xif)-H-DT(x)-ST-RS-DS-DSRS-DS-DS-DS-BR-DS-DS-DSRS
L R L R R LR L L

* TURN 3/4 RIGHT ON ST-RS
R LR

ENDING: 1 Tenn. Mt.

SEQUENCE: A B C A ENDING

TRAINS, TRAINS, TRAINS!

TIME: 2:17

CHOREO BY:
Jeff Driggs, Cross Lanes, WV
Greg Johnson, Nampa, ID



PART A

DS DS(XIF) DS DS(XIB) DS DS(XIF) DSRS L R L R L R L	Clogover Vine move left
H S R S H S R S H S R S S S S SL R L R L R L R L R L R L R L R R & 1 & 2 & 3 & 4 & 5 & 6 & 7 & 8	Heel Rock turn 1/2 left

REPEAT CLOGOVER AND HEEL ROCK TO FACE FRONT

PART B

DS BR SL DS R S DS BR SL DS R S L R L R L R L R L R L R	2 Rockin' Chairs Turn 1/2 left
DS DS R S S DS S DS R S BR SL L R L R L R L R L R L R &1 &2 & 3 & 4& 5 &6 & 7 & 8	Dbl-TAP-Dbl (watch timing)

REPEAT ROCKIN' CHAIRS TO FACE FRONT

DSRS DSRS S(XIB) S(XIB) S(XIB) S(XIB) L R L R L R	2 Basics, Dogpaddles

PART C

DS(XB) R S(O) DS(XB) R S(O) DS(XB) R S(O) DSRS L R L R L R L R L R	Switch Tracks
DS PIVOT/KICKBACK DS BR SL DS DS R S R S L L R R L R L R L R L R	Karate Turn, Fancy Double

REPEAT SWITCH TRACKS, KARATE AND FANCY DOUBLE TO FRONT

BREAK

DS DT SL DT SL DT SL DS DT SL DT SL DT SL L R L R L R L R L R L R L R	Double ups Turn L & R

PART D

DS DT SL DSRS S S(O) S R S R S L R L R L R L R L R L &1 &a 2 &3&4 & 5 6 & 7 & 8	Greg's Pull Move right

DO A TRIPLE TURNING RIGHT TO FACE BACK AND 2 BASICS
REPEAT GREG'S PULL, TRIPLE TURN AND 2 BASICS TO FPONT

PART E

DSRS DT(B) SL DR SL DSRS DS BR SL L R L L L R L R L	Fireball (remember?)
DS R S R S R S DSRS DSRS R L R L R L R L R	Chain left, 2 Basics turn 3/4 right on basics

REPEAT FIREBALL, CHAIN AND BASICS 3/4 TO FACE ALL 4 WALLS
(total 4 times)

END - DO DOUBLE-UPS, 2 BASICS & DOGPADDLES, "ALL ABOARD"

SEQUENCE: A-B-A-C-BREAK-D-D-E-END

STORMIN' NORMAN

INTERMEDIATE LINE

RALPH'S RECORDS-CLOG CUE
Choreo: Steve Smith

INTRO: Wait 4 beats then march in place for 4 beats (salute)

MARINES

		--1/4 L--
4	STOMP TURNS (hands behind back)	STOMP-STOMP-HEEL PIVOT-STOMP--STOMP-KICK-DSRS L R L R L R R
1	NORMAN	DS-DS-DS-KICK-RS-KICK-DSRS (forward) L R L R R R
1	KARATE TOUCH	DS-KICK-TURN 1/2-STEP-KICK-SL---DS-TA--DS-TA L R R L R L R R L

REPEAT ABOVE 2 STEPS

AIR FORCE

1	ROCKER	RS-DS-DSRS (1/4 right on RS) LR L R	DO THIS SEQUENCE
1	SLOW DOG	DS-HEEL-HEEL-STEP L R L R	FOUR TIMES
1	TRIPLE KICK	DS-DS-DS-KICK-SL (forward)	
1	TRIPLE BACK	DS-DS-DSRS (backward)	
8	SHUFFLES	2R, 2L, R, L, R, L	
4	QUARTER STOMPS	STOMP-DT-H (1/4 L on each STOMP)	
2	STOMP DOUBLES	STOMP-DS-DSRS	

NAVY

4	MILITARY TURNS	DS-DS-DS-KICK-TURN 1/4 L-BA/HEEL-SL--DS-DSRS L R L R R L R L R
4	DOUBLE KICK BASICS	KICK(XIF)-KICK-DS(XIB)-R-STEP(XIF) L L L L (moving right then left)
		--forward----- ---backward---
2	TRIPLE PIVOTS	DS-DS-DS-ROCK-HEEL PIVOT 1/2 L-STOMP-DS-DSRS L R L R L R L R

ARMY

4	HEEL ROCKS	HEEL-RS--HEEL-RS--DS DS(XIF)-DSRS (left then right) L L L R L
1	TRIPLE KICK ---	PULL FLAG OUT AND HOLD HIGH
1	TRIPLE BACK	
8	SHUFFLES	

REPEAT TRIPLE KICK SEQUENCE

4	QUARTER KICKS	DS-KICK-SL (1/4 L on DS)
4	STOMPS	(in place)
1	TRIPLE KICK	(forward)
1	DOUBLE BASIC	DS-DSRS-- & STOMP (with arms raised high) R L R&L

"BULLY OF THE TOWN" Level: Beginner
Ralph Pierce Clog-Cue Record
Choreo By: BURTON EDWARDS, 835 Soco Road, Maggie Valley, NC 28751

INTRO Wiat 7 counts, STOMP, STOMP
R L
& 8

PART A

Flea	DB	UP	DB	DOWN	DB	UP	DB	DOWN	DB	UP	DB	DOWN	DB	UP	DB	DOWN
Flickers	R		R		L		L		R		R		L		L	
	&	1	&	2	&	3	&	4	&	5	&	6	&	7	&	8

Chain (rt)	DS	RS	RS	RS
	R	LR	LR	LR
	1	&2	&3	&4

Turn it	DB	ACROSS	DB	DOWN	HOP	HOP	DOWN	(hop is 360° turn)
Wrong	L		L		L	L	R	
	&	5	&	6	7	&	8	

Chain (lft)	DS	RS	RS	RS
	L	RL	RL	RL
	1	&2	&3	&4

Karate	DS	KICK	TURN (to back)	BASIC
Kick turn	R	L		L
	&5	&6		7&8

PART B

Kickin"	KICK	CH	RS	RS	RS	DS	KICK	CH	RS
Chicks	R	R	LR	LR	LR	L	R	R	LR
	&1	&2	&3	&4	&5	&6	&	7	&8

Twister	DB	TWIST	HB	TWIST	HB	TWIST	HB	CH	
	R	RL	RL	RL	RL	RL	RL	R	
	&	1	&	2	&	3	&	4	

2 Basics	DS	RS	DS	RS	(to back)
	L	RL	R	LR	
	5	&6	7	&8	

REPEAT TWISTER & 2 BASICS (turn to front)

Triple	DS	DS	DS	STOMP	STOMP
Stomp	R	L	R	L	R
	&1	&2	&3	&	4

Klip Klop	DS	DrS	DrS	DrS			
	L	R	L	R	L	R	L
	&5	&	6	&	7	&	8

BRIDGE

Toe-	KICK	CROSS	KICK	TOE	STEP	DS	DS	TOE	UP	BRUSH	CHUG	ST	ST			
Tappin'	R	R	R	R	R	L	R	L	L	L	L	L	L			
	&	1	&2	&	3	&4	&5	&	6	&	&	&	8			

SEQUENCE: A A B BR A A B BR A A B B BR END (stomp rt, stomp left)

HILLBILLY BLUES Int
Ralph's Clogque Records

Choreography: Naomi Fleetwood
2055 N. 500 W.
Columbus, In 47201

Wait 8 Beats
Sequence: A-B-C-A-B-C-A-B-C-ENDING

Part A

Replace Shuffle	DTS DTS(IF) DTS Replace L with R DTS DT/BACK L R L L R
	(Put R FooT Behind Left Knee) DR/SL DR/SL L L
Rock Basic	RS(OTS) RS(IB) DSRS
Fancy Double	Turn 1/2 Left To Face Back

REPEAT ALL OF ABOVE TO FACE FRONT

Part B

Triple Flap	DTS DTS DT/HL FLAP FLAP FLAP (Moving Forward) L R L L R L
Tammy	DTS DTS Tch(if) Slide-Drag-Chug R L R Both L
2 Potholes	DT/Heels Out Ba/Hl Chug L Both R L L
Karate	Turn 1/2 L to Face Back

REPEAT ALL OF ABOVE TO FACE FRONT

Part C

Pump Touch	DTS Brush Tch(XIF) Tch(XIF) Tch(OTS) Toe(IB)
Basic	Right Foot
Vine Touch	DTS DTS(IF) DTS(Turn 1/2 R) Tch Toe (IB) (Move L, Turn R) L R L R
	DTS DTS(IF) DTS Tch Tch Toe (IB) (Moving Right) R L R L

REPEAT PUMP TOUCH, BASIC AND VINE TOUCH

Ending

That's All	DSRS Heel/Tch(OTS) Heel/Step(IF) LLRL R R &1&2 &3 &4
	DTS DTS RS KICK

WRECK OF THE OLD 97

LEVEL: INTERMEDIATE

PRODUCED BY: RALPH'S RECORDS
CHOREO: MATT & MISSY PEARSON,
INTRO: 8 BEATS

Cued by:
MATT & MISSY
PEARSON



PART A:

Fancy Double	DS-DS(XIF)-R/S-R/S L R L R L R
Vine Turning	DS*-DS*-DS*-DS* L R L R
Chug A Rock	DS-K-R(turn 1/2 left)/S-K L R R L R
Donkey	DS-R(XIF)/S-R(OTS)/S-R(B)/S R L R L R L R *turn 1/4 right *****REPEAT A ON SAME FOOT TO FACE FRONT*****

PART B:

Triple Brush	DS-DS-DS-BR/SL L R L R L
Tomahawk Turn	DT(B)-R/S(turn)-R/S(turn)-CLAP-STOMP(OTS) R R L R L R
Time Step	STOMP-R/S-STOMP-R/S-STOMP R L R L R L R
Stomp Basic Chug	STOMP-DS-R/S(turn 1/4 left)-K L R L R L
	*****REPEAT B ON SAME FOOT TO FACE FRONT*****

PART C:

Fancy Double	DS-DS-R/S-R/S L R L R L R
Around The World	DS-BR(XIF)-BR(OTS)-R/S L R R R L
Running Rock Steps	R(OIF)/S-R(OIF)/S-R(OIF)/S-S/SL R L R L R L R R
Heel Klick	DS*-DS*-HEEL KLICK-R/S L R B L R *Turn 1/4 left
Repeat	*****REPEAT ABOVE ON SAME FOOT*****
Double Basic & 2 Single Basics	DS-DS-R/S DS-R/S DS-R/S L R L R L R L R L R

SEQUENCE: A - B - C - A - B - C - A - B - C - A - 1/4B

"LOST INDIAN" Level: INT.

MUSIC: CUED CASSETTE (5 MIN.), CARL'S CLOGGING SUPPLIES, AIKEN, S.C.
MANGUM/ALFORD RECORDING STUDIO, JACKSONVILLE, FL.
CHOREO: MARGE CALLAHAN, JACKSONVILLE, FLORIDA

INTRO : WAIT 16 BEATS THEN DO:

HEEL BEATS	TIMES	STEP	
16	(2)	L R L R L DSRS DSRS DS DS DSRS	"EASY STEP"
8	(2)	L R L R L DS DS DS(FORWARD) STAMP H	"TRIPLE STAMP"
		R L R DS DS DSRS (TURN ½ RT.)	"TRIPLE TURN"

* *

PART A "KAW-LIGA TOUCHES"

16	(2)	L R R R R R R R DS TH(F) TH(XIF) TH(F) TB TH(F) TH(XIF) TH(F) (Alternate footwork, don't forget heel bts between touches)							
8	(1)	L R L R L R DS DS STOMP(OTS) STOMP(OTS) ROCK(XIB) STEP(XIF) &1 &2 & 3 & 4							"CHEROKEE"
		L L R L DSRS DRAG HEEL/FLAP STEP &5&6 & 7 & 8							"KICKER TURN"
8	(1)	R L L R R L R L DS & KICK DS & KICK DS DS DS & KICK							(½ RT.)
32	(1)	REPEAT ABOVE 32 BEATS TO END FACING FRONT							

* *

PART B "KENTUCKY DRAGS"

8	(4)	L L R DS DRAG STEP(XIF)	MOVING LEFT
8	(1)	L R L R L DSRS DSRS DS DS DSRS	"EASY STEP"
16	(1)	REPEAT ABOVE 16 BEATS, MOVING RIGHT	
8	(1)	L R L R L DS BALL(XIF) BALL(XIB) BALL(OTS) STEP(XIF)	PAUSE
		R R L R TCH(XIB) STOMP DS DSRS	"TWISTER & STOMP DOUBLE"
8	(2)	L R R R DS DT(F) TB BR(UP)	"ALABAMA"
16	(1)	REPEAT "TWISTER"--"STOMP DOUBLE"--"2 ALABAMAS"	

* *

HEEL

BEATS	TIMES	STEP				
		PART C				"PALMETTO SHUFFLES"
		L	R	R	L	R
12	(3)	DS	TCH(XIF)	DT(B)	DRAG	STEP(XIB) MOVE LEFT
		L	R	L		
4	(1)	DS	DS	DSRS		"TRIPLE"
16	(1)	REPEAT ABOVE 16 BEATS STARTING WITH RT. FOOT & MOVE RT.				
		L	R	L		
8	(4)	DS	STAMP(UP)	H		"BIG FOOT" Alternate footwork
		L	R	L		
8	(2)	DS	DS	DSRS -TURN ½ LT. ON EACH "TRIPLE"		
16	(1)	REPEAT "BIG FOOT" & "2 TRIPLES" SAME FOOTWORK & TURNS				
64	(1)	REPEAT ALL OF PART B				
64	(1)	REPEAT ALL OF PART A				
		ENDING				"PUSH-OFF & 2 BASICS"
		L		R	L	
8	(1)	DSRSRSRS		DSRS	DSRS	

SEQUENCE: INTRO--A--B--C--B--A--ENDING

ABBREVIATIONS: DSRSRSRS=Double toe step rock step rock step rock step. DSRS=Double toe step rock step. DS=Double toe step. DT=Double toe. TH=Touch heel. TB=Touch back. (XIF)=Cross in front. (XIB)=Cross in bacl. (OTS)= Out to side. (F)=Front. BR=Brush. H=Heel. TCH=Touch. L=Left foot. R=Right foot.

MARGE CALLAHAN
7224 KIVLER DRIVE
JACKSONVILLE, FL. 32210
1-904-771-7987

CARL'S CLOGGING SUPPLIES
RT. 1 BOX 208-A
AIKEN, S.C. 29811
1-800-848-6366(ORDERS ONLY)

2ND ANNUAL

"GULF COAST CLASSIC"



CLOG COMPETITION

FEB.29 & MAR.1, 1992

LARGE WOODEN SURF

At The Beautiful

HADJI SHRINE TEMPLE

800 W. NINE MILE RD.
PENSACOLA, FLORIDA

SPONSORED BY: Sonny Erdwins, Inc.

Competition Categories:

* *

Challenge Solos – (1st & 2nd dance of)
Novice Solos
Buck & Wing
Open Style Line
2-8 Couple Precision Show
A cappella' Solos
Same Sex Duos
Show Duets
Line Dance
2-8 Couple Hoedown
FLORIDA STATE CHAMPION TEAM
PLUS OVERALL GRANDCHAMPION TEAM
PEE WEE DIVISIONS/ELEMENTARY, JUNIOR, & SENIOR SOLO CHAMPIONS MALE AND FEMALE

* *

HOST MOTELS:

UNIVERSITY MALL

Hampton Inn
7330 Plantation Road
Pensacola, FL 32504
(904) 477-3333

Holiday Inn
7200 Plantation Road
Pensacola, FL 32504
(904) 474-0100

For More Information
Contact:
Brenda and Sonny Erdwins
7105 Mobile Highway
Pensacola, FL 32526-8503
(904) 944-2527

HERITAGE CLOGGING SUPPLY

A TRAVELING VENDOR'S CLOG SHOP

available for your workshops, conventions, festivals and competitions.



Mail orders are now available. We offer shoes, Stevens Stompers taps, 45's records, record sleeves, diplomas, clog badges, lettering on T-Shirts, shoe bags, towels, and sweatshirts.

Also available are bookings for SALLIE to instruct at your next workshop. Her teaching specialty is for the beginners, senior citizens, and easy to intermediate fun-level clogging instructions.



Call Us For Dates

Jack and Sallie Adkins
P.O. Box 32486
Columbus, Ohio 43232
Phone (614) 491-0149

Compete!
Have Fun!
Enjoy K.C.!

American Royal

World's Largest International Barbecue Contest



CATEGORIES:
Duo/Duet
Solos
Line
2-8 Couple Precision
2-8 Couple Hoedown
Show
Plus Others

BARBECUE

2nd ANNUAL

CLOGGING CLASSIC

FALL 1992

(End of September or Early October - Exact Dates to be Announced)

KANSAS CITY, MO

Executive Consultant: Missy Pearson Host Team: Klogghoppers

For further information, contact: Pamela McKee -- (816) 221 - 9800

American Royal Barbecue
1701 Americna Royal Court
Kansas City, MO 64102

AWARDS:
Rosette Ribbons
(all age division winners)
Trophies
(overall winners)
Cash*
(overall winners)

*Excluding Novice

Chip and Darl Presents :

The Ohio State Clogging Escape II

Holiday Inn Dayton Mall (Holi-dome)

7999 Prestige Plaza Dr.
Dayton, Ohio
513 - 434 - 8030

September 18th and 19th , 1992

Featuring :

Steve Smith — Jeff Driggs
Chip Woodall — Darl Moreland
Naomi Fleetwood

Cost :

- Pre- Registration : $20.00 per dancer
- At the Door Registration : $24.00 per dancer

Tentative Schedule :

Friday Dance	7:00 - 10:00
Saturday Workshop	9:30 - 5:00

Send Registrations to : Darl Moreland
1979 Crystal Bay E. Dr.
Plainfield, IN 46168
(317) 839-4442

New!

PA-7025
PA-7050



FANCY FEET
Dance & Band Wear
P.O. Box 569
Clinton, MS 39060
WRITE
For Free Catalog of other clogging items

PUBLIC ADDRESS W/BUILT-IN CASSETTE RECORDER

Hamilton's new PA-7025/PA-7050 is a combination PA and variable speed cassette recorder that combines commercial features with industrial durability.

The PA and the cassette recorder can function simultaneously so that speeches made over the PA can be recorded, or the cassette player can provide background music for voice-over. **THE PA-7025/PA-7050 is an excellent instructor's tool which can be used in aerobics, dancing, cheerleading, voice training, drill teams, and other similar applications.**

The Variable Speed Feature (plus or minus 15% center detent, with rotary control) automatically disengages during recording to assure 1⅞ inches-per-second speed.

The unit uses either wired or wireless mics. It has: an auxiliary speaker jack for addressing larger audiences; single-touch recording; a large speaker that faces the audience so that the controls can be conveniently manipulated on the slanted front panel; an extra-durable cassette mechanism; and a rugged, black vinyl-covered wood case.

25 watt RMS OR 50 watt RMS models; additional speaker jack and Line-In/Line Out jack with adapter cables for these functions. Resetable 3 digit tape counter.

JANICE & KELLEE
HANZEL

WISH ALL OUR CLOGGING
FRIENDS A WARM AND
SAFE HOLIDAY SEASON

NEW AREA CODE
510-829-0846

5TH ANNUAL NORTH CAROLINA CLOGGING COUNCIL, INC.
STAMPEDE

DURHAM
NORTH CAROLINA ™

September 11, 12 & 13, 1992

Hosted by Carolina Heartland Cloggers

Instructors: Scotty Bilz, Chip Futrell, Sherry Glass, Simone Pace, Elliott Skeen, Chip Summey, Monika Ward, Eddie White & Chip Woodall

And Introducing: Junior Bertaux, Anna Gerow, and Chris Stone

"Instruction for all levels: basic beginner through advanced"

For the first time: sleep and clog under the same roof!

All events will take place at the Omni Durham Hotel/Durham Civic Center
201 Foster St., Durham, NC 27701

For more information contact Chip Futrell at (919)856-0344.

SI-BIL PRODUCTIONS

CLOGGING VIDEO WORKSHOPS



BEGINNER TO SUPER ADVANCED — TRADITIONAL TO ULTRA MODERN

Simone N. Pace & Bill Nichols

#1 ***AN INTRODUCTION TO SOUTHERN APPALACHIAN SQUARE DANCING*** — *A beginners guide to the traditional square dance forms with which clogging steps became intermixed as part of a regional tradition and is one of the square dance categories of clogging competitions. Taught by: BILL NICHOLS*

#2 ***AN INTRODUCTION TO RUNNING SET HOEDOWN*** — *THE English Quadrille was the standard country dance formation when this nation was born. The Running Set is one of several square dance forms performed from this formation and was a precision or singing dance in its original form. The word "Hoedown" designates the Americanization of the dance as it became a "freestyle" dance form. One of the two square dance forms that make up our clogging heritage. Taught by: GARLAND STEELE*

#3 ***ADVANCED STEPS WITH BUCK AND CANADIAN INFLUENCE*** — *This is definitely not for beginner dancers. The video combines the influence of Buck Dance and Canadian Step Dancing with clogging steps to create some very fast paced steps used in todays advanced line and show routines. Taught by: SIMONE*

#4 ***26 INTERMEDIATE STEPS*** — *For the dancer who is out of the beginning level and wants a good source of steps used in todays line and show intermediate workshops. Also a very good reference for instructors. Taught by: SIMONE*

#5 ***BEGINNER CLOGGING LESSONS 1 - 12*** — *This gives the beginner the ability to see the steps you didn't quite get in class — one more time — or, over and over in the privacy of your own home. This ground floor introduction to basic clogging steps is instructed by the man who originated most of todays basic clogging terminology. Taught by: BILL NICHOLS*

#6 ***BEGINNER CLOGGING LESSONS 13 - 24*** — *A continuation of beginner clogging. Builds on lessons 1 - 12 and introduces the drag-slide technique into your footwork. Also uses a lot of backward moving steps to get used to this direction and guides the dancer through the "harder" beginner steps. Taught by: BILL NICHOLS & SIMONE*

#7 ***BASIC BUCK AND BASIC CANADIAN STEPS*** — *For the clogger who wishes to expand their talent into the other dance forms which are becoming a large part of todays workshops. Instructions for the basic body movements that define the two dance forms, with lessons on how to combine these basics with clogging steps. Prepares the dancer for advanced classes, workshops, and competitions. Taught by: SIMONE*

#8 ***AN INTRODUCTION TO RUNNING SET HOEDOWN PART 2*** — *A sequel to Video #2. Taught by: GARLAND STEELE*

#9 ***THE SILVER BULLETS CHALLENGE*** — *The first in a series of super-advanced videos using steps to prepare the dancer for competition. Taught by: SIMONE NICHOLS-PACE & THE SILVER BULLETS*

#10 ***ADVANCED/HIGH INTERMEDIATE CLOGGING STEPS*** *w/Simone — Steps which are great to add to any choreography. Extremely useful for exhibition and competition oriented dancers. Great for pageant routines! Taught by: SIMONE*

*#11 ***INTERMEDIATE DANCES WITH MERCY MARTINEZ*** — *Kamuela Breakdown (E-Z Int), Pass It On Down (Int.+), Bayou Boys (Int), Why'd You Come in Here Looking Like That (Int. +), Get Me Back To Dixie (Int. +).*

*#12 ***INTERMEDIATE DANCES WITH LYNNE GOODE*** — *Axel F, Fiddlin Man, Leave It Alone, Next To You Next To Me, All My Rowdy Friends.*

*#13 ***ADVANCED DANCES WITH CHIP FUTRELL*** — *Batdance (Adv. +), U Can't Touch This (Adv. +), Escapade (Int +).*

#14 ***LIFTS WITH JAY LEDFORD*** — *Lifts for show routines and show duets.*

#15 ***COUPLE MOVES WITH CHIP SUMMEY & SHANNON LOWERY*** — *Couple movements, twirls, and steps for use in duets and team routines.*

#16 ***FREESTYLING WITH SIMONE & THE SILVER BULLETS*** — *Learn to freestyle for competition or just for fun. Tips on the Do's and Dont's of freestyling for competition.*

#17 ***Q-SHEETS AND HOW TO QUE DANCES*** — *Janice Hanzel shows different q-sheets and how to read them, plus for instructors how to que dances for classes and workshops.*

All Videos are at least 60 minutes in length. (VHS Only).
** Dance Collections do not include music because of copy rights.* **Allow 2 weeks for delivery.*

MAKE CHECKS PAYABLE TO:

BILL NICHOLS
245 QUAIL HOLLOW LANE
WALHALLA, SC 29691
803-638-6002

VIDEO COST: $49.95 EACH OR 3 FOR $125.00
POSTAGE FEE: $3.00 FIRST VIDEO & $2.50 FOR EACH ADDITIONAL VIDEO.
S.C. RESIDENTS ADD 5% SALES TAX U.S. CURRENCY ONLY

VENDOR _____

NAME _____

ADDRESS _____

CITY _____ STATE _____ ZIP _____

VIDEO # _____

TOTAL (Plus postage & tax) _____

13th Annual



OCTOBER 2 & 3 1992

FRI - 1PM-11PM
SAT - 9AM-11PM

Sponsored by
J-Ville Cloggers
Sanctioned by FCC

Civic Auditorium
300 West Water Street
Jacksonville, Florida
(next to the Jacksonville Landing)

Fiesta

★ Beginner ★ Intermediate ★ Advanced ★ Steps ★ Critique Hall ★
★ Exhibitions ★ Syllabus ★ Records ★ Vendors ★

	Advance Registration Prior to 9/14/92	At the Door
Adult	$18.00	$24.00
Child (12 & under)	13.00	19.00
Spectator	6.00	8.00

For More Information: (904) 642-4222
All tickets will be held for pickup at the door. All Instructors/Directors wishing to exhibition or teach must send in advance, their written request to: Sally Thompson, 1560 Grove Park Boulevard Jacksonville, FL 32216.

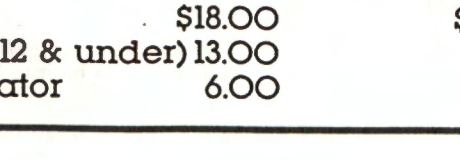

SHOES, TAPS & NOVELTIES

R.R. #5, Forest
Ontario, N0N 1J0
(519) 786-5665

Chris & Paul Rodey

CLOGGERS SERVING CLOGGERS



For Minnesota
Clogging Information:
Patti Low-Weimer, GSCA
Corresponding Secretary
3221 East 71st St.
Inver Grove Hts., MN 55076
(612) 457-7124



4th Annual Showboat Clogging Competition



June 27 & 28
Sanctioned by NCHC & ACHF

"RAMADA" STEINBRENNER'S
YANKEE INN
(Exit 70) I-75 & US 27
Ocala, Florida

Host Team:
Oklawaha River Express Cloggers

For Information & Registration Contact:
Jo Cummings
14345 SE 80th. Ave.
Summerfield, Fl. 32691
(904) 245-5295

Kevin "Country Boy" Bourgoine
Clogging Workshop Instructor
Choreographer

1550 County Line Road
Wayland, NY 14572
(716) 728-5882

ascap
BMI

CLOGG INSTRUCTOR

WORKSHOPS
SEMINARS

MISSY PEARSON
816-358-5283

8th ANNUAL
CARPET CAPITAL

Hoedown

Clogging Workshop
Saturday, November 14, 1992

INSTRUCTORS

Tandy Barrett Lynne Goode
Betty Almond Chip Futrell

Dalton Parks and Recreation Department
PO Box 661 Dalton, GA 30722
404-278-5404



ELAINE R. STEELE
Clogging Instructor

131 N. Higley Rd. #124
Mesa, Arizona 85205
602-641-8818

THE 1992
MISS AMERICAN CLOGGER PAGEANT
August 7 & 8, 1992



Jodi Adele Morrison
Miss American Clogger 1991

Contestants are judged on: Interview - 30%
Talent - 40%
Evening Gown - 30%

One Overall winner will be awarded, plus age division winners, and 2 runners-up in each age division.

Other Awards Include: Talent, Best Interview, Photogenic, Most Beautiful Evening Gown, Congeniality, and Best Clogging Costume.

Age Divisions are: 6-8, 9-12, 13-16, 17-20, 21 & over.
*There must be at least 3 contestants in an age division in order to have that age division.

To Request Application, Fill out Form Below & Mail to:

Simone Pace
3 Crest St.
Lyman, SC 29365

Name _____

Address _____

City _____ State _____ Zip _____

_____ I would like an application for the Miss American Clogger Pageant.

DAVE'S PHOTO & VIDEO SERVICE



1386 Round Top Road
Elizabethtown, KY 42701
(502) 737-0236

"CAPTURED EXPRESSIONS"

Our work is custom designed
for YOUR SPECIAL EVENT!

- Weddings
- Anniversaries
- Reunions
- Conventions
- Bar- Bat Mitzvahs
- All Parties

- Family Portraits
- Portraits
- Candid
- Murals
- Architectural
- Tours

- Medical
- Legal
- Brochures
- Menus
- Tours
- Light Industrial

- Video Editing
- Film, Slides, or Photographs transferred to Video Cameras
- One to Four Video Cameras
- Audio Dubbing
- Deluxe or Custom Photo Prints
- Photo & Video Greetings

"WE GET EXCITED"
Producing The Results
YOU WANT!

"SET YOUR SAILS" for the Tenth *Jamboree by the Sea*

Clogging Festival at Myrtle Beach, S.C.
May 9, 1992

Scotty Bilz Jeff Driggs Chip Futrell Eddie White
BILL NICHOLS SIMONE NICHOLS-PACE

GUEST INSTRUCTORS

Kevin Bourgoine Bobbie Paul Chris Stone Jamie Watson Christa Wilson
Jimmy Watson Anna Gerow Marsha Lester Loy Sampels

FOR INFO: Simone Nichols-Pace (803) 949-3300
3 Crest Street, Lyman, S.C. 29365

JOSH KING

Clogging Instructor

5210 Sanford
Houston, Texas 77035
713/729-7437

P.O. Box 6815
Denton, Texas 76203

Produced by Mike Seeger with Ruth Pershing

Talking Feet

Solo Southern Dance: buck, flatfoot and tap



Luther Boyd

Featuring 24 dancers videotaped on location in West Virginia, Kentucky, Virginia and North Carolina

"**Talking Feet** is an exploration of a dance form rich in American do-it-yourself pride."
Frank Hall, dancer, dance anthropologist

90 minutes, video,
$49.95 + $3.50 UPS (+7 ¼% tax in CA)

Available from

Flower Films
10341 San Pablo Avenue
El Cerrito CA 94530
(415) 525-0942

LEARN TO DANCE WITH BURTON

835 SOCO ROAD, MAGGIE VALLEY, NC 28751 (704) 926-3326

VIDEOS FEATURING BURTON EDWARDS, BOBBY REVIS, BRENT MONTGOMERY AND THE MAGNUM CLOGGERS

Burton has researched the traditional style of clogging and buck dancing back to the early 1900's. He now offers this unique style of clogging to you in a variety of instructional videos with the help of some talented dancers.

Beginner Clogging & Buck - fundamentals of clogging, "Burton's Basic", and famous "Pitter-Patter" step. 90 Minutes.

Intermediate Clogging & Buck - more challenging steps, improves style & technique. 90 minutes.

Advanced Clogging & Buck - most exciting steps in use, great for competitive clogging. 90 minutes.

A Cappella - 60 minutes of the best "sound" steps.

"Tuff Buck" - features Burton Edwards & Bobby Revis.
"Tuff Buck" II - features Burton, Bobby and Brent Montgomery.
"Tuff Buck" III w/ Burton, Bobby, Brent and Cameron Chappell.
Each "TB" is 60 minutes of the most challenging steps in use!

** ABOVE VIDEOS: $50. each, 2 for $90. or 3 for $130. **

Just Clogging - Burton teaches you 3 beginner, basic steps in clogging, a fun tape for all ages - 15 min. - $19.95.

Just Buck - Features Becky Edwards - a short intro to basic buck steps - great for everyone - 15 min. - $19.95.

Also available, clogging line dances - which offer step by step instruction and fun routines for only $24.95!

STREETS OF BAKERSFIELD - Intermediate level - 20 minutes
PINK CADILLAC - Inter - Advanced level - 20 minutes
HELLO TROUBLE - Beginner-Int. level - 20 minutes
I WANNA DANCE WITH SOMEBODY - Inter-Adv. level - 20 minutes
WORKING MAN BLUES - Inter-Advanced level - 20 minutes
HIGHWAY 40 BLUES - Beginner - 20 minutes
EVERY LITTLE STEP - Intermediate level - 20 minutes
ALL NIGHT LONG - Intermediate level - 20 minutes
ICE, ICE BABY - Intermediate level - 20 minutes
OKLAHOMA SWING - Intermediate level - 20 minutes
HILLBILLY ROCK - Beg.-Int. level - 20 minutes
RIGHT STUFF - Intermediate level - 20 minutes

COUNTRY & WESTERN DANCE VIDEOS AVAILABLE ALSO FOR $16.95!

MANY MORE AVAILABLE IN 1992!!!

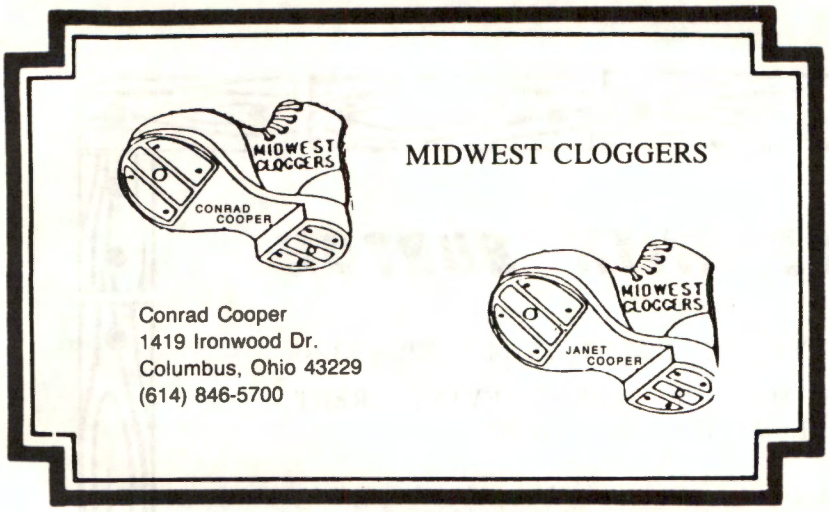
MIDWEST CLOGGERS
CONRAD COOPER
MIDWEST CLOGGERS
JANET COOPER
Conrad Cooper
1419 Ironwood Dr.
Columbus, Ohio 43229
(614) 846-5700


P.O. Box 53
Strafford, VT 05072
802-765-4532
Northern Light Cloggers
JOIN US
in beatiful
VerMONT
Jan 24-26, 1992
CLOG/SKI Week-END
fun. Affndable!


Janice Lee
Clogging
Instructor - Coordinator
Choreographer
Biggest Little City Cloggers
Exhibition Team
Sierra Sage
Cloggers Club
(702) 825-2273
Reno, Nevada


Renfro Valley®
CLOGGING
COMPETITION
MAY 23-24, 1992
LINE - SHOW - DUO - DUET
INDIVIDUAL
COMPETITION
FOR RULES AND REGISTRATION BOOKLET
CALL - 1-800-765-7464
RENFRO VALLEY - KENTUCKY - 40473
"KENTUCKY'S COUNTRY MUSIC CAPITAL"
LOCATED OFF I-75 - EXIT 62

IMPORTANT ANNOUNCEMENT

VIDEO SALES

Be sure to purchase your 1991 NATIONAL CLOGGING CONVENTION video!!



On sale at the C.L.O.G. membership booth and each workshop hall !!

Don't leave Nashville without ordering yours

MUSIC CITY USA
UNIVERSAL CLOGGING CHAMPIONSHIPS



OPRYLAND HOTEL

NASHVILLE TENNESSEE

FOR INFO: Joann Gibbs

(404) 925-1475

Labor Day Weekend 1992

Spring Fling '92

March 6 & 7, 1992

The Grand Hotel & Convention Center

Pigeon Forge, TN

Charlie Burns
Jeff Driggs

Barry Fayne
Sherry Glass
Bill Harkleroad

Mercy Martinez
Bill Nichols
Jeff Parrott
Chip Summey
Paula Trask-Heskett
Chip Woodall

Jay Ledford

Introducing:
Dieter Brown • Gina Shortridge

For Information Contact:

Simone Pace
3 Crest St.
Lyman, SC 29365
(803) 949-3300

Lynne Goode
8317 Ball Camp Rd.
Knoxville, TN 37931
(615) 691-7428

R S

RANDOM SOUND, INC.
7317 Harriet Ave S., Minneapolis, MN 55423

Oscar & Shirley Johnson
(612)869-9501

RECORD CASES
Available in 4 sizes
Plastic Record Sleeves

SOUND EQUIPMENT
ASHTON * CALIFONE
Speakers, Speaker Stands
Needles

STEVEN STOMPER TAPS
Nail-on*Glue-on*Buck
Mens
Ladies
Childrens

MISCELLANEOUS
Novelty Clogging Items
3-5 Year Calendars
Badge Tabs & more!

TAPE RECORDERS
Sing-along machines
Variable Speed
Blank 5 minute tapes

BELL TAPS
Available on request

MICROPHONES
ASTATIC * ELECTRO VOICE * WIRELESS

Repair Service Available

FREE FREE FREE **CATALOG** FREE FREE FREE

Call or send for yours today!

10th. ANNUAL
LAVENDAR MOUNTAIN CLOGGING FESTIVAL
Rome, Georgia
SATURDAY
JAN. 25, 1992

FREE WORKSHOP RECORDS
WILL BE GIVEN TO TEAM DIRECTORS WITH 10 OR MORE DANCERS REGISTERED FOR WORKSHOP

TIME
* 9:00 - 12:00 WORKSHOPS *
(12: - 1:30 LUNCH)
* 1:30 - 4:30 WORKSHOPS *
(4:30 - 7:00 DINNER)
7:00 - 9:30 DANCE, REVIEW, REQUESTS, AND EXHIBITIONS.

*Those planning to give an exhibition MUST attend the workshop & pay dancer's fee. NO EXCEPTIONS.

VIDEO CAMERAS WILL BE ALLOWED, BUT THERE WILL BE SOME RESTRICTIONS. CAMERA OPERATOR MUST PAY DANCERS FEE.

A CLOG DOWN WILL BE HELD AND AWARDS PRESENTED TO THE DANCERS.

LOCATION:
The workshop will be located at the Coosa Valley Fairgrounds in the Exhibits building. From downtown rome proceed to the intersection of Broad Street and Turner McCall Blvd. Take GA Hwy 293 south. Go 9/10 mile. Fairgrounds are located on the right. If you would like a map, send a Self Addressed Stamped Envelope to Steve St.Clair: P.O. Box 242, Armuchee, GA 30105



Instructors
TANDY BARRETT
SCOTTY BILZ CHIP FUTRELL

WORKSHOPS:
(STEPS & LINE DANCES)
BEGINNER-TO-ADVANCED LEVEL.
DANCE TO COUNTRY, BLUEGRASS, AND ROCK 'N' ROLL!

FEES:
DANCERS
In Advance - $13.00/Dancer
At The Door - $16.00/Dancer
FOR WORKSHOPS AND DANCE (ALL DAY)

SPECTATORS
In Advance - $3.00/Spectator
At The Door - $4.00/Spectator
(ALL DAY)
For Evening Exhibition Only:
$2.00/Spectator

FOR MORE INFORMATION CALL:
STEVE ST. CLAIR
(404) 234-5728
or
BETTY JEAN ALMOND
(404) 295-1818
(404) 291-4836

REFRESHMENTS AND SYLLABUS WITH ROUTINES AVAILABLE
DOOR PRIZES
RECORDS, SHOES, TAPS, BADGES, AND OTHER ITEMS WILL BE AVAILABLE BY:
CARL BLANTON of AIKEN, SOUTH CAROLINA

PRE - REGISTRATION
IF YOU PLAN TO ATTEND THE WORKSHOP, YOU MAY PRE - REGISTER BY SENDING YOUR NAME, ADDRESS, AND PHONE NUMBER, ALONG WITH A CHECK OR MONEY ORDER PAYABLE TO: **LAVENDAR MOUNTAIN CLOGGING FESTIVAL.** *MAIL TO:*
STEVE ST. CLAIR, P.O. Box 242, ARMUCHEE, GA 30105

EXHIBITION SIGN UP
IF YOU WITH TO GIVE A TEAM OR DUET EXHIBITION SATURDAY NIGHT, YOU MUST SEND IN THE TEAMS NAME, DIRECTOR(S)' NAME/PHONE NO., AND NOTICE TO GIVE EXHIBITION. EXHIBITIONS WILL BE ON A FIRST-COME, FIRST-SERVED BASIS.

5th ANNUAL

KICKIN' 92 CLOGGING FESTIVAL

TANDY BARRETT SCOTTY BILZ JEFF DRIGGS
JEFF PARROTT CHIP WOODALL

Beginner, Intermediate & Advanced Routines, Steps & More!

Records, shoes & other supplies will be available!

Friday, January 10, 1992: 7:30 - 11 PM

Saturday, January 11, 1992: 9AM - 4:30 PM; 7:30 - 11 PM

Georgia National Fair & Agricenter Complex

Georgia Living Building • I-75, Exit 42, Perry, GA
25 miles south of Macon

Pre-registration:	Child Dancers (6-12)	$12
	Adult Dancers (13 up)	$16
	Spectators (5 & under free)	$3
At-the-Door:	Child Dancers (6-12)	$15
	Adult Dancers (13 up)	$20
	Spectators (5 & under free)	$3

Accomodations: Thrift Lodge (soon to be renamed the Travelodge)
I-75, Exit 42 behind Cracker Barrel Restaurant
$29 (1-4 persons, 2 double beds)
912/987-7355

For Information & Registration: Kickin' Clogging Festival
P.O. Box 13242
Macon, GA 31208

Call: Laura Bloodworth 912/741-1277

Pre-registration ( ) $12 Child ( ) $16 Adult ( ) $3 Spec.

Name: _____ Phone: ( ) _____

Address: _____ City/State/Zip: _____

Team or Club Name: _____ Director: _____

Would your group like to exhibit Saturday night? ( ) Yes ( ) No
Everyone who exhibits must pay a dancer registration fee.



The time has come for ol' Parrokeet to settle down.
I have finally found the woman I've always dreamed of finding.
Someone to care for, share all of my dreams, and walk with me down
that long road of life.

~

A duet partner forever.

~

Her name is Jennie Lynne Beauchamp.
She is from White Springs, Florida. And yes, she is a clogger.
Jennie Lynne dances with the "Clogging Express" from Valdosta, Georgia.
We will be looking forward to seeing all of you at the wedding,
to take place in the spring of 1992!!

1250 Washington Street
Post Office Box 346
Columbus, Indiana 47201



COLUMBIA
Press INC.

Telephone 812-372-4481

FAX 812-372-4504

Quality Printing (Offset and Letterpress)

COLUMBIA PRESS, INC. CAN PRODUCE YOUR COMPLETE GRAPHIC REQUIREMENTS FROM ART AND LAYOUT THROUGH PRODUCTION.

Advertising Promotion Literature • Forms • Catalogs
Publication Inserts • Envelopes • Letterheads • Brochures • Labels
4—Color Process

Gene and Dorothy Mobley

CUSTOM SCREEN PRINTING

• T-Shirts • Sweatshirts • Specialty Items

MERCURY
SCREEN PRINTING CO.

1250 Washington Street
Post Office Box 346 • Columbus, Indiana 47201 • 812-372-7677

Gene and Dorothy Mobley

WILCOX WORLD TRAVEL AND TOURS

"The Official Travel Agent of C.L.O.G."

Salutes



Chip Summey

WILCOX TRAVEL is here to serve C.L.O.G.'s every travel need.

for individual and team travel throughout the year

ask for DIANNE BOSWELL

1-800-438-5828
(704) 254-0746
Monday-Friday 8:30a-5:30p (EST)





for convention and foreign travel

ask for TAMMY HOGSED

1-800-438-5828
(704) 254-0746
Monday-Friday 8:30a-5:30p (EST)

WILCOX WORLD TRAVEL AND TOURS, 1705 BB&T Building, Asheville, NC 28801
Fax: 704-255-8212 International Telex: 8100070719



Dollywood®

Smoky Mountain Clogging Classic

June 11 - 21, 1992

This special event will feature over 500 clogging exhibitions showcasing traditional & contemporary styles. Come celebrate a Smoky Mountain tradition of heritage & homespun fun!

OVER $10,000

In Prize Money & Trophies

PLUS!

Championship Clogging Competition

June 11, 12 & 13, 1992

Dollywood®

For More Information: Write or Call:
Patty Davis or Charley Reynolds
Dollywood Entertainment Division
1020 Dollywood Lane
Pigeon Forge TN 37863-4101
(615)428-9433 or (615)428-9434

★★★★★★★★★

MUSIC COUNTRY USA

CLOGGING CHAMPIONSHIPS



JUNE 24, 25, 26 & 27 1992

OZARK MOUNTAIN AMPHITHEATER

BRANSON, MISSOURI

INTRODUCING AMERICA'S PREMIERE CLOGGING EVENT !!
Successor to Silver Dollar City's popular Clogging Extravaganza. Thousands of Dollars in Prize Money & Trophies in this spacious, fully equipped professional outdoor theater seating 8000 people, with covered stage. Four full nights of first class competition located in the heart of the "Las Vegas of the Ozarks"!!

CONTACT: Joann Gibbs (404) 925-1475