TCC PRESENTS:

A TEXAS CLOGGER PRODUCTION
A CLOG FILM



February 9-10, 1990

Houston, Texas

TABLE OF CONTENTS

Ace in the Hole.....33
Bayou Boys.....41
Big Mamou.....34
Birth of Rock N Roll.....52
Burnin'Old Memories.....39
Bust-A-Move (Bilz).....11
Bust-A-Move (Brown).....57
Cold Hearted Snake.....43
Cotton Eyed Joe.....48
Dance Little Bird.....50
Dangerous.....5
Don't You.....20
Friday Night in America.....3
Get on Your Feet.....8
Gone, Gone, Gone.....61
Grandfather's Clock.....64
Hambone.....1
How Do.....62
I Feel the Earth Move.....54
I Live by the Groove.....14
I'm a One Woman Man.....2
It's No Crime.....6
La Cassine Special.....37
Leave It Alone.....44
Let Me Tell You About Love.....45
Love Shack (Brown).....23
Love Shack (Woodall).....56
New York, N.Y.....47
Opposites Attract.....59
Pump Up the Jam.....18
Rhythm Nation.....22
Salty Dog Rag.....51
Schottische.....49
This Time I Know It's For Real.....29
Trust.....16
Waltzing Matilda.....31
With Every Beat of My Heart.....26

TENTATIVE SCHEDULE FOR THE 11TH ANNUAL TEXAS CLOGGERS RALLY - FEBRUARY 9-10, 1990

	HALL A INT./ADVANCED	HALL B INTERMEDIATE	HALL C INTERMEDIATE	HALL D BEGINNER/EASY I.	HALL E INTERMEDIATE	SEMINAR
9:00	CHIP WOODALL GEORGIA ADV DANGEROUS	X	KEVIN SELLEN ALABAMA WALTZING MATILDA EASY INT.	"BIG" JOHN WALTERS BEGINNING CLOGGING	SCOTTY BILZ TANDY BARRETT I FEEL THE EARTH MOVE (EASY INT)	X
10:00	DUSTY GIAMANCO TONYA GIAMANCO GLORY BOUND IT'S NO CRIME INT. LINE	SCOTTY BILZ TANDY BARRETT PUMP UP THE JAM HIGH INT	CAROLE HALL COTTON COUNTRY ACE IN THE HOLE INT LINE	(CON'T.)	CHIP WOODALL GEORGIA LOVE SHACK INT LINE	CHARLENE BURTON YELLOW ROSE LIFTS & STUNTS
11:00	ADAM KING YELLOW ROSE GET ON YOUR FEET INT. LINE	LORI CANNON CANNONBALL CON'T YOU INT. LINE	LEE HUDMAN BUNCY ALLPHIN TEXAS LOVIN' BIG MAMOU COUPLE PRECISION	ROSELLEN KERR QUICKSTEPPERS LEAVE IT ALONE EASY INT	RANDY BROWN YELLOW ROSE BUST-A-MOVE INT. LINE	TANDY BARRETT CHIP WOODALL SHOW PRODUCTION
12:00	LUNCH	LUNCH	LUNCH	LUNCH	LUNCH	LUNCH
1:00	SCOTTY BILZ GEORGIA BUST-A-MOVE SUPER ADV. LINE	SASHA LATHAM YELLOW ROSE NT RHYTHM NATION JAZZ	KEVIN SELLEN ALABAMA La CASSINE SPECIAL CLOG-CUE	"BIG" JOHN WALTERS LET ME TELL YOU ABOUT LOVE EASY BEG	JOSH KING YELLOW ROSE OPPOSITES ATTRACT INT. LINE	CHIP WOODALL GEORGIA FINANCIAL MANAGEMENT
2:00	ANDREW LAMBIE FLATLAND I LIVE BY THE GROOVE INT/ADV	LISA BROWN RHYTHM LOVE SHACK INT	ROBERT DE LA FUENTA CACTUS EXPRESS BURN' OLD MEMORIES (INT)	CHARLENE BURTON YELLOW ROSE LORI CANNON CANNONBALL FUN MIXERS	SCOTTY BILZ TANDY BARRETT GONE, GONE, GONE EASY INT	CAROLE HALL COTTON COUNTRY CREATIVE PROBLEM SOLVING
3:00	JOSH KING YELLOW ROSE TRUST ADV. LINE	CHARLENE BURTON YELLOW ROSE WITH EVERY BEAT OF MY HEART INT. LINE	KEVIN FUESS CACTUS EXPRESS BAYOU BOYS INT. LINE	BILL SHARBER TEXAS LOVIN' COUNTRY & WESTERN COUPLE DANCING	MARK UHERIK TX. SIDEKICKS HOW DO INT/LINE	ADAM KING YELLOW ROSE WHAT YOU (DANCER) CAN DO FOR YOUR TEAM(AND DIRECTOR)
4:00	SCOTTY BILZ GEORGIA FREESTYLE WITH STYLE	THERESA GEER COUNTDOWN THIS TIME I KNOW ITS FOR REAL HIGH INT.	CHIP WOODALL GEORGIA COLD HEARTED SNAKE HIGH INT	"BIG" JOHN WALTERS BIRTH OF ROCK N ROLL EASY BEG	KEVIN SELLEN ALABAMA GRANDFATHER'S CLOCK INT/LINE	DR. JOE KONCELIK WICHITA FALLS HYPNOCLOGGING

PASADENA CONVENTION CENTER

TEXAS CLOGGING COUNCIL
FEBRUARY 10, 1990

FRONT DOORS

FLOOR PLAN TO BE USED
FROM 7AM TO 5PM

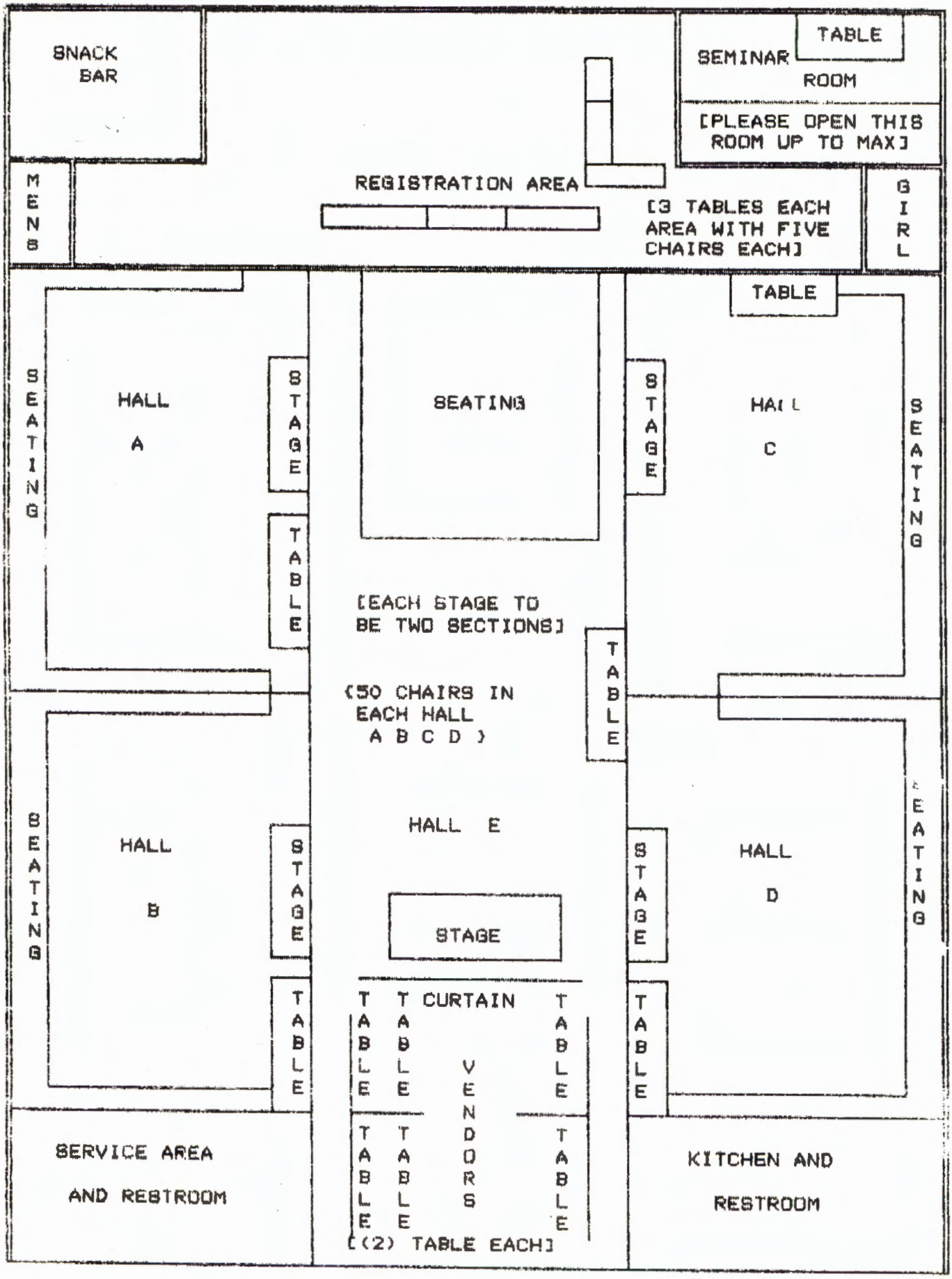

INSTRUCTORS FOR THE 1990 TEXAS CLOGGERS RALLY

Buncy Allphin
Texas Lovin' Cloggers
12495 S. Dairy Ashford
Houston, TX 77099
713/879-8248

Tandy Barrett
6439 Memorial Drive
Stone Mountain, GA 30083
404/469-3849

Scotty Bilz
4568 Russewood Ave.
Stone Mountain, GA 30083
404/879-1983

Lisa Brown
Rhythm Cloggers
114 Red Oak Lane
Conroe, TX 77304
409/539-6372

Randy Brown
Yellow Rose
5219 Sanford
Houston, TX 77035
713/721-2290

Charlene Burton
Yellow Rose
3425 Hickory Lane
Deer Park, TX 77536
713/476-9557

Lori Cannon
Cannonball Cloggers
Rt. 3 Box 10
Mountainclimb Road
Sherman, TX 75090
214/893-4107

Robert De La Fuente
Cactus Clogging Express
3431 Laverne
Dallas, TX 75227
214/381-8411

Kevin Fuess
Cactus Clogging Express
4120 Portland
Irving, TX 75062
214/252-4839

Theresa Geer
Cowtown Cloggers
6928 Driffield Cr.
N. Richland Hills, TX 76180
817/656-1998

Dusty Giamanco
Glory Bound Cloggers
Rt. 3, Box 209 B
Jonesville, LA 71343
318/339-8248

Carole Hall
P.O. Box 355
Giliam, LA 71029
318/296-4323

Lee Hudman
Texas Lovin' Cloggers
313 Reinicke
Houston, TX 77007
713/861-4367

Rosellen Kerr
Quicksteppers
P.O Box 3247
Wichita Falls, TX 76309
817/723-2508

Adam King
Yellow Rose
5210 Sanford
Houston, TX 77035
713/729-7437

Josh King
Yellow Rose
U. of N. TX. P.O. Box 6815
Denton, TX 76203
817/565-6686

Dr. Joe Koncelik
Quicksteppers
2910 Kemp, Suite 205
Wichita Falls, TX 76308
817/322-7770

Andrew Lambie
Flatland Express
6014 Valkeith
Houston, TX 77096
713/723-6314

Sasha Latham
Yellow Rose N. TX
Rt. 10, Box 603
Ft. Worth, TX 76135
817/237-6664

Kevin Sellew
American Clog Dance Academy
444 B. Azalea Rd.
Mobile, AL 36609-1682
205/344-5686

Bill Sharber
Texas Lovin' Cloggers
8918 Petersham Dr.
Houston, TX 77031
713/795-3528

Mark Uherek
Texas Sidekicks
P. O. Box 200352
Arlington, TX 76006
214/330-0100

"Big John" Walters
4110 Morningside
Cummings, GA 30130
404/889-8069

Chip Woodall
1306 Sterling Ridge Dr.
Augusta, GA 30909
404/863-7648

THANK YOU !

I would like to take this time to deliver some very special "Thank You's" to some very deserving people. It takes a "team" effort to put together a convention such as the Rally, and I could not have done it alone.

To **AMBER** and **BLAKE BURTON** for endless hours of stamp licking and putting on labels.

To the members of **YELLOW ROSE** for stuffing envelopes, handling the registration tables, and for putting up with me during this time.

To **RANDY BROWN** for typing the index and doing anything I asked him to do, no questions asked.

To **BOB FEINGOLD** and **RICK FLORY** for their wisdom in putting together the syllabus and for being "TEAM" members.

To **RITA HODGE** for handling the decorating committee.

To **TEXAS LOVIN'** for organizing the exhibitions.

To **BRAZOSPORT BLUEBONNETS** for providing our security.

To the **HOUSTON AREA TEAMS** who loaned us their equipment and volunteered to decorate our halls, and provide food and transportation.

To **CANNONBALL CLOGGERS** for their decorations and equipment.

To **BRAD BURTON** for taking on all those never-ending tasks with a smile, and for reminding me that PITTOT-DIN.

To **JESS WILKS** for the wonderful magic show.

To **YOGI BAIRD** for entertaining us with his fiddlin'.

To all the **TEXAS AND LOUISIANA INSTRUCTORS** for volunteering to teach at the Rally and for getting their cue-sheets in on time.

To **"BIG JOHN", SCOTTY, TANDY,** and **KEVIN SELLEW** for adding the 1990 TCC Rally to their calendars.

To **CHIP WOODALL** for coming to our aid in a pinch.

To **RON HODGE** for keeping me organized, giving me a shoulder to lean on, and steering me forward in the right direction, and for literally taking charge when I needed him.

To **YOU, THE DANCER** for making 1990 Texas Cloggers Rally a huge success. Without YOU, the Rally would not exist.

Have a great time. See you next year in Waco!!!

Charlene Burton

The T.C.C. & YOU

PURPOSE OF THE COUNCIL

As interest in clogging increases and the number of participants expands, a central source of leadership to which cloggers can turn for information and support has become of great importance. The Texas Clogging Council was created in July of 1982 to coordinate the efforts of cloggers in Texas for fun and recreation and to provide a channel of communication between the various clogging groups. The Council supports the basic terminology adopted by the National Clogging and Hoedown Council and encourages the use of this standardized language in choreography and step notes to further encourage sharing among all cloggers.

BENEFITS OF MEMBERSHIP

Since membership in the TCC is aimed primarily at serving all cloggers, small groups receive the same share of services and opportunities as large groups. The Education Committee has created a library and catalogues and distributes material to member groups from time to time. It also maintains a supply of instructional text books which are available for sale. The committee also hosts small workshops in each district to bring specific educational training to area groups. In addition, a group in need of special instruction may contact the committee to arrange a workshop. Members seeking information on particular subjects are encouraged to contact the TCC Librarian for resource materials that may be on hand in the library. The Council sponsors an Annual Texas Cloggers Rally in February of each year bringing clogging professionals from outside the State of Texas to present workshops in all phases of clogging such as line dances, steps, traditional figures, styling and competition. The Council publishes a quarterly newsletter, THE TEXAS CLOGGER, which offers details on upcoming events, activities of the TCC and other organizations across the country, and special features designed to keep the membership informed. Included as a part of each individual's membership is an accident insurance policy which pays medical expenses incurred as a result of an injury sustained while attending or enroute to or from a clogging activity, subject to policy limits. The insurance plan also includes coverage for registered groups if guests are injured or property damaged during a group sponsored or supervised activity.

WHY JOIN THE TCC?

The Texas Clogging Council is working to expand the enjoyment of clogging and is constantly searching for more ways in which to serve the clogging population. It deserves your support and you deserve the benefits available to you through this growing organization.



The Texas Clogging Council, Inc. Membership Application

Date_____ ☐ New Membership ☐ Renewal Membership

Name_____

Address_____

City_____State_____Zip_____

Day Phone ( )_____; Night Phone ( )_____

I ☐DO ☐DO NOT belong to a club.

Name of Club_____

Name of Director_____

Applicant's Signature_____

Annual dues are $11.50 for the first family member, which includes dues, insurance and a subscription to ***The Texas Clogger*** *quarterly news magazine. Additional household members pay just $6.50 for dues and insurance. There is an annual Registration Fee of $2.00 for all TCC Member Clubs, payable by the club director/treasurer.*

*TOTAL ENCLOSED $*_____

Please make checks payable to the Texas Clogging Council and mail to: **Bob Feingold, TCC Treasurer, 1327 Ashland Ave, Houston, Tx., 77008.**

★★

TEXAS CLOGGING COUNCIL BADGES

TCC BADGES are 2"x3", white background, emblazoned with the TCC Flag Logo in red and blue, your name in blue, and a white dangle with club in blue.

Name_____

Club_____

Address_____

City_____State_____Zip_____

Mail Check or Money Order for **$7.10** to: **Arlene's Badge Hut, Rt 2. Box 112, Burleson, TX 76028, 817/295-2769.** (Allow 2 weeks for delivery)

HAMBONE E-Z INT. LINE

Carl Perkins, UNV 66019 45 r.p.m. Time: 3:30

Choreo: Tandy Barrett Scotty Bilz, Stone Mt., GA
ANOTHER POSSUM TROT ROUTINE

Wait 32 Beats

PART A

Basics	DS RS DS RS L R
Charleston	DS TCH(F) (Slide) BALL-STEP TCH(B) (Slide) L R (L) R L (R) &1 & 2 & 3 & 4
3 step jump	DS DS DS JUMP 1/4 turn left L R L L-R &1 &2 &3 & 4
*Hambone	SLAP Knees 2 x Clap 2 x Slap Knees 2 x Clap 1 x & 1 & 2 & k & 4
Repeat	PART A 3 MORE TIMES 1/4 TURN LEFT EACH TIME. End facing Front.

PART B

Push-offs	DS RS RS RS (to left) DS RS RS RS (to right) L RL RL RL R LR LR LR
Maggie	DS DT SL BALL(LXIF) HEEL TCH(LXIF) (bounce) SL (Lift) L R L L-R 1 (R) R (L) &1 & 2 & 3 & 4
Double & Chug	DS DS RS SL L R LR R

PART C

Stamp & jog	DS STAMP BALL BALL BALL SL 1/4 turn left L R R L R R
Repeat	Stamp & Jog 3 MORE times 1/4 turn left each time. End facing front.
BREAK	Do "Hambone" Claps & slaps in PART A

SEQUENCE (Steps that start sequence)

ABC*Break (2 basics, push off, stamp & jog, &Hambone slaps)
ABC (2 basica, push-off, stamp & jog)
BC (push-off, stamp & jog)
ABC (2 basics, push-off, stamp & jog)
BC (push-off, stamp & jog)
B (push-off)

I'M A ONE WOMAN MAN: BY: GEORGE JONES BEGINNER LINE

CHOREO: DONNA AND CHIP WOODALL
1306 STERLING RIDGE DR.
AUGUSTA, GA. 30909

PART A; TRIPLE CHUG: DS DS DS CHUG
L R L R

TRIPLE ROCK STEP: DS DS DS RS
R L R LR

ROCKING CHAIR: DS CHUG DS RS
L R R LR

FANCY DOUBLE: DS DS RS RS 1/2 RUTN LEFT.
L R LR LR

REPEAT ALL ABOVE.

PART B: STRUTS: DS TS(XIF) DS TH(XIF) DS TH(XIF) DS RS
L RR L RR L RR L RL

REPEAT STRUTS RIGHT.

FOUR STOMP DOUBLES: STOMP DS DS RS 1/4 TURN LEFT.
L R L RL
ALTERNATING EACH FOOT.

PART C: ROCKY TOP: DS DS DS STEP STEP
L R L R L

DS DS DS STEP STEP
R L R L R

SLUR BASIC: DS SLUR(XIB) DS RS X 2
DO THIS ON EACH FOOT.

SEQUENCE: A B C A B C A B C



FRIDAY NIGHT IN AMERICA

Record: FRIDAY NIGHT IN AMERICA (Album or Tape) by New Grass Revival
. Capitol Records

Choreo: Kevin Sellew, Director
THE AMERICAN CLOG DANCE ACADEMY
Mobile, Alabama USA

Intro: Wait 16 beats. Start with LEFT FOOT and alternate feet as appropriate for the number of executions of each line of movements. The foot designators and counts shown are for THE FIRST execution.

SEQUENCE: A-B-C-A*-B-C-BREAK-C-A-B-C*-C-ENDING (08/03-04/1989)
****

PART A

2 Basics: D-S-R-S
l l r l
& 1 & 2
1 Fancy Double: D-S-D-S-R-S-R-S (Turn 1/2 LEFT)
l l r r l r l r
& 1 & 2 & 3 & 4
Repeat above 2 lines again to end facing front.

PART A*:

2 Basics: (As in Part A)
1 Fancy Double: (As in Part A, don't turn)

PART B

1 Hit Step Vine: D-S(ots)-HT(xif)-S(xif)-D-S(ots)-HT(xif)-S(xif)-
l l r r l l r r
& 1 & 2 & 3 & 4
D-S(ots)-HT(xif)-S(xif)-R-S(xif)-R-S(xif)
l l r r l r l r
& 5 & 6 & 7 & 8
2 Kicks Around: D-S-KIK-E (Turn 1/2 LEFT to face the back)
l l r l
& 1 & 2
1 Double with a Kick: D-S-D-S-R-S-KIK-E
l l r r l r l r
& 1 & 2 & 3 & 4
Repeat above 3 lines again to end facing front, then do:
4 Double Steps: D-S (Move FWD)
l l
& 1
1 Rhythm Flip: D-S-B(xif)-H-B(ots)-H-PVT(1/2 R)-S
l l r l r l l r
& 1 & 2 & 3 & 4
Repeat above 2 lines again to end facing front, then do:
2 Strums: D-S-B(xif)-E-D(ots)-E-B(xif)-E
l l r l r l r l
& 1 & 2 & 3 & 4

PART B, continued

```
2 Basics:  (As in Part A)
1 Stomp & Shuffle:  STO-G/G-E/E-G/G-E/E-G/G-E/E
                     l  l r l r l r l r l r l r
                     1  &  2  &  3  &  4
```

PART C

```
1 Cowboy:  D-S-D-S-D-S-B-E-D-S-R-S-R-S-R-S (Move diagonally FWD LEFT on
           l l r r l l r l r r l r l r l r  &1-&4, then BACK UP to start-
           & 1 & 2 & 3 & 4 & 5 & 6 & 7 & 8  ing point on &5-&8)
1 Cowboy:  (As above, move diagonally FWD RIGHT, etc.)
2 Karates:  D-S(turn 1/4 L)-KIK(ots)-H(turn 1/4 L)-S-KIK-E
            l l               r       l             r  l  r
            & 1               &       2             3  &  4
2 Push Offs:  D-S-R-S-R-S-R-S
              l l r l r l r l
              & 1 & 2 & 3 & 4
```

PART C*: Same as Part C, but omit the 2 Push Offs.

BREAK

```
2 Slurs:  D-S(ots)-SLR(xib)-H(xib)
          l l       r       r
          & 1       &       2
1 Rocking Chair:  D-S-B-E-D-S-R-S (Turn 1/4 LEFT on D-S-R-S)
                  l l r l r r l r
                  & 1 & 2 & 3 & 4
1 Dieter Trot:  D(ib)-H-B-E-TCH(xif)-H-TCH(if)-H-
                l     r l r  l       r  l      r
                &     1 & 2  &       3  &      4
                D-S-PT(xib)-H-D-S-PT(xib)-H
                l l r       l r r l       r
                & 5 &       6 & 7 &       8
```

Repeat above 3 lines 2 more times. On the third time turn the Rocking Chair 1/2 LEFT to end facing front.

ENDING

```
1 Cowboy:  (As in Part C, move diagonally FWD LEFT, etc.)
1 Cowboy:  (As in Part C, move diagonally FWD RIGHT, etc.)
1 Cowboy:  (As in Part C, move diagonally BACK RIGHT, etc.)
1 Cowboy:  (As in Part C, move diagonally BACK LEFT, etc.)
```

NOTE: The terms and abbreviations used in this routine adhere to a format called CLOGMUNICATION. For more information write to THE AMERICAN CLOG DANCE ACADEMY at 444 Azalea Road, Suite B, Mobile, AL USA 36609-1682 or call (205) 344-5686. To order this record, call THE T BAR K SHOP at the same number.


Hall
Intermediate-Advanced

NOTES

"Unless you try to do something beyond what you have already mastered, you will never grow."

Ronald E. Osborn



DANGEROUS



RECORDED BY: ROXETTE
CHORED BY: CHIP WOODALL 1306 STERLING RIDGE DR, AUGUSTA, GA. 30909 (404)863-7642

SEQUENCE: INTRO A B C A B C BRIDGE B C A A

PART A: TAP STEP: BB HH RS DBL-BACK DRAG STP(XIF)
LR RL RL R L R

DS TS(XIB) HS TS(XIB) HS BALL SL MOVE LEFT.
L RR LL RR LL R R

OUT-TCH: DBL OTS TCH OTS TCH OTS TCH CHUG TURN 1/2 L.
L R R R R R R R

DS DS BALL SHUFFLE AND CHUG. REPEAT ALL "A"
R L R&L SL-DRAG L

PART B: 16 BEATS: DS SCOOT SCOOT STEP SCOOT SCOOT STEP
L L L R R R L

SCOOT SCOOT STEP SCOOT SCOOT STEP RS.
L L R L L R LR
REPEAT TO THE RIGHT TO = 16 BEATS.

PART C: JOEY STEP: DS B(IB) B(OTS) B(OTS) B(IB) B(OTS) STEP
L R L R L R L

TURN STEP: DS DBL HEEL 1/2 LEFT PAUSE HH CHUG
R L R LL L
DS DBL B STEP DBL B STEP
L R R L R R L

ROCK STEADY: DS R(IB) STEP R(IB) STEP R(IB) STEP
R L R L R L R
REPEAT ABOVE SEQUENCE TO FACE FRONT.

8 BEATS: 2 CANADIAN BASICS.
KICK BEATS: DBL KICK B(XIF) KICK B(XIB) H H CHUG
L R R R R R L L

BRIDGE: DS DRAG STEP X 2 MOVING FORWARD. DS DBL SL-OR ST RS
L L R L R L L R LR

TURN 1/4 LEFT. 2 BASICS 1/2 LEFT ON EACH. FANCY DBL.

REPEAT THE ABOVE SEQ. 3 X TO MAKE A BOX SET.

THAT'S ALL FOLKS!!!

IT'S NO CRIME

RECORDED BY: BABYFACE Solar ZS4 68966 INTERMEDIATE

CHOREO BY: DUSTY and TONYA GIAMANCO Jonesville, La. 71343

INTRO: #1 WAIT 8 counts Start on left foot
Side together (L R) and reverse

Part #2 L R L R RL R R L L
ST ST ST KICK RS KICK ST BA CHUG
(reverse)

A

Cowboy Kick = L R L R L RL R R LR
DS DS DS KICK SLIDE RS KICK (back) ST RS

MISDERMEANER = L R L R L R Lxib L
DS Toe Toe Toe D HOP Toe ST (Reverse)

GUNNER = L R R L R L R R L R LR L L
DS DS Dn ST HEEL Dn FLAP back ST DS DS RS KICK KICK (with twist)

SWINGING BASICS = LRL RLR L RL R LR
DSRS DSRS DSRS DSRS (½ turn to face back)
Repeat to face front

B CHORUS

BALL & CHAIN = L L L RL RL RL R R
D across D out DS RS RS RS D back Bn UP
R R R R L R LR LR L R
D JUMPxib JUMP JUMP JUMPxib HOP RS RS DS STOMP
(REPEAT)

BREAK AND REPEAT PART 2 INTRO

C

CLICKER = L R L LR L R LR L
DD DD DD RS ST CLICK RS STAMP

2 BASICS = L RL R LR L R L R
DSRS DSRS SIDE TOG SIDE TOG
REPEAT 4 TIMES IN BOX

REPEAT PART B CHORUS

D

CLOGOVER 8 = L R L R L R L RL
DS DS DS DS DS DS DS RS

2 COTTEN SWINGS = R R R LR
D across D out DS RS and REVERSE

REVERSE CLOGOVER AND COTTEN SWINGS

4 SWINGING BASICS

REPEAT INTRO PART 1 and 2

E

MOUNTAIN BASIC = STOMP (L) D (R) up (R) DS (LR) RS

MOUNTAIN SHUFFLE = STOMP (L) D (R) up (R) DS KICK (L) SLIDE (R)

3 in ONE = (L) DS (R) DS (L) DS KICK (R) SLIDE (L) RS (RL) KICK (R) SLIDE (L) DS (R LR) RS

FREEDOM = (L) D across (LL) DD (LR) RS (L) Ba SLIDE (L) and REVERSE

TRIPPLES = (L) DS (R) DS (L) DS (RL) RS back (R) DS (L) DS (R) DS (LR) RS up

REPEAT B

REPEAT E

REPEAT A one time to front

REPEAT B END WITH PUNCH

****

SEQUENCE: INTRO A B INTRO part 2
C B D INTRO 1 & 2

E B E A (one time) B END WITH PUNCH





Clogging Yours,

D & T

RT. 3 BOX 209-B JONESVILLE, LOUISIANA 71343

BUS: 318-339-9544 HOME 318-339-8248

Get On Your Feet

By: Gloria Estefan and Miami [illegible] 7:18 Mins.
Choreo: Adam King, Yellow Rose [illegible]
With Much Needed Help From: the [illegible] Amateur Yellow
Rose Consultant------Victoria [illegible]
Intro: Wait 16 beats. Address [illegible]

Intro
Wiggle shoulders down & left for 2 beats then [illegible]
starting position for 2 beats. Do the same [illegible]
beats for down & right and then back up. Repeat [illegible]

Part A

DS	DS	DS	KICK	STAMP(xib)	[illegible]	STAMP(xib)	SL	DL	RS		DOWN UNDER
L	R	L	R	&	[illegible]	R	L	R	LR		
&1	&2	&3	&4	&	5	&	6	&7	&8		

ST	DS	DS	RS	ST	DS	DS	RS	(FACE 3/4 TURNING L)			STOMP DOUBLES
L	R	L	RL	R	L	R	LR				

DS	DS	DS	RS	(moving forward	TRIPLE
L	R	L	RL		

S(ots)		UP(lift right leg)		S(clap (n & clap)		DS	RS	FUNK & A
R		R		R		R	LR	BASIC
1		&		2				
DS	DS	RS	RS				FANCY DOUBLE	
L	R	LR	LR					

Repeat FUNK 3 times with elbows popping down at your side on first S Turn 3/4 L using all three FUNK's to face back. Repeat all to face front. When Part A only repeats once, turn 1 1/4 L with FUNK to face front.

PART B

DS	D(up)	DS(xib)	R	ST(swivel 1/2 L)	S	DR	SL	DS	RS		SWIVEL
L	R	R	L	R	L	L	L	R	LR		
&1	&2	&3	&	4&	5	&	6	&7	&8		

ST	DS	DS	RS	S	SL(Turn 1/2 L starting with the RS)					DS	DS	RS
L	R	L	RL	R	R					L	R	LR

Get On Your Feet--Page 2

PART C

DS DS DS D ST/B(ST in front and roll L foot forward onto ball
L R L R R L without leaving the ground) MIAMI
&1 &2 &3 & 4

S/B(step back on L foot and roll R foot to its ball) S/B S/B
L R (Do the same for the other S/B) R L L R
&5 &6 &7
S/B(Your arms should move in a choo-choo train motion, but
R L out of synch from one another on all ball rocks)
&8

On the 3 DS, you should move diagonally L. Watch the count of this step carefully. This is a very tricky step to write on a cue sheet, so if you have any probs understanding, give me a call.

TOE S TS TS TS(Clap on all TS and use all to turn) TOE STEPS
L R L R

DS D(ots) HOP ST DR SL BRAD?
L R BO BO BO R

After 1st MIAMI--TS turn 1/2 L, After 2nd MIAMI--TS turn 1 & 1/4 L to face front. When Part C repeats twice in a row, the 3rd and 4th MIAMI goes diagonally right using same footwork. 3rd MIAMI-- TS turn 1/2 L to face back, and 4th MIAMI--TS 1/2 L to front.

BREAK

DS BR SL(1/2 L) DS RS DS BR SL(1/2 L) DS RS ROCKING
L R L R LR L R L R LR CHAIRS

BRIDGE 1

ST DS ST DS ST D/KICK HOP KICK HOP KICK HOP SL JAMAICA
L R L R L R L BO R BO L BO R

DS D(up) DS RS DS DS RS RS(1/2 L face back)* FILLER
L R R LR L R LR LR FANCY DOUBLE

*Repeat all but the fancy double to face front. Use FILLER to face front instead.

Get On Your Feet--Page 3

BRIDGE 2

DS DS DS DR S(xib) DS DR S(xib) DS RS (moving left) DOUBLE
L R L L R L L R L RL VINE

DS KICK RS KICK DS D/B(TWIST L) B(TWST R) B(TWST L) H SL
R L LR L L R BO BO BO L R
HIPPITY-HOP

Turn 1/2 right on hippity-hop. Repeat to face front. BUSTA

BRIDGE 3

DS DS DS RS (moving forward) TRIPLE
L R L RL

D/HOP HOP HOP HOP (Bend backwards into limbo position LIMBO
R BO BO BO BO and turn 1/4 L)

HOP HOP SL DS RS (Turn 1/4 L) DS D(ots) RS S SL OH-EHYO
BO BO L R LR L R RL R R

Repeat all above to face front.

Sequence: *Intro-A-A-B-C-Break-A-B-C-C*
Bridge 1-Bridge 2-Bridge 3-C C





Record: Delicious Vinyl #DV05 by Young M.C.

Choreo: Scotty Bilz, St. Mt., GA
ANOTHER POSSUM TROT ROUTINE

Intro: 32 Beats - Shake your Bootie

SEQUENCE A

| | | |

SEQUENCE B

Clogover 4 Mtn. Goat (360% turn)

DS	DS(XIF)	DS	*DS	**DS	RS(XIF)	RS	BALL	SL
L	R	L	R	L	RL	RL	R	R

*Turn 1/2 right to face back
** Turn 1/2 right to complete 360% turn to front

Triple stamp (Moving forward)

DS	DS	DS	STAMP	SL	RS	BALL	SL	DBL	DBL	STEP	SL
L	R	L	R	L	RL	R	R	L	R	R	R

2 Boogie Basics

DS	RS(XIB)	DS	RS(XIB)
L	RL	L	LR

2 Mule Bucks

TCH TOE	BALL	HEEL	BALL	HEEL	STEP	Repeat opposite foot
L	L	R	R	L	L	

Triple (1/4 to face back)

DS	DS	DS	RS
L	R	L	RL

DBL DBL'S

DBL	DBL	DBL	DBL	DBL	DBL	STEP	SL
R	R	L	L	R	R	R	R

Repeat SEQUENCE B facing back

BREAK IT DOWN - BRIDGE

Crush Step

L		H		B	S	SL		BRK	S	H	B	H		DS			H
R	DT		H					DS(XIB)		B	H	B	SL	H	Slap	T	H
	&a	1	&	a	2	&		3&	4	&	5	&	6	&7	&	a	8

Stomp basic Fancy Double

STOMP	DS	RS	DS	DS	RS	RS	(Turn 1/2 left)
L	R	LR	L	R	LR	LR	

Repeat facing back

SEQUENCE C

2 Kick Its!

DS	KICK(OS)	CLICK(Heels together)	STEP	TCH(OS)
L	R	R	R	L
&a	1		&	2

Repeat same foot

Gregory Switches

DB	HEEL(TCH)	CLICK(Heels together)	STEP	TCH(OS)
L	R	R	R	L

CLICK(Heels together)	STEP	TCH(OS)	CLICK(Heels Together)
L	L	R	R

STEP	TCH(XIB)
R	L

STOMP	BALL	HEEL-STEP	STOMP	BALL	HEEL-STEP	STOMP
L	R	L	R	L	R	L

RS	DS	RS	RS
RL	R	LR	LR

Repeat SEQUENCE C AGAIN

3 Steps forward

WRAP IT UP (Arm over chest grasping shoulders)

LOOK COOL MAN!

THAT'S ALL!

SEQUENCE ORDER

A BUST B BUST A BUST BRIDGE C B BUST C END



I LIVE BY THE GROOVE

By: Paul Carrack, Chrysalis Records. 3:59 mins. Int/Adv

Choreography: Andrew Lambie. Flatland Express

Sequence: INTRO-A-B-CHORUS-A-B-CHORUS-BREAK 1-B-MOD.CHORUS 1
MOD. CHORUS 2-MOD. CHORUS 2-MOD CHORUS 1-END

Wait 20

INTRO

HIGH HORSE

DS XIF OTS TOE TOE TOE SL DS DS DS
L R R R L R R L R L

TOE (PIVOT 1/2 TO BACK) STEP RS
R R LR

HOP HEEL-TOE (XIF) HOP HEEL-TOE (OTS)
L R R L R R

HOP HEEL-TOE (XIF) HOP HEEL-TOE (OTS)
L R R L R R

REPEAT INTRO TO FACE FRONT.



PART A

DS DS DS DS DS TOE TOE TOE TOE HEEL-SL
L R L R L R L R L L R

TURN 1/2 TO FACE BACK

DS D-BOUNCE (XIF) D-BOUNCE (XIB)
L R R

D-BOUNCE (XIF) D-BOUNCE (XIB)
R L

D-BOUNCE (XIF) D-BOUNCE (XIB) HEEL -SL
L L L R

REPEAT TO FACE FRONT.

PART B

DS TOE TOE TOE TOE HEEL -SL D-OUT BOUNCE
L R L R R L R L R BOTH

OUT-BOUNCE OUT-BOUNCE STOMP
L BOTH R BOTH BOTH

HOP HOP SL DS RS (TURN 1 1/2 TO FACE BACK)
B B R L RL

I LIVE BY THE GROOVE - PAGE 2

DS DS DS RS TRIPLE
R L R LR

REPEAT TO FACE FRONT, BUT DON'T DO TRIPLE ON LAST 14 BEATS

CHORUS

DD DD D D SL STOMP SL DS DS TS
R L R L L R R L R LR

HOP-TOE HOP-TOE HOP-TOE HOP-TOE KICK-ST
R L L R R L L R L L

TURN 1/2 TO FACE BACK ON HOP-TOES

KICK-ST KICK-ST TOE-STOMP SL DS DS RS
R R L L R BOTH L R L SL

REPEAT TO FACE FRONT

LAST 4 BEATS OF CHORUS DS DS DS RS TRIPLE
R L R LR

BREAK

DS HOP-TOE HOP-TOE HOP-TOE D-UP D-DOWN
L R L R L R R R

D-UP D-DOWN DS DS DS RS [illegible]
L L R L R LR

DS TOUCH(ZIP) [illegible]
L R R R

REPEAT TO FACE FRONT.

MODIFIED CHORUS 1

REPEAT CHORUS, [illegible] SHOULD END ON THE STOMP OF BOTH FEET.

MODIFIED CHORUS 2

REPEAT CHORUS, BUT DON'T REPEAT TRIPLE AT THE END.

Trust

Record: by Prince 4:23 Mins. Advanced Line
Choreo: Josh King, Yellow Rose, (817) 565-6686 or (713) 729-7437
Intro : Wait 16 beats. Start Left Foot.

Sequence: I-II-A-B-C-A-B-C-A-I-Bridge-Brk1-Bridge-Brk2-I-A-II-B-C-A-Brk3-A-1/2A

PART I

DS	Hit(Heel OS)	Click(Heels together)	Step	Touch(OS)	DS	Hit	Click	Step	Touch	**Clickers**
L	R	Both	R	L	L	R	B	R	L	
&1	e	&	a	2	&3	e	&	a	4	

Touch	Touch	Touch	Touch (Turn 1/2 R - pushing off w/ the touches)	**Touches**
L	L	L	L	
&1	&2	&3	&4	

Repeat all of Part I to end facing front. Same footwork.

PART II

ST	RS(os)	ST	RS(os)	ST	S(xib)/SL	DS	DS	RS	**Time Step**
L	RL	R	LR	L	R	R	L	R	LR	
1	&2	&	3&	4	&	5	&6	&7	&8	

Repeat TIME, same footwork.



PART A

ST	TB(ib)	HB	TB(ib)	HB	S(xib)/SL	(moving Forward-Left)	**Trust**
L	R	L	R	L	R	R	
1	e&	a2	e&	a3	&	4	

DS/Kick	RS/Kick	RS/Kick	RS	(moving Forward-Right)
L R	RL R	RL R	RL	
& 5	& 6	& 7	&8	

DS	DS	DS	RS (Turn 360 R)	DS/Stomp	Jump/Click Heels	Hop	DS	S(ib)/SL	**Triple**
R	L	R	LR	L	Both	Both	B	L R	R	**Get It**
				&a1	&	2	&3	& 4	

B(ib)/SL	B(ib)/SL	B(ib)/SL	B(ib)/SL	(moving Back)	**Ball Slides**
L L	R R	L L	R R		

DS	RS	RS	RS (left)	Stamp/SL	RS	S(xib)/SL	RS	DS	RS	DS	RS	**Side Out**
L	RL	RL	RL	R L	RL	R	R LR	L	RL	R	LR	**2 Basics**
&1	&2	&3	&4	& 5	&6	&	7 &8					

PART B

DR-S DR-S DR-S RS (moving Forward) — **Triple Step**
R L L R R L RL

DB(xib)/Hop Hop SL DB(xib)/Hop Hop SL — **Double Bounce**
R B B R L B B R

S(pivot 1/2 L) S S(pivot 1/2 L) S ST DS DS RS (Turn 1/2 L) — **Pivot Turns**
R L R L R L R LR — **Stomp Double**

Repeat all of PART B to end facing front. Same footwork.

PART C

S SL RS SL RS SL RS SL RS S/SL (moving Left) — **Maple**
L L RL L RL L RL L RL R R

DS RS Twist R Leg in Twist R Leg out Hop Heel ST DS RS RS (1/2 L) — **Twist**
L RL B L L R LR LR
&1 &2 & 3 & 4 5 &6 &7 &8

Repeat all of PART C to end facing front. Same footwork.

BRIDGE

B HB HB B HB HB B Sk-Hop Br-Hop Sk-Hop Br-Hop Sk-Hop Br-Hop — **2 Buckys**
L B L R L R L R L R L R L R L R L R L — **Skuff-it**
1 e& a2 3 e& a4 5 e & a 6 e & a 7 e & a 8

DS RS DS RS B HB HB HB HB R(xib)/S — **2 Basics**
R LR L RL R L R L R L R — **Patter RS**

Repeat all of BRIDGE to end facing front. Same footwork.

BREAK 1

Toe-Step T-S T-S T-S (moving Forward) DS DS DS RS (turn 360 L) — **Toe-Steps**
L R L R L R L RL — **Triple**

Repeat all of BREAK 1. Opposite footwork & directions.

BREAK 2

S(os) S(ib) S(os) S(ib) (Left) T-S T-S T-S T-S (Turn 1/2 L) — **The "Walk"**
L R L R L R L R — **Toe-Steps**

Repeat all of BREAK 2 to end facing front. Same footwork.

BREAK 3

S(pivot 1/2 R) S S(pivot 1/2 R) S (left foot lead) — **Pivot Turns**


Hall B
Intermediate

NOTES

"Today's preparation determines tomorrow's achievement."

PUMP UP THE JAM — UP-BEAT HIGH INTERMEDIATE

TECHNOTRONIC - FELLY CASSINGLE SBK 4JM 07311

CHOREO: Tandy Barrett, Scotty Bilz, Stone Mt., GA
ANOTHER POSSUM TROT ROUTINE!

Wait: 16 beats (Taps)

INTRO (When "Thumps" start)

Triple - 4 touch backs
L R foot

Triple - 4 touch backs
R L foot

PART A (PUMP UP THE JAM)

Pump Step

DS	DS(XIF)		TCH TOE(OTS)		STEP(XIF)		TCH TOE(B)	
L	R		L		L		R	
&1	&2	&	3	&	4	&	5	&

TCH TOE(B)	DT	SLIDE	SLIDE	CHUG (Kick)
R	R	R back	R forward	L (R)
6	&	7	&	8

Flip Vine

DS	DS(XIF)	DS	DS(XIB)	Moving right	STEP(1/2 turn right)	
R	L	R	L		R	
&1	&2	&3	&4		&5	&

STEP	DS RS
L	R
6	&7 &8

Repeat — PART A - Same footwork - turn 1/2 to face front

PART B (OH - I)

Break step

DS	TOUCH(Break forward)		STEP(Rock back)		STEP	STEP	STEP
L	R		R		L	R	L
&	1	&	2	&	3	&	4

Stomp double

STOMP	DS	DS	RS	Moving forward
R	L	R	LR	

Toe Slides

DS	STEP	SLIDE	DS	STEP	SLIDE	Moving forward
L	R	R	L	R	R	
&1	&	2	&3	&	4	

Karate

DS	PIVOT(1/2 left)	STEP	SL (Kick)	1/2 turn left
L	L	R	R (L)	

Repeat — PART B - same footwork - turn Karate to face front

PART C (Make My Day)

Only Wanna

DS	DT(OS)	SL	BALL (1/4 turn left)	BALL	STEP	SL
L	R	L	R	L	R	R

PUMP UP THE JAM - Page 2

Fancy Double

```
DS  DS  RS  RS
 L  R   LR  LR
```

Repeat

PART C 3 more times - same footwork 1/4 turn each time

BREAK I (Pump Up The Jam Mix)

Pump Step

```
DS  DS(XIF)  TCH TOE(OS)  STEP (XIF)  TCH TOE(B)
L   R            L            L            R
&1  &2     &     3        &   4        &   5

TCH TOE(B)  DS  SLIDE    SLIDE       CHUG (KICK)
   R        R   R back   R forward    L    (R)
&  6        &     7         &         8
```

Triple

```
DS   DS   DS   RS       Turn 1/2 to left
R    L    R    LR
```

Disco

```
BALL   STEP    BALL   STEP
 L      L       R      R
&1   &  2    &   3   &  4
```

Repeat

BREAK I - Same footwork turn triple to front

BREAK II (Instrumental)

Triple Drag

```
DRAG STEP  DRAG  STEP  DRAG STEP  RS
 L    R      R     L     L   R    LR

DRAG STEP  DRAG  STEP  DRAG STEP  RS
 R    L      L     R     R   L    RL

DRAG STEP  DRAG  STEP  DRAG STEP  RS
 L    R      R     L     L   R    LR
```

Cross over spin

```
TCH BALL(XIF)  *Full turn left   SH     SH
   R              RXIFL          1-R    L-R
&  1         &     2          & 3   &   4
```

*weight on balls of foot



Repeat

BREAK II - same footwork

SEQUENCE

```
INTRO
A B C
A B C
BREAKS I  II  I  II
A B B   Turn 3/4 left on each Karate - face all 4 walls
         end facing front
```

Don 't You - by the Forrester Sister
Choreography: Richard and Lori Cannon
Cannonball Cloggers, Sherman, TX
Level: Easy Int Sequence; Intermediate steps

Wait 16 beats, start on left foot.

Sequence: A - A - B - A - Brigde I - Break - B - A - Ending

Part A:

```
2 High    DS DH(xif) DH(ots) R(ots)S SE DS DS DS
Horses     l rl       rl       r     l rr  l  r  l
          +1 +2       +3       +     4 +5 +6 +7 +8

          DS DH(xif) DH(ots) R(ots)S SE DS DS RS
           r lr       lr       l     r ll  r  l rl
          +1 +2       +3       +     4 +5 +6 +7 +8

Don't     DS DS DS(xib) RS  S RS SE SE
  You      r  l  r      lr  l rs rr ll
          +1 +2 +3      +4  5 +6 +7 +8

Flea      DH DS DH DS DS DS DS RS
Flicker   rl  r lr  l  r  l  r lr
&         +1 +2 +3 +4 +5 +6 +7 +8
Triple
```

PART B

```
Slip N    DS ES DrS ES DS ER SE SE     (moving diagonally left)
 Slide     l lr r l lr  l lr ll rr
          +1 +2 + 3 +4 +5 +6 +7 +8

Triple    DS DS DS RS                  (moving diagonally back)
           l  r  l rl
          +1 +2 +3 +4
```

(Repeat above with opposite footwork, moving right.)

```
Lazies    DS(xif) Slur/Drag(from behind) S(xif) Slur/Drag(from behind)
           l            r                 r            l
          +1        +                     2         +

          S(xif) Slur/Drag(from behind) S
          l          r                  r
          3          +                  4
```

BRIDGE 1

```
Flea      DH DS DH DS DS DS RS RS
 Flicker  lr ll rl rr  l  r lr lr
 & Fancy  +1 +2 +3 +4 +5 +6 +7 +8
 Double
```

BREAK

```
Charlstons   DS BH BH BH  (turn 1/2 left) - repeat three times, same
              l rl rr lr                     foot, to face back
             +1 +2 +3 +4
```

BREAK (Cont)

Crazy Legs	DS DS DS DS l r l r +5 +6 +7 +8	(turn 1/4 left)
Heel Swivel	DS HS HS HS l rl rl rl +1 +2 +3 +4	(face front, moving right)
Triple Around	DS DS DS RS r l r lr +5 +6 +7 +8	(Turing left 360 degrees)
MS Cool	DS SB DS SB l rl l rl +1 +2 +3 +4	(moving left)
Basics	DS RS DS RS l rl r lr	(can substitute Canadian Basics here if so desired)

ENDING

Flea Flicker and a Triple (see page 1 for footwork)

Don't You (see page 1 for footwork)

Flea Flicker and a Triple (see page 1 for footwork)

Flairs & Fancy Double	DH RS DH RS DS DS RS RS lr lr lr lr l r lr lr +1 +2 +3 +4 +5 +6 +7 +8	

Repeat flairs and fancy doubles moving left to go off stage until music fades completely out.



JAZZ SEMINAR

Title: Rythym Nation Artist: Janet Jackson A&M Records, Inc.
Choreography: SASHA LATHAM, MALISSA McGEE, and PATTY McGEE

COUNTS

1 Jump (w/ straight lgs) land w/feet together
2 R Ft touch to R side
3 Pull feet together R outside pencil turn
4 Clap
5 R Ft kick to front
and step R Ft
6 Touch L Ft to L side — Kick Step Touch
7 Kick L Ft to front
and step L Ft
8 Touch R Ft to R side

1 R heel to front
and bend
2 Step w/ R Ft — Shelia E.
3 Heel to front
and bend
4 Step w/ L Ft
5 Pivot w/ R Ft to back
and
6 Pivot w/ R Ft to front
and
7 Kick w/ R Ft
and Step R
8 Step L Ft (Release Back)

1 Step R side
2 Step L to back
3 Step R to front
and pull L foot
4 Raise L Ft to R knee
5 Run L
and R
6 L
and R
7 Step L
and jump w/both legs tucked [double tuck]
8 Land w/weight on L Ft R Ft touched to R side

1 and 2 Circle R arm clockwise
3 Slap R leg
and pull feet together
4 to face back
5 hold
6 Step L Ft to side
7 hold
and hip
8 Pull feet together to R

1 R heel
and bend
2 Step w/R Ft
3 L heel
and bend
4 Step w/L Ft
5 Pivot w/R Ft
6 Turn & Step to front
7 Turn R
and run L
8 Step (snap)



Love Shack
Record By: The B-52's Time: 4:15
Choreo By: Lisa Brown - The Rhythm Cloggers
114 Red Oak Ln. Conroe, Texas 7304
(409) 539-6372

Sequence: Wait 24 Beats - Intro - A-B-C-B-D-B1-A-B-E-End

INTRO

1 Fancy Double ds ds rs rs
L R LR LR

1 Heel Pull hl (fwd, angle L) close-step ds rs
L R R L RL

* Repeat using alternate footwork*

1 Charleston Turn ds ds ds hl (tch) (turn ½ to L) toe (tch bk) br
L R L R R R

sl ds rs
L R LR

1 Clicky ds hl (click tog) rs hl (front) bl/sl ds rs ds rs
L both RL L R R L RL R LR

*Repeat to face front *

PART A

1 Highhorse ds dt(xif)/sl dt (x)/h rs hl (f) bl/sl ds ds rs
L R L R L RL L R R L R LR

1 Chug-a-Rock ds br/hl (turn ½) rs br/sl
L R L RL R L

1 Swivel ds rs rs rs
R LR LR LR

*Repeat to Back)

PART B

1 Shave st ds(xif) st (xib) r(ots) st (xif) st s; ds ds rs
L R L R L R R L R LR

1 Hitch ds ds rs br/sl
L R LR L R

4 Stomps & Claps Stomp starting with the L - clap (jam with it)

1 Fancy Double ds ds rs rs
L R LR LR

Part B contd.

1 Strut hl (ots) rs (xif) ds rs
L RL R LR

Repeat fancy double & Strut

2 Fancy Triple ds ds (xif) ds (xib) rs (x)
L R L RL

2 Fuetrels ds rs ds br/sl
L RL R L R

PART C

1 Doodle hl(tch)/st toe(xib)/st hl(tch)/st br/sl (turn ½) ds
L L R R L L R L L

rs rs rs
RL RL RL

1 Swich dt/ Ba+Ba (apart) Ba+Ba (R xif L) Ba+Ba (apart) Ba+Ba
L L R L R L R L R

(L xif R) Ba+Ba (apart Ba+Ba (Rxif L) sl
L R L R R

1 Goose dt (ots) bo+bo (bounce to left) sl dt bo +bo (bounce
L Both R L Both

to left) sl
R

Repeat to face front

PART D

2 Fuetrels ds rs ds brsl
L RL R L R

1 Flatland Step ds rs ds rs (turn ½) ds rs (turn ½) bl (xif)
L RL R LR L RL R

(pivot ½ on bls of feet - L) hl
L

1 Fancy Double ds ds rs rs
L R LR LR

1 Shuffle Around dr/sl dr/sl dr/sl dr/sl (turn 360 degrees)
-------Both feet---------

1 Fun Step ds sl ds sl (xib) ds sl (xib) ds br sl
L L R R L L R L R

1 Left Cheek Tribute ds ds r hl (tog) hip hip ds rs
L R L R R LR

1 Fun Step (see above)

Part D contd.

2 Basketball Twists hl (twist 360) step ds rs
L R L RL

BRIDGE

2 Luch Brushovers ds br/sl ds tch/hl (xib) ds rs rs rs
L R L R L R L RL RL RL

PART E

1 I Ct. Vine ds ds ds ds ds ds ds rs
L R L R L R L RL

4 Toe Steps toe step (cross over to left)
R R

2 Stomps Stomp Stomp
R L

2 Basics ds rs
R LR

4 Steps Step starting with Left foot and moving right

2 Stomps Stomp with Left first

2 Basics ds rs ds rs
R LR L RL

4 Jump Steps bounce dr sl ds rs ds rs ds rs (turn 3/4 on basics)
both R R L RL R LR L RL

2 Stomps Stomp with right foot first

(Pause "Tin Roof, Rusty")

END

2 Fancy triples ds ds (xif) ds (xib) rs
L R L RL

2 Fuetrels ds rs ds b/sl
L RL R L R



WITH EVERY BEAT OF MY HEART

Record: by Taylor Dayne Intermediate Line
Choreography: Randy Brown and Charlene Burton
Yellow Rose Instruction Staff - Houston, TX
(713)721-2290 or (713) 476-9557

Sequence: INTRO-BRIDGE-A-B-C-BREAK-BRIDGE-A-B-C-BREAK-BRIDGE-
LAST 1/2 B-C
Wait 13 beats (drums)

INTRO

```
STEP KICK RS TOUCH STEP KICK RS TOUCH
 L     R  RL   R    R     L  LR   L
 1     2  &3   4    5     6  &7   8
```

JAZZ KICK

```
DS DS DS/KICK WIND HEEL
L  R  L  R     R    L
&1 &2 &  3     &    4
```

WIND

```
STEP DS RS TOE SLIDE
 L   R  LR  L    R
 5   &6 &7  &    8
```

FANCY STEP
DOUBLE

BRIDGE

```
DS DS(XIF) DS DS(BACK) RS(OTF) S DS RS
L  R       L  R        LR      L R  LR
&1 &2      &3 &4       &5      6 &7 &8
```

MOD TUCKER

```
DS DT(OTS) CROSS(IF) OUT(TS) CROSS(IF) STEP
L  R        R        R       R         R
&1 &2       &        3       &         4
```

WINGIT

```
STOMP DS STAMP SLIDE STAMP SLIDE
L     R  L     R     L     R
1     2  &     3     &     4
```

STAMP DOUBLE

PART A

```
DS DS(XIF) DS TCH SLIDE TCH SLIDE
L  R       L  R   L     R    L
&1 &2      &3 &    4     &    5
```

MOD POINDEXTER

```
DS RS KICK/SL (TURN 3/4 L ON TCH SLIDES)
R  LR  L   R
&6 &7  &   8
```

```
DS RS RS RS STOMP DS RS STEP SLIDE
L  RL RL RL  R    L  RL  R     R
&1 &2 &3 &4  5    &6 &7  &     8
```

CHAIN ROCK
MOD STOMP DBL

MOVING FORWARD ON CHAIN ROCK
3/4 L TO FACE BACK ON MOD STOMP DBL

WITH EVERY BEAT OF MY HEART (CON'T)

PART B

```
DS DS DS S SLIDE RS STEP STEP K/SLIDE
L  R  L  R   R   LR  L    R   L   R
&1 &2 &3 &   4   &5  6    7   &   8
```

TURN AROUND

MOVE FORWARD ON DS DS DS, STEP OUT FRONT ON
STEP OF RS.
TURN 360 TO LEFT ON TURN AROUND.

```
S(XIF) RS S(XIF) RS S(XIF)
L      RL R      LR L
1      &2 &      3& 4
```

TIME STEP

```
STOMP DS DS RS (TURN 360 TO RIGHT)
R     L  R  LR
5     &6 &7 &8
```

STOMP DOUBLE

```
DS DS(XIB) RS/SLUR SLIDE (TURN 360 RT.)
L  R       LR/L      R
&1 &2      &3/&      4
```

SLUR

```
DS DT/SLIDE DS RS
L  R   L    R  LR
&5 &   6    &7 &8
```

RANDY'S FAVORITE STEP

```
STEP(FORWARD) STEP(TOGETHER) BOUNCE BOUNCE
L             R              L/R    L/R
1             2               3      4
```

STEP OUT

```
SLIDE STEP RS SLIDE STEP RS
R     L    RL L     R    LR
&     5    &6 &     7    &8
```

CONVEYERS

```
DS D(XIF) D(OTS) RS RS KICK/SLIDE DS RS
L  R      R      RL RL  R     L   R  LR
&1 &2     &3     &4 &5  &     6   &7 &8
```

GHOSTBUSTERS TURN

```
DS/FLANGE H SLIDE DS/FLANGE H SLIDE
L  R      R   L   R  L      L   R
&  1      &   2   &  3      &   4
```

FLANGES

```
DS/KICK RS KICK RS SLIDE
L   R   RL  L   LR   R
&   5   &6  &   7&   8
```

C.J.

PART C

```
STEP (PUSH RIGHT ARM WITH LEFT TO RT SIDE)
R
1
```

JAZZ CHORUS

```
STEP (PUSH LEFT ARM WITH RIGHT TO LEFT SIDE)
L
```

WITH EVERY BEAT OF MY HEART (CON'T)

BOUNCE BOUNCE (ROLL SHOULDERS ARMS AT WAIST)
(KNEES)
3 4

REPEAT JAZZ CHORUS SAME HAND AND FOOTWORK.

DS RS DS RS **BASICS**
L RL R LR
&1 &2 &3 &4

STEP L, CROSS RT OVER LEFT AND TURN 1 1/2 **CROSS TURN**
TO FACE BACK AND CLAP
5 6 7 8

REPEAT TO FACE FRONT

BREAK

DS RS DS RS DS RS DS RS **BASICS**
L RL R LR L RL R LR
&1 &2 &3 &4 &5 &6 &7 &8

THE SECOND AND THIRD TIME YOU DO PART C,
IT IS DONE IN A BOX (4 TIMES) TURNING 1 1/4
TO THE LEFT ON THE CROSS TURN

I WANT TO PERSONALLY THANK RANDY BROWN FOR TAKING THE TIME TO HELP ME GET THIS DANCE WRITTEN. THE RALLY KEPT ME VERY BUSY AND WITHOUT HIM THIS DANCE WOULD NOT EXIST. THANK YOU RANDY.

CHARLENE



INT/ADV.

RECORD: THIS TIME I KNOW IT'S FOR REAL

CHOREO: THERESA EDDINS GEER, COWTOWN CLOGGERS
6928 DRIFFIELD CIRCLE, N. RICHLAND HILLS, TX 76180

INTRO: WHEN SINGING STARTS BEGIN LEFT FOOT

SEQUENCE: A-B-BR-A-B-BR-C-D-B*-B-A

PART A

```
DS  DS(XIB)  DS D(UP)(XIF)  DS(XIF)  SLUR-BR  DSRS          REVERSE VINE SLUR
L     R      L      R        R          L     L RL

STEP  DS(XIF)  HEEL(TURN 1/2L)  TOE(IB)/HEEL(IF)  SL   DS DS RS     GEORGIA ROCKET
R       L         L                L     L        R    L  R  LR

**REPEAT**


DT/FL  HEEL/HEEL  FL/HEEL  HEEL/HEEL  SL                    SNEAKER
L  R    L    L    R  L       L  L     R

DT(B)  DS(XIB)  DT(B)  DS(XIB)                               FLEA FLICKERS
L      L        R      R

**REPEAT**
```

PART B

```
DS  DS(XIB)  RS S(1/4L)  DS DS DSRS(3/4R)                   MJ
L     R      LR L        R  L  R LR

**REPEAT 3 MORE TIMES TO FACE FRONT**
```

(NOTE: ON PART B* ONLY TURN 1/4L ON MJ EACH TIME)

BRIDGE

```
DT DT DT(UP)    DT DT DT(UP)      DT DT DT(UP)  TOE(XIB)/HEEL
L  R  L         L  R  L           L  R  L       L       R

TOE(IB)/HEEL
R       L
```



PART C

DS KICK RS S(XIB)/SL DS R(XIF)/S RS(TURN 1/2R) KICK L R RL R R L R L RL R	KICK-IT
DS DS DSRS R L R LR	TRIPLE
DSRS RS(OTS) DS(XIF) DSRS RS(OTS) DS(XIF) L RL RL R L RL RL R	ROCK OVERS
DT(B) DS(XIB) DT(B) DS(XIB) L L R R	FLEA FLICKERS
REPEAT	
DS DS RS(XIF) RS(OTS) DS DS RS(XIF) RS(OTS) L R LR LR L R LR LR	FANCY DOUBLES

PART D

DS DS DSRS L R L RL	TRIPLE (FWD)
DT(XIB)/TOE(XIF)/HEEL-UP DT(XIB)/TOE(XIF)/HEEL-UP R L L L R R	HEY HEY
DS DS DSRS R L R LR	TRIPLE (BK)
DT(XIB)/TOE(XIF)/HEEL-UP DT(XIB)/TOE(XIF)/HEEL-UP L R R R L L	HEY HEY


Hall C
intermediate

NOTES

"Choice, not chance,
determines destiny."

WALTZING MATILDA Easy Intermediate Line Dance
Lindsay Butler - Opal Records OLS 023 (special pressing)
Choreographed by Gina Zaragoza especially for the American Clog Dance Academy

Start with left foot on main melody.

CHORUS

1	triple chug	DTS L	DTS R	DTS L	K/DR R/L	SL L						moving forward
1	triple basic	DTS R	DTS L	DTS R	R L	S R						moving back
1	Waltzing Matilda	DTS L	DT(XIF) R	DT(X) R	BR(XIB & @) R	BR(FWD) R	DTS R	DTS L	R R	S L		

Repeat above once more, using opposite footwork.

2	stomps	STO L	STO R	in place

PART A

1	T-step	DTS L	DTS R	DTS L	DTS R	DTS L	HOP L	R R	S L	HOP L		moving forward; turn ¼ right
1	emu run	DTS R	S L	S R	S L	S R	S L	S R				moving forward
1	Stanley stomp	DTS L	DTS R	STA L	SL R	STA L	SL R					turn ¼ right on STA SL

Repeat above once more, using same footwork (box formation).

Repeat CHORUS

PART B

1	Joey	DTS L	BA(XIB) R	BA(OTS) L	BA(OTS) R	BA(XIB) L	BA(OIS) R	S L				
1	karate stomp	DTS R	K(turn ½ left) L		STO L	DR L	SL L					
2	boomerangs	DTS R	SW L	SW L	SW L	DTS L	SW R	SW R	SW R			

Repeat above once more, using opposite footwork.

Repeat CHORUS

Kangaroo Kloggers Klub

PART C

2	kangaroo hops	must be seen to be appreciated (tsk tsk)

OR - if you insist...

2	kangaroo hops	DT/HOP HOP HOP HOP scratch scratch scratch (twice) L L/R L/R L/R L/R
2	drovers	DTS DR/SL DR/SL DR/SL (riding arms) L L L L
1	walk it over 8	TOE/HEEL(OTS) TOE/HEEL(XIF) TOE/HEEL(OTS) TOE/HEEL(OTS) L L R R L L R R TOE/HEEL(XIF) TOE/HEEL(OTS) TOE/HEEL(OTS) TOE/HEEL(BS) L L R R L L R R

Repeat CHORUS

PART D

2	corroborrees	STO DTS(XIF)/FLA STO DTS(XIF)/FLA STO DTS DTS R STO L R L L R L L R L R L STO DT(UP) STO DT(UP) STO DTS DTS R STO R L L R R L R L R

Repeat above once more, using the same footwork.

Repeat CHORUS

ENDING

1	stomp cross & rock	STO DT(XIF) DT(X) R(XIB) S L R R R L
1	basic	DTS R S R L R
1	stomp push-off	STO R S R S R S L R L R L R L
1	step	S R



Some hand movements at the start and finish - wait and see! OR come down-under to see for yourself.

Ace In The Hole — Intermediate Line

Artist: George Strait
Choreo: Carole Hall, Cotton Country Cloggers, Shreveport, LA
Intro : Wait 16

Part A

D(B) H Br S1 DSRS D(B) H Br S1 DSRS — Hard Step left & right
L R L R LRL R L R L RLR

DS DS DS Br S1 DS R S R S R S — Cowboy
L R L R L R L R L R L R

DS D(XIF) H D(OTS) H Dr S(IB) DS DS R S R S — Palmetto & Fancy Double
L R L R L L R L R L R L R

DS K(½L) DS K DS DS R S Br S1 — Karate & Double Brush

Repeat Part A facing back

Part B

DS SL R S SL R S S S1 DS DSRS — Move Diagonally left
L L R L L R L R R L RLR

DS D(XIF) H DS D(XIF) H — Repeat left & right
L R L R L R

D H DS D H DS D H DS D H DS — Flea Flickers (backing up)
L R L R L R L R L R L R

DS DS DSRS DS DS DSRS — 2 Triples
L R LRL R L RLR

Repeat Part B moving diagonally right

Part C

DS DS(XIF) DS(Pivot 3/4 R) S DS DS R S R S — Vine Turn & Fancy Double
L R L R L R L R L R

DS Tch(OTS) H Tch(XIF) H T(OTS) H — Outhouse left & right
L R L R L R L

Repeat with right foot

Repeat Part C 3 more times to end facing front

Ending-Repeat Part A through the Palmetto

Sequence-A B A C Ending



INTERMEDIATE 3-COUPLE PRECISION ROUTINE

MUSIC: BIG MAMOU
BY: Fiddlin' Frenchie Burke
Music Creek Records MC-560-A

Choreo: Lee Hudman
Texas Lovin' Cloggers
Houston, TX

Legend:

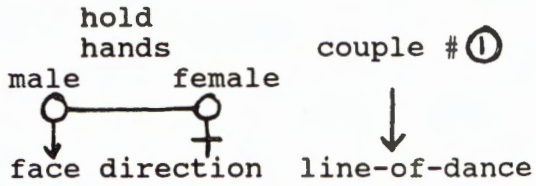

The Audience is at bottom of diagram unless only one couple is shown, then just the general movement required is shown (regardless of orientation).

Step/Movement description	Start	End
Wait 8 beats. Start on right foot. *16 beats Do 4 #1 basics to side-by-side line.	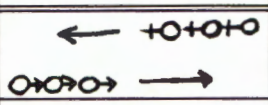	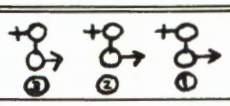
Do 4 #1 basics. Spin as couples. Holding inside hands (M-L to F-R). *8 beats		
Do 2 Cotton-Eye Joe (one right/one left) *8 beats D(xif)-H-D(xif)-h-DT-RS D(xif)-H-D(xif)-h-DT-RS R L R L R LR L R L R L RL & 1 & 2 &3 &4 & 5 & 6 &7 &8		
Repeat couple spin to 4 #1 basics *8 beats		
Push-off to R and hop then L and hop *8 Beats DT-R-S-R-S-R-HOP DT-R-S-R-S-R-HOP R L R L R L R L R L R L R L &a1 & 2 & 3 & 4 &a5 & 6 & 7 & 8		
Repeat couple spin to 4 #1 basics *8 beats		
Do 4 #1 basics-guy brings girl behind and around to his right side. Switch from M-L/F-R to M-R/F-L on 3rd #1. Guys L hand crosses over his head. *8 beats		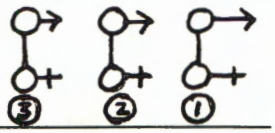
Do 4 #3 basics to circle up. *16 beats	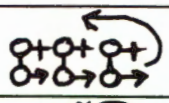	
Do 4 #3 basics as girls back-track. *16 beats (girls turn and travel counter-clockwise)		
Do 4 #3 basics to home. *16 beats (grab partner in varsuvian prom. on 1)		
DO In/Out triples with a hop sequences. *16 beats Guys | Girls triple-in hop turn | triple-back hop (1) triple-fwd stomps | triple-fwd stomps (2) triple-out hop turn | triple-fwd hop (3) triple-fwd stomps | triple-back stomps (4)	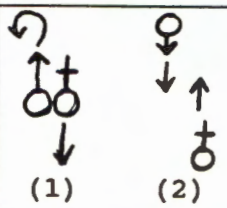 (1) (2)	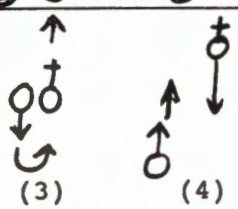 (3) (4)

DO R/L Hillbilly Grand sequence. *32 beats
R elbow/R elbow 360 turn w/ partner (4 #1s)
L elbow/L elbow 360 turn w/ R corner (4 #1s)
R elbow/R elbow 360 turn w/ nxt corner (4 #1s)
2 #1s and a fancy-double back to partner and home. All face out in line dance formation.

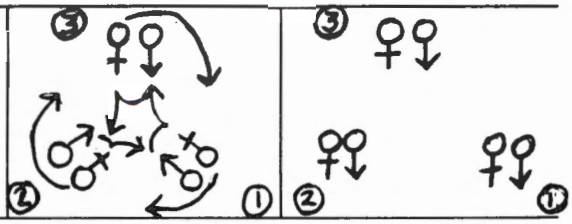

Line Dance Sequence:

Bridge step *8 beats - in place

```
H-T-T(xib)-H-H-H-H-T-T(xib)-H-H-T-H-T-T-H
L   R(xib)   L   R   L        R   L   R
& 1 &(xib) 2 & 3 & 4 &(xib) 5 & 6 & 7 & 8
```

2 Lonnies (1 R and 1 L) *16 beats - in place

```
Tch(f)-H-Tch(xif)-H-Tch(f)-H-Tch(ib)-h-Tch(f)-H-Tch(xif)-H-DS-RS
R      L R        L R      L R        L R      L R        L R  LR
&      1 &        2 &      3 &        4 &      5 &        6 &7 &8
```

4 Slap-backs *8 beats - moving backwards

```
DT(o)-T(xib)-H DT(o)-T(xib)-H  DT(o)-T(xib)-H  DT(o)-T(xib)-H
R     R      R L     L      L  R     R      R  L     L      L
&a1   &      2 &a3   &      4  &a5   &      6  &a7   &      8
```

2 3-Double-toe cross front *8 beats - moving forwards

```
D--D--D--TCh(xif)-H  D--D--D--Tch(xif)-H
R  L  R  L        R  L  R  L  R        L
&a1&a2&a3&        4 &a5&a6&a7 &        8
```

8 backward-replacements *8 beats - in place

```
TCH(xib)-E-TCH(xib)-E-TCH(xib)-E-TCH(xib)-E     (repeat)
R        R L        L R        R L        L
&        1 &        2 &        3 &        4
```

1 Push-off R Push-off L *8 beats - 4 to right then 4 to left

```
DS-R-S-R-S-R-S DS-R-S-R-S-R-S
R  L R L R L R L  R L R L R L
&a1 & 2 & 3 & 4&a5 & 6 & 7 & 8
```

4 stomp-drag-kicks *8 beats - in place

```
DS-KIK/D-(up)/G-KIK/D S-KIK(up)/D-KIK(up)/G-KIK/D
R  L   R  L   R L   R L R       L R       L R   L
&a1 &      2     &     3 &         4         &

 S-KIK/D-(up)/G-KIK/D S-KIK(up)/D-KIK(up)/G-KIK/D
 R L   R  L   R L   R L R       L R       L R   L
 5 &      6     &     7 &         8         &
```

2 roll-offs *16 beats - in place
(2 #1s and a #3)

4 triple-knee-slaps *16 beats - forward and backwards
(guys start back/girls start forward - hand slaps opposite knee on drag)

```
 D--D--D--KIK-D(slap)  D--D--D--KIk-D(slap)  (repeat)
 R  L  R  L   R        L  R  L  R  L
&a1&a2&a3 &   4       &a5&a6&a7 &  8
```

8 #1s to circle back up	*16 beats		
Stationary Schodisch (1 R/1 L) D-SLR-D--B-H D-SLR-D--B-H R L R L R L R L R L &a12 &a3 & 4 &a5 6 &a7 & 8	*8 beats		
Trav'ling Schodisch - move circle D--B-H-D--B-H-D--B-H-D--B-H R L R L H L R L R L R &a1 & 2&a3 & 4&a5 & 6&a7 & 8	*8 beats		
Reverse Direction of circle to line/face audience on 8th #1	*16 beats		
Drop hands and 2 stomp-slurs D-SLR-D-STO-STO D-SLR-D-STO-STO R L R L R L R L R L &a1 2 &a3 & 4 &a5 6 &a7 & 8	*8 beats		
Big Mamou step D--RS-D--RS-D--D--D--E(f)/T(ib)-T(ib) R LR L RL R L R L R R &a1 &2&a3 &4&a5&a6&a7 & 8 &	*8 beats		

Additional Notes:

There are two version of the song available:

1. 45-RPM version (choreography written for this version)

   Big Mamou
   by Fiddlin' Frenchie Burke and The Outlaws
   Music Creek Records MC-560-A
   produced for A-Ball 9717 Jenson, Houston, TX 77016

2. A faster and slightly different version, but the choreography still fits. This is an album.

   Big Mamou
   The Best of Fiddlin' Frenchie Burke and the Soundmasters
   1980 Delta Records
   P.O. Box 225
   Nacogdoches, TX (713) 564-2509

LACASSINE SPECIAL

Record: LACASSINE SPECIAL by Charlie McCoy
Ralph's Records RR891109 1:55 @ 45 RPM

Choreo: Kevin Sellew, Director
THE AMERICAN CLOG DANCE ACADEMY
Mobile, Alabama USA

Intro: Wait 16 beats. Start with LEFT FOOT and alternate feet as appropriate for the number of executions of each line of movements. The foot designators and counts shown are for THE FIRST execution.

SEQUENCE: A-B-C-D BREAK A-B ENDING (08/21-09/21/1989)

****

PART A

```
 2 Basics:  D-S-R-S
            l l r l
            & 1 & 2
 1 Triple:  D-S-D-S-D-S-R-S (Move FWD)
            l l r r l l r l
            & 1 & 2 & 3 & 4
 2 Basics:  (As above, start with RIGHT FOOT)
 1 Triple:  (As above, start with RIGHT FOOT, BACK UP)
 1 Hit & Slur:  D-S(ots)-HT(xif)-S(xif)-D-S(ots)-SLR(xib)-H(xib)
                l l      r       r      l l       r       r
                & 1      &       2      & 3       &       4
 1 Push Off:  D-S-R-S-R-S-R-S (Turn FULL LEFT)
              l l r l r l r l
              & 1 & 2 & 3 & 4
 1 Hit & Slur:  (As above, start with RIGHT FOOT)
 1 Push Off:  (As above, start with RIGHT FOOT)
```

PART B

```
 1 T-Step:  D-S-D-S-D-S-D-S-D-S-HOP-R-S-HOP (Moving FORWARD, turn 1/2
            l l r r l l r r l l  l  r l  l   LEFT on &7)
            & 1 & 2 & 3 & 4 & 5 &6  & 7 &8
 2 Charleston Brushes:  D-S-D(if)-H-R-S-B-E
                        r r l     r l r l r
                        & 1 &     2 & 3 & 4
 1 T-Step:  (As above, start w/RIGHT FOOT, move FWD turn 1/2 RIGHT on &
 2 Charleston Brushes:  (As above, start with LEFT FOOT)
```

PART C

```
 3 Flare Outs:  D(oif)-H-R(ots)-S(xif)
                l       r l       r
                &       1 &       2
 1 Basic:  (As in Part A)
```



LACASSINE SPECIAL (Sellew), Page 2

PART C, continued

```
1 Triple:  D-S-D-S-D-S-R-S (Turn 1/2 RIGHT)
           r r l l r r l r
           & 1 & 2 & 3 & 4
1 Fancy Double:  D-S-D-S-R-S-R-S
                 l l r r l r l r
                 & 1 & 2 & 3 & 4
```

Repeat above 4 lines again to face front.

PART D

```
1 Rocking Chair:  D-S-B-E-D-S-R-S (Turn 1/4 LEFT on D-S-R-S)
                  l l r l r r l r
                  & 1 & 2 & 3 & 4
2 Point Backs:  D(b)-H-PT(ib)-S(ib)
                l    r l      l
                &    1 &      2
```

BREAK

```
2 Stomp Doubles:  STO-D-S-D-S-R-S
                    l  r r l l r l
                    1  & 2 & 3 & 4
1 Clog Vine 8:  D-S-(ots)-D-S(xif)-D-S(ots)-D-S(xib)-D-S(ots)-
                l l       r r      l l      r r      l l
                & 1       & 2      & 3      & 4      & 5
                D-S(xif)-D-S(ots)-R(bs)-S
                r r       l l      r      l
                & 6       & 7      &      8
```

2 Stomp Doubles: (As above, start with RIGHT FOOT)
1 Clog Vine 8: (As above, start with RIGHT FOOT)

ENDING

3 Flare Outs: (As in Part C)
1 Basic: (As in Part A)
1 Fancy Double: (As in Part C, start with RIGHT FOOT)
2 Stomp Doubles: (As in the BREAK, start with RIGHT FOOT)
1 Clog Vine 8: (As in the BREAK, start with RIGHT FOOT)

```
1 Stomp:  STO
          l
          1
```

NOTE: The terms and abbreviations used in this routine adhere to a format called CLOGMUNICATION. For more information write to THE AMERICAN CLOG DANCE ACADEMY at 444 Azalea Road, Suite B, Mobile, AL USA 36609-1682 or call (205) 344-5686. To order this record, call THE T BAR K SHOP at the same number.

Record: Mercury Records
874 672-7
Time: 2:18

Intermediate Line Dance
Choro: Robert De La Fuente
Cactus Clogging Exp.

BURNIN' OLD MEMORIES
by
KATHY MATTEA

Sequence: A-B-C-Bridge-B-C-Ending

Wait 8 beats. Begin after "pause" with left foot.

PART A

Fancy Triple	DS	DS(XIB)		DS(XIB)		ROCK(XIB)		STEP		
	L	R		L		R		L		
Triple (Fwd)	DS	DS	DS	HEEL	SL	DS	DS	DSRS		
	R	L	R	L	R	L	R	LRL		
High Horse	DT(XIF)		DT(OTS)		BALL	BALL		BALL/SL		
	R		R		R	L		R		

REPEAT ONCE MORE THAN ADD:

SWITCH	BALL/HEEL(SAME TIME)					HEEL/STEP(SAME TIME)				PAUSE
	L	R				L	R			

PART B

PUSH OFFS	DS	ROCK/STEP		ROCK/STEP		ROCK/STEP				
	L	R	L	R	L	R	L			
	DS	ROCK/STEP		ROCK/STEP		ROCK/STEP				
	R	L	R	L	R	L	R			
HARD STEPS	DT(BACK)		BR/SL	DSRS		DT(BACK)		BR/SL	DSRS	
	L		L	R	LRL	R		R	L	RLR
KARATE	DS	KICK (turn 1/2 left)				STEP/SL				
	L	R				R	R			
TRIPLE	DS	DS	DSRS (turning to face front)							
	L	R	LRL							
JOEY	DS	ROCK(XIB)		STEP(OTS)		ROCK(OTS)		STEP(XIB)		ROCK(OTS)
	R	L		R		L		R		L
	STEP(OTS)									
	R									
FANCY SIMONE	DS	DS	STOMP	STOMP	DRAG	SL	DRAG	SL	(on "SL" bring left	
	L	R	L	R	BOTH		BOTH	R	foot up)	

PART C

SAMANTHA	DS	DS(XIF)	DRAG	STEP	DRAG	STEP	ROCK/STEP
	L	R	R	L	L	R	L R
2-DBL BASICS	DS	DSRS	DS	DSRS			
TURNING	L	RLR	L	RLR			
REEBOK	DT/FLANGE	HEEL/HEEL	FLANGE	HEEL/HEEL	SL		
	L	R	R	R	R	L	
	DS	DS	DS	HEEL(PIVOT 1/2 RIGHT)	STEP		
	R	L	R	L	R		

REPEAT SAMANTHA AND DBL BASICS THAN ADD:

DS	DS	HEEL(PIVOT 1/2 RIGHT)	STEP		
L	R	L	R		

BRIDGE

DS	DS(XIB)	DS(OTS)	DS(XIF)	DS(OTS)	DT(BACK)	(3/4 Turn Rt)
L	R	L	R	L	R	
STEP/SL						
R						

REPEAT BRIDGE 3 MORE TIMES TO FACE FRONT THAN ADD:

BURTON SWITCH	DT	HEEL	HEEL	SL
	L	R	L	R

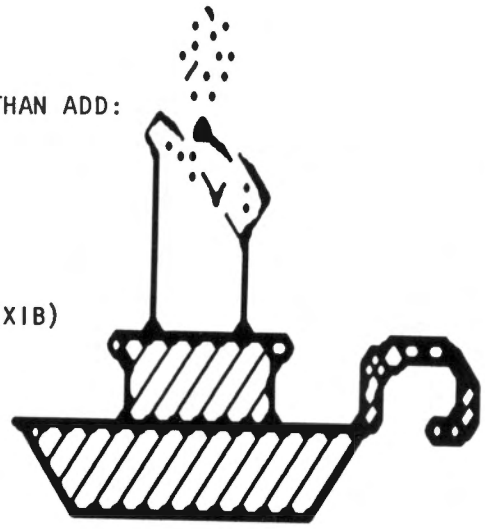

ENDING

DBL BASIC	DS	DS	ROCK(OTS)	STEP	STEP(XIB)
	L	R	L	R	L
TRIPLE	DS	DS	DSRS		
	R	L	RLR		
FANCY DBL	DS	DSRSRS			
	L	RLRLR			
MYSTERY STEP	DS	HEEL(IF)/STEP(IB)	ROCK(IB)	STEP	BRUSH SL
	L	R	R	L	R L R

BAYOU BOYS

RECORD BY: EDDY RAVEN UNIVERSAL #UVL-66016
CHOREOGRAPHY: Kevin & Penny Fuess LEVEL: INTERMEDIATE

SEQUENCE:
INTRO-A-B-C-BR1-BR2-A-C*-C*-B-BR2-END

WAIT 16 BEATS

INTRO

TRIPLE DRAG	L: DS DS DR	(moving forward)
	R: DS S	
TRIPLE SLIDE	L: DS DS SL	(moving back)
	R: DS S	

(REPEAT)

PART A

DRAG'N	L: DS Dr S S	(45 left)
	R: S Dr R	
DRAG'N		
TRIPLE	L: DS DS S	(backing)
	R: DS R	
DOUBLE AND	L: DS S SI	
BRUSH	R: DS R Br	

(REPEAT TO RIGHT)

PART B

TORNADO TURN	L: DS H(pivot 360) DS DS SI	(forward)
	R: DS S DS FI H	
FLEA FLICKER	L: DT(ots) DS(xib)	
	R: DT(ots) DS(xib)	
KARATE ROCK	L: K(pivot 1/2) R K	
	R: DS S	

(REPEAT)

PART C

MACNAMARA	L: B(ots) B(ots)	(repeat this sequence
	R: B(xib) H(ots)	for total of 4 X)
FLARE BASIC	L: ST R	(turn 1/2 on basic)
	R: DT(ots) DS S	

(REPEAT TO FACE FRONT)

PART C* (turn 3/4 on basic)

BR1

MOONSHINE	L: ST S(xif) .	
BREAK	R: DT(ots) S(ots) S(xib) SL	
DOUBLE AND	L: DS R BR .	
BRUSH	R: DS S SL	

BR2

TWISTOFF — L: DS . (moving to left)
R: H(ots) T(ots) H(ots)

TRIPLE STOMP — L: DS ST .
R: DS DS SP

TWISTOFF (moving right)
TRIPLE STOMP

END

TRIPLE DRAG (forward)
TRIPLE SLIDE (backing)
TRIPLE DRAG (forward)

END — L: DS DS (backing)
R: DS FL



COLD HEARTED

RECORDED BY: PAULA ABDUHL INTERMEDIATE LINE DANCE

CHOREO: CHIP AND DONNA WOODALL, 1306 STERLING RIDGE DR.
AUGUSTA, GA. 30909 (404)863-7648.

SEQUENCE: JAZZ A B A B A C B B C A B A

PART A: TURN TO FACE LEFT WALL ON THE FIRST STEP
DS DBL-HEEL STEP RS (HANDS GO OUT ON THE HEEL)
L R L L RL

FANCY DBL (TURN 1/2 LEFT ON THE 2ND RS)

SCOOT: DS DS SCOOT (BEND) KICK BALL SLIDE
R L L R R R R

STEP HEEL-BALL HEEL-STEP X 2 (1/2 LEFT EACH)
LEFT THEN RIGHT LEAD.

REPEAT FACING RIGHT WALL ON BASIC BUCK, END FACE BACK.

PART B: CLOG OVER VINE TURN FULL RIGHT.
DBL UP BALL UP BALL UP BALL DOWN FLAT FEET.
R R L L R R R&L

BNC BNC (SPIN L) CHUG DS RS
L L RL

REPEAT R FACE ON BNC BNC CHUG (END FACING SIDE LEFT)
R

PART C: MTN GOAT FORWARD
LEFT FOOT LEAD.

BASIC 3/4 RIGHT DBL BNC SWITCH CHUG
R R RFORWARD L




Hall D
Beggiher-Easy Intermediate

NOTES

"All glory comes from daring to begin."

Eugene F. Ware
American Lawyer/Poet

LEAVE IT ALONE - FORRESTER SISTERS EASY INTERMEDIATE
CHOREO. ROSELLEN KERR P.O. BOX 3247 WICHITA FALLS, TX 76309
(817) 767-5041 723-2506

WAIT: 16 BEATS
PART A
SAMANTHA DS DS(XIF) DR S DR S R S DS DS BR SL
L
YES MAM DS DS R(DTS)S TCH TOE(XIB) STOMP DSRS (1/2 L) BR SL
-1 -2 - 3 - 4 -5 -6-7 - 8
L R
REPEAT TO BACK SAME FOOT, END FACING FRONT



PART B
SCOOTER AND BUTTERMILK CHURN
DS SL SL R S SL SL DS SL S(XIB) DS RS
-1 - 2 - 3 - 4 -1 - 2 -3 -4
L L L R L L L R R L R LR

GHOSTBUSTERS TURN DS DT(XIF) DT(XIF) S S S STO BR SL DS RS
FULL TURN RIGHT TO FRONT -1 -2 - 3 - 4 - 5 - 6 -7 -8
L R R R L R L R L R LR

BREAK I: **FONTANA** 4 DS BR SL (TURN 1/4 LEFT ON EACH KICK)

PART C
TRIPLE STOMP (MOVE FOWARD) DS DS DS STOMP STOMP
L R L R L
KARATE TURN 1/2 RT. DS KICK (PIVOT 1/2 R) S BR SL
R L R L R L
REPEAT TRIPLE STO AND KARATE WITH OPPOSITE FOOT TURN 1/2 LEFT

PART D.
4 WHIRLWINDS DS DS(XIB) R S S STOMP DS DS RS
-1 -2 - 3 -4 -5 -6 -7 -8
TURN 3/4 TO LEFT ON EACH END FACING FRONT

SEQUENCE: A B BREAK A BB* C D BB* C D C
NOTE: B* TURN 1/2 RT ON SCOOTER, TURN 1/2 RT ON BUTTERMILK

LET ME TELL YOU ABOUT LOVE
THE JUDDS

EASY BEGINNER ROUTINE BY BIG JOHN AND SHIRLEY JEAN WALTERS

PART	BEATS	CUE	1	2	3	4	5	6	7	8
INTRO	16	WAIT								
A	8	FOUR BASICS	L DTS	LR RS	R DTS	LR RS	L DTS	RL RS	R DTS	LR RS
	8	TWO TRIPLES	L DTS	R DTS	L DTS	RL RS	R DTS	L DTS	R DTS	LR RS
	8	TWO HILLBILLIES	L DTS	R TSL	R TSL	R TSL	R DTS	L TSL	L TSL	L TSL
	8	TWO FANCY DOUBLES	L DTS	R DTS	LR RS	LR RS	L DTS	R DTS	LR RS	LR RS
CHORUS	8	TIME STEP	L S	R DT	R S	L DT	L S	R DTS	L DTS	RL RS
	8	TIME STEP	R S	L DT	L S	R DT	R S	L DTS	R DTS	LR RS
	8	PIVOT 1/2 & TRIPLE	L DTS	RL RS	RL RS	RL RS	R DTS	L DTS	R DTS	LR RS
			(FACE REAR)							
	8	PIVOT 1/2 & TRIPLE	L DTS	RL RS	RL RS	RL RS	R DTS	L RS	R RS	LR RS
			(FACE FRONT)							
BREAK	4	FOUR SHUFFLES								
B	8	FOUR BASICS	L DTS	RL RS	R DTS	LR RS	L DTS	RL RS	R DTS	LR RS
	8	TWO TRIPLE	L DTS	R DTS	L DTS	RL RS	R DTS	L DTS	R DTS	LR RS
	8	TWO CHARLESTONS	L DTS	R T	R S	L T	L DTS	R T	R S	L T

PART	BEATS	CUE	1	2	3	4	5	6	7	8
	8	PUSH L PUSH R	L DTS	RL RS	RL RS	RL RS	R DTS	LR RS	LR RS	LR RS
CHORUS	32	(REPEAT)								
BREAK	8	EIGHT SHUFFLES					(CLAP ON LAST FOUR)			
PERKINS	8	GET IT	L DTS	R T	R DT	R BU	R DTS	L T	L DT	L BU
	8	TURKEY	L HT	R S	L DTS	RL RS	R HT	L S	R DTS	LR RS
	8	TOE HEEL	L TH	R TH	L TH	R TH	L TH (CLAP ON LAST FOUR)	R TH	L TH	R TH
C	8	FOUR BASICS	L DTS	RL RS	R DTS	LR RS	L DTS	RL RS	R DTS	LR RS
	8	TWO TRIPLE	L DTS	R DTS	L DTS	RL RS	R DTS	L DTS	R DTS	LR RS
	8	TWO ROCKING CHAIR	L DTS	R BU	R DTS	LR RS	L DTS	R BU	R DTS	LR RS
	8	TWO OUTHOUSE	L DTS	R T	R T	R T	R DTS	L T	L T	L T
CHORUS	32	REPEAT 2 TIMES								
ENDING	20	REPEAT PERKINS								

LEGEND:
- DTS - DOUBLE TOE STEP
- RS - ROCK STEP
- TSL - TOE SLAP
- DT - DOUBLE TOE
- S - STEP
- BU - BRUSH UP
- T - TOE
- HT - HEEL TOE
- TH - TOE HEEL



NEW YORK,N.Y.

THIS DANCE CAN BE DONE TO VIRTUALLY ANY COPY OF NEW YORK,N.Y. HOWEVER, AN INSTRUMENTAL VERSION SEEMS TO GO OVER BEST IN AUDIENCE PARTICIPATION. THIS IS A FUN DANCE FOR ALL AGES!!!

SEQUENCE: DANCE DANCE DANCE DANCE DANCE BREAK I DANCE DANCE DANCE BREAK II DANCE DANCE DANCE DANCE TO END

DANCE

```
STEP KICK(XIF) STEP KICK(XIF)                    CHORUS LINE
L    R         R    L

STEP KICK(XIF) STEP KICK(XIF)
L    R         R    L


S S S KICK                                       BACK AND FORWARD
L R L R
(BACKING UP)

S S S KICK
R L R L
(MOVING FORWARD)

S RS(XIF) S RS(XIF)                              SOFT SHOE
L RL      R LR

S RS(XIF) S RS(XIF)
L RL      R LR

S S S TOE(OTS)                                   TURN AND POINT
L R L R
TURNING 360 LEFT

S S S TOE(OTS)
R L R L
TURNING 360 RIGHT
```



BREAK I

```
TOE STEP TOE STEP                                STRUT
L   L    R   R
1   2    3   4

TOE STEP TOE STEP
L   L    R   R
5   6    7   8
```

THIS BREAK IS A 360 TURN SLOWLY TO THE LEFT.

BREAK II

SWING HIPS LEFT TO RIGHT SLOWLY 3 TIMES (6 BEATS) — DUMP

COTTON EYED JOE

RECORD: BY ISAAC PAYTON SWEAT — TIME 2:34 — MIXER FUN DANCE
BELLAIRE NO. 5081 — CHOREOGRAPHY: SOME COWBOY IN TEXAS!

INTRO: HOLD 8 BEATS AFTER VERBAGE

SEQUENCE: A B A B A B A B....TILL YOU DROP!

PART A

KICK KICK R R	KICKS
STEP STEP STEP R L R BACKING UP	STEP BACK
KICK KICK L L	KICKS
STEP STEP STEP L R L BACKING UP	STEP BACK

REPEAT ALL OF PART A SAME FOOTWORK

PART B

STEP RS STEP RS STEP RS STEP RS R LR L RL R LR L RL	MOD. BASICS

REPEAT ALL OF PART B SAME FOOTWORK

THIS IS FUN TO TEACH AS A MIXER AT EXHIBITIONS AND A GREAT WAY TO GET THE AUDIENCE INVOLVED AND ON THE FLOOR.

WE CALL THIS ROUTINE THE **"TEXAS NATIONAL ANTHEM"!!!**



SCHOTTISCHE

RECORD: BY ISAAC PAYTON SWEAT
BELLAIRE NO. 5082

MIXER FUN DANCE
CHOREOGRAPHY: A FUN DUDE!

SEQUENCE: A A A A A A...!!!!!!

PART A

S(OTS)	S(XIB)	S(OTS)	KICK	VINE
R	L	R	L	
S(OTS)	S(XIB)	S(OTS)	KICK	
L	R	L	R	
STEP	SLIDE	STEP	SLIDE	STEP-SLIDES
R	R	L	L	
STEP	SLIDE	STEP	SLIDE	
R	R	L	L	

THIS DANCE USUALLY FOLLOWS THE "COTTON EYED JOE" AND IS FUN TO TEACH AS AN AUDIENCE PARTICIPATION.

YOU CAN DO IT IN LINES OF 2 TO 6 AND TRAVEL CIRCULAR FACING LINE OF DANCE.



DANCE LITTLE BIRD (BIRDIE SONG)

RECORD: BY THE TWEETS
SATRIL SA 1006 A

TIME: 2:29

FUN DANCE
CHOREOGRAPHY: AN OLD CROW

INTRO: HOLD 13 BEATS AFTER INITIAL 4 TWEETS

SEQUENCE: DANCE DANCE DANCE.....TILL YOU TWEET!!!

THIS DANCE IS MOST FUN IN A CIRCLE.

DANCE

1. START WITH ARMS BY YOUR SIDE.
2. PUT YOUR FOREARMS UP WITH YOUR HANDS FACING IN FRONT OF YOU. MAKE A BEAK SHAPE WITH YOUR FINGERS AND THEN A QUACK-LIKE MOVEMENT WITH THUMB AND FINGERS. DO THIS FOUR TIMES TO THE BEAT OF THE RECORD.
3. FLAP YOUR ARMS LIKE A BIRD (ELBOWS OUT; FOREARMS FACING INWARD). DO THIS 4 TIMES TO THE BEAT OF THE RECORD.
4. BEND YOUR KNEES SLOWLY AND WIGGLE YOUR HIPS 4 TIMES.
5. CLAP YOUR HANDS 4 TIMES.
6. JOIN HANDS AND CIRCLE LEGT 16 BEATS, THEN REVERSE AND CIRCLE RIGHT 16 BEATS.

   THIS COMPLETES THE SEQUENCE.

REPEAT THE SEQUENCE TO THE END OF THE RECORD.

THIS IS A SILLY LITTLE DANCE THAT ALL KIDS LOVE TO DO. PERSONALLY, IT'S KIND OF FUN ON THE ADULT LEVEL AS WELL!!!



SALTY DOG RAG

THIS IS A COUPLE DANCE IN A CIRCLE FACING LINE OF DANCE. THIS DANCE IS GREAT FUN!

DANCE: S(OTS) S(XIB) S(OTS) KICK — VINE
R L R L

S(OTS) S(XIB) S(OTS) KICK
L R L R

STEP SLIDE STEP SLIDE — STEP-SLIDES
R R L L

STEP SLIDE STEP SLIDE
R R L L

START IN PROMENADE POSITION FACING LINE OF DANCE. DANCE SEQUENCE 2 TIMES IN THIS POSITION.

THEN...

PULL GIRL ACROSS IN FRONT OF BOY TO REVERSE LINE OF DANCE HOLDING LEFT HANDS ON FIRST **S S S KICK.**

CROSS AND CHANGE HANDS ON SECOND **S S S KICK.**

CIRCLE 360 AROUND EACH OTHER ON **STEP-SLIDES.**

REPEAT COUPLE INTERACTION ENDING IN PROMENADE POSITION FACING LINE OF DANCE AFTER **STEP-SLIDES** TO START WHOLE SEQUENCE AGAIN.

REPEAT ENTIRE DANCE TO END OF RECORD.

HAVE FUN!!!



BIRTH OF ROCK AND ROLL
CARL PERKINS

EASY BEGINNER ROUTINE BY BIG JOHN AND SHIRLEY JEAN WALTERS

PART	BEATS	CUE	1	2	3	4	5	6	7	8
INTRO										
			L	LR	R	LR	L	RL	R	LR
A	8	FOUR BASIC	DTS	RS	DTS	RS	DTS	RS	DTS	RS
			L	R	L	RL	R	L	R	LR
	8	TWO TRIPLE	DTS	DTS	DTS	RS	DTS	DTS	DTS	RS
			L	R	R	LR	L	R	R	LR
	8	ROCKING CHAIRS	DTS	BU	DTS	RS	DTS	BU	DTS	RS
			L	R	L	RL	R	L	R	LR
	8	VINE L VINE R	DTS	DTS	DTS	RS	DTS	DTS	DTS	RS
			L	R	R	R	R	L	L	L
B	8	GET IT	DTS	T	DT	BU	DTS	T	DT	BU
			L	R	R	L	L	R	L	RL
	8	TIME STEP	S	DT	S	DT	S	DTS	DTS	RS
			R	L	L	R	R	L	R	LR
	8	TIME STEP	S	DT	S	DT	S	DTS	DTS	RS
			L	R	R	R	R	L	L	L
	8	TWO HILLBILLIES	DTS	TSL	TSL	TSL	DTS	TSL	TSL	TSL
			L	R	L	R				
BIG JOHN	4	TOE HEEL	TH	TH	TH	TH				
			L	R	L	RL	R	L	R	LR
	8	TWO TRIPLES	DTS	DTS	DTS	RS	DTS	DTS	DTS	RS
			L	R	R	R	R	L	L	L
	8	PUSH L PUSH R	DTS	T	T	T	DTS	T	T	T
			L	R	L	RL	R	L	R	LR
	8	VINE L VINE R	DTS	DTS	DTS	RS	DTS	DTS	DTS	RS
	8	TWO ROCKING CHAIR	DTS L	BU R	DTS R	RS LS	DTS L	BU R	DTS R	RS LS
			L	R	R	L	L	R	R	L
	8	CHARLESTON	DTS	T	S	T	DTS	T	S	T

PART	BEATS	CUE	1	2	3	4	5	6	7	8
	4	FANCY DOUBLE	L DTS	R DTS	LR RS	LR RS				

SEQUENCE: INTRO TWIST
A
B
A
B
A
BIG JOHN
B
A
BIG JOHN
ENDING TWIST

LEGEND:

DTS	DOUBLE TOE STEP
RS	ROCK STEP
BU	BRUSH UP
T	TOE
DT	DOUBLE TOE
S	STEP
TSL	TOE SLAP
TH	TOE HEEL



HALL C

INTERMEDIATE

NOTES

"The difference between the impossible and the possible lies in a man's determination."

Tommy Lasorda
Major League Manager

I FEEL THE EARTH MOVE

Martika Columbia 38-68996 45 r.p.m. Time: 3:58

Choreo: Tandy Barrett Scotty Bilz Stone Mt., GA
ANOTHER POSSUM TROT ROUTINE

Wait 48 Beats

PART A

| | | |

I Feel the Earth Move Con't

PART C

Clog Over 3	DS L	DS(XIB) R	*DRAG R	STEP L	STEP R	STEP L	1/4 to left
Bustin'	DRAG L	STEP R	DRAG R	STEP L	DRAG L	STEP R	RS LR

Repeat PART C - 3 more times - 1/4 turn left each time - same footwork

BREAK

Snake (Moving forward)	DS L &1	DS(XIF) R &2	BREAK L-R &	BREAK L-R 3	BREAK L-R &	STEP R 4

XRIFL - and"rock" back & forth shifting weight from one foot to another

Basics	DS RS L	DS RS R	1/4 to left

Repeat BREAK 3 more times - same footwork and turn direction

END

DS RS L	DS RS R	DS RS L	STOMP R

SEQUENCE

A B
A B (Add 2 extra Stomp Basic Chug)
C
A BREAK B (add 2 extra Stomp Basic Chug)
C
A B
A A
1/2 BREAK (turn basics 1/2 to left)
END



LOVE SHACK — INTERMEDIATE LINE DANCE

CHIP AND DONNA WOODALL
1306 STERLING RIDGE DRIVE
AUGUSTA, GA. 30909 (404)863-7648

INTRO: WAIT 8 BEATS
SHOULDER DROP SEQUENCE , HANDS UP ON 8.
ROLL ARM AROUND POINT LEFT AND SNAP8.

NE PART: VINE TO THE LEFT, STEP RS STEP RS
R LR L RL

BASKETBALL TURN - JUMP TURN FRONT - CLAP
LEFT 1/2 LEFT 1/2

REPEAT THE ABOVE SEQUENCE TO THE RIGHT

PART A: REPEAT STEP: DS DS (XIF) B SL RS H(OTS) RS H(OTS) RS
L R L RL R RL R RL

TOE STEPS: 1/4 TURN LEFT - T STEP BACK 4 TIMES
(R-L-R-L)

TRIPLE RS 1/4 TURN TO FACE THE BACK. REPEAT SEQUENCE.

PART B: SHOULDER DROPS - BATMAN JAZZ
TRIPLE RS MOVING BACK ON THE LEFT FOOT.
TOE TURN - DS DS 1/2 JUMP TOE HEEL CHUG
R L R L L
REPEAT TRIPLE RS AND TOE TURN TO FACE FRONT.

PART C: LOVE SHACK: DS LOOP(XIB) STEP RS FANCY DBL.
L R L RL R (MOVE LEFT)
REPEAT STEP TO THE RIGHT, MOVING RIGHT.

PART D: 16 BEATS: SCOTT'S BNC:
DBL BNC BNC CHUG DBL BNC BNC CHUG STOMP DS DS RS 1/2L
L L(XIB) R R R(XIB) L L
REPEAT TO THE LEFT TO FACE FRONT AGAIN.

ENDING: TOE(XIF) STEP CLAP FOUR TIMES MOVING RIGHT.
L R
STAMP STAMP CROSS (RIF) SPIN 1/2 L. TRIPLE RS.
R R R R
BANG BANG: H H STEP RS FANCY DBL. 4 TIMES TURN LEFT.
L R R LR L
MAKE A BOX WITH THE BANG BANG SET.

PAUSE FOR TALK. LOOK L, R, UP. REPEAT PART C TO END.

BUST-A-MOVE

By: Young MC (Delicious Vinyl DV 105) 4:20 Mins Intermed. Line
Choreo: Randy Brown, Yellow Rose Instruction Staff, Houston, TX 713/721-2290

SEQUENCE Intro-A-B-BridgeI-A-B-C-A-B-C-BridgeII-BridgeI-A-B-C-B-End

---

Hold 16 Beats

INTRO (16 Beats)
PUNCH HANDS SIDE TO SIDE, WHILE SWINGING HIPS

ARMS: R L R R L R L L REPEAT
1 2 3 4 5 6 7 8 **PUNCH-IT**

PART A
DS DS DS DT BOUNCE DRAG TCH
L R L R L/R R
&1 &2 &3 & 4 & F **MOD VINE**

KICK DS RS
R R LF
6 &7 &8 **KICK & BASIC**

DS DT KICK DT(?) PATTERN BLACKLEFT 16 TIMES BLACKLEFT
L R R R L R **POINDEXTER**
&1 & 2 & 3 & 4

TURN 360 TO LEFT

DS DS DT RS
R L TU RL **FANCY DOUBLE**

REPEAT ALL OF **PART A,** OPPOSITE FOOTWORK.

PART B
DS DB(XIF) B(TS) STOMP T T T PT/K DS RS **MOD. TUCKER**
L R L T 1 D 1 T R LR
&1 &2 & T 4 & T A &T &A

TURN 1/2 LEFT ON S T T

DS RS RS ST/H SLIDE (MOVING AT RIGHT ANGLE) **MOD. CHAIN ROCK**
L RL RL R/L R
&1 &2 &3 & 4

DS DS RS RS **FANCY DOUBLE**
L R LF LR

REPEAT ALL OF **PART B,** SAME FOOTWORK, TO FACE FRONT.

BRIDGE I
DS SLUR KICK(OS) T(XIB) SL DT SL **SLUR**
L R R R L R L
& 1 2 & 3 & 4

REPEAT SAME STEP OPPOSITE FOOT.

DS DT(XIF)/SL DT(OTS)/SL BA/BA BA/SL DS DS RS **HIGH HORSE**
L R L R L R L R R L R LR
&1 & 2 & 3 & 4 & 5 &6 &7 &8

TURN 1/2 LEFT ON BA/BA. REPEAT ALL OF **BRIDGE I** TO FACE F: NT.

PART C

ALTERNATE HIP SWINGS STARTING LEFT FOR 6 BEATS, MOVING ARMS IN CIRCULAR MOTION IN FRONT. **BUST-A-MOVE**

```
&1  &2  &3  &4  &5  &6     THEN...
```

```
HEEL SL DS
R    L  R
&    7  &8
```

```
ST DS(XIB) RS(OTS) KICK DS DR ST DR ST DR ST
L  R       LR      L    L  L  R  P  L  L  R
1  &2      &3      4    &5 &  6  &  7  &  8
```

RANDY BROWN

ROLL SHOULDERS ON & 6 & 7 & 8

REPEAT ALL OF **PART C,** SAME FOOTWORK.

BRIDGE II

BOUNCE 8 BEATS. MOVE ARMS UP AND DOWN FROM ELBOWS IN FRONT. **JAM**

```
ARMS: TO L R L L  R L R R
```

HOP TO FACE 1/4 LEFT AND:
MOVE HIPS IN CIRCULAR MOTION 4 BEATS **SHINE**
(HANDS SHINE YOUR BACK-SIDE!)

HOP TO FACE 1/4 LEFT AND **SHINE** TO BACK!!!

REPEAT ALL OF **BRIDGE II** TO END FACING FRONT.

END

```
ST STAMP STAMP  (FOLD ARMS IN FRONT)
L  R     R
```



OPPOSITES ATTRACT

Record: by Paula Abdul 3:45 Mins. Intermediate Line
Choreo: Josh King, Yellow Rose, UNT Box 6815 Denton,TX 76203 (817) 565-6686
Intro : Wait 16 Beats. Start Left Foot. (713) 729-7437

RAP 1

DS DS R Heel(os) (Pull L foot) S Kick(if) Kick(ib)(Turn 1/2 L) Tch Step **Heel Jam**
L R L R L R R R R
&1 &2 & 3 & 4 5 6 7 8

S(os) Tch S(os) Tch (Turn 1/2 L) S(os) *Shake yo'* SL **Shake It!**
L R R L L R-L-R-L R
1 2 3 4 5 & 6 & 7 8

PART A

DT(os) RS DT(os) RS DT(up) DS/Kick SL DS/Kick SL **Flare +**
L LR L LR L L R L R L R
&1 &2 &3 &4 &5 &6 & 7& 8

DS DT(xif) DT(x) B B B(Turn 1/2 L) SL B/SL B/SL RS **Turnpike**
L R R R L R R L R LR
&1 &2 &3 & 4 & 5 &6 &7 &8

Repeat all of PART A to end facing front. Same footwork.

PART B

DS DS DT(os) Hop ST ** Kick Hop ST ** Kick Hop ST **Triple Crush**
L R L LxifR B R RxifL B L LxifR B
&1 &2 &3 & 4 5 & 6 7 & 8

ST DS DS RS (Turn 1/2 R) DS B(xib) B B B(xib) B(os)/SL **Stomp Double**
R L R LR L R L R L R R **Joey Slide**
1 &2 &3 &4 &5 & 6 & 7 & 8

Repeat all of PART B to end facing front. Same footwork.

PART C

DS DS Heel Step Heel Step S(xib) RS S(xib) RS **Two Steps**
L R L L R R L RL R LR **(Basic Slips)**
&1 &2 & 3 & 4 5 &6 7 &8

Dbl Dbl/SL Tch Dbl Dbl/SL Tch Dbl Dbl/SL Tch Dbl Dbl/SL Tch **Canadian #1's**
L R L R R L R L L R L R R L R L (Turn 1/2 L)
&a 1e & 2 &a 3e & 4 &a 5e & 6 &a 7e & 8

PART C(cont.)

DS		R(xif)	S	R(os)	S	S(xib)/SL		RS	S(ib)/SL		RS	S(ib)/SL				**Billy Goat**
L	R		L	R	L	R		R	LR	L		L	RL	R		R
&1	&		2	&	3	&		4	&5	&		6	&7	&		8

DS	DS	RS	RS	(Turn 1/4 L)			DS	DS	RS	RS	(Turn 1/4 L)					**Fancy Doubles**
L	R	LR	LR				L	R	LR	LR						

BREAK

S(if)	S(ib)	S(if)	S(ib)	S(if)	S(ib)	(Fwd-Left)				DS	RS					**Walk 3/Basic**
L	R	L	R	L	R					L	RL					
1	2	3	4	5	6					&7	&8					

Repeat Walk3/Basic moving Fwd-Right. Opposite footwork.

RAP 2

Same footwork as RAP 1 but do not turn on the S(os) Tch's.
Then REPEAT the HEEL JAM and the SHAKE-IT! to end facing front.

Sequence: Rap 1 - A-B-C - A-B-C - Break - Rap 2 - A - C*-C*-C*-C*

NOTE: C* - Turn 1/4 L on 1st Fancy Double, Then turn 1/2 L on second one.



SHE'S GONE GONE GONE E-Z INT. LINE

Glen Campbell: Universal 45 r.p.m Time: 2:46
Cassingle UVI - 66024

CHOREO: Tandy Barrett - Stone Mt., GA
ANOTHER POSSUM TROT ROUTINE!

Wait 16 Beats

PART A

T-Step

DS	DS	DS	DS	DS	Moving forward	HOP	RS	HOP
L	R	L	R	L		L	RL	L
&1	&2	&3	&4	&5		&6	&7 &	8

White House

DS	KICK(Replace)		BRUSH AROUND(XIB)
R	L	(R)	R

(Turn 1/2 to left) BRUSH SL
R L

Chain Back

DS	RS	RS	RS
R	LR	LR	LR

Repeat PART A - Same footwork - facing back - turn to face front

PART B

Hard Step

BR(BACK)	SL	BR(UP)	SL	DSRS	BR(BACK)	SL
L	R	L	R	L	R	L

BR(UP)	SL	DSRS
R	L	R

Running Triple toe chug (High Horse)

DS	BR(XIF)	SL	BR(OS)	SL	(turn 1/2 to left)
L	R	L	R	L	

BALL	BALL(XIF)	STEP	SLIDE	DS	DS	RS
R	L	R	R	L	R	LR

Repeat PART B - Same footwork - turn to face front

PART C

Syncopated Vine

DS	DS(XIF)	DS	DS(XIB)	DS	DS(XIF)		STEP	ROCK	STEP(XIF)
L	R	L	R	L	R		L	R	L
&1	&2	&3	&4	&5	&5	&	7	&	8

Flea Flicker

DT	DS	DT	DS
R	R	L	L

Stomp Basic Chug

STOMP	DS	RS	SL
R	L		L

Repeat PART C - opposite footwork - moving to right

END - Do a triple toe chug (Highhorse) full turn to left to face front

SEQUENCE - ABC, ABC, ABC, B END

HOW DO

Artist/Record: Mary Chapin Carpenter Columbia 38-68677
Choreo: Mari Uherek, (817) 261-5385
Time: 2:08 (if you're quick)
Sequence: INTRO-A-BREAK1-A-BREAK1-B-BREAK2-A-BREAK3-B-END

SECTION/BEATS	STEP	NAME/INSTRUCTION
INTRO - 24 beats		**Wait 8, left foot lead**
8	DS DT(xif) SL DT(ib) SL BR SL DS B B B B DS +1 + 2 + 3 + 4 +5 + 6 + 7 +8 L R L R L R L R L R L R L	**CROSS SWEEP RUN** (MOVING FWD)
	REPEAT CROSS SWEEP RUN - OPPOSITE FOOTWORK (MOVING BWD)	
PART A - 48 beats		
8	DS DR ST(xif) DS DR ST(xib) DS B H B B H B B H B +1 + 2 +3 + 4 +5 + a 6 + a 7 + a 8 L L R L L R L R L L R L L R L L	**CONVEYOR LOOP & GALLOP** (MOVING LEFT & FWD)
8	REPEAT CONVEYOR LOOP & GALLOP (MOVING RIGHT & BWD)	
8	DS DS DS RS DT(xif) B DT(xib) B DT(xif) B H ST +1 +2 +3 +4 +a 5 +a 6 +a 7 + 8 L R L RL R BOTH R BOTH R BOTH R R	**TRIPLE & PAUL'S STEP** (TURN 180 LEFT ON PAUL'S STEP)
8	REPEAT TRIPLE AND PAUL'S STEP (MOVING FORWARD AND TURN TO FRONT)	
8	DS DS(xif) DS DS(xib) DS DS(xif) DS RS +1 +2 +3 +4 +5 +6 +7 +8 L R L R L R L RL	**VINE** (LEFT)
8	H(twist) BALL ST(xib) DS RS STOMP STOMP STOMP CLAP 1 + 2 +3 +4 5 6 7 8 R R L R LR L R L BOTH	**HEEL TWIST**
BREAK1 - 8 beats		
8	DS(xif) HAND SHAKE STAND DS DS DS DS DS RS +a 1 2 +3 +4 +5 +6 +7 +8 R PAUSE* BOTH R L R L R LR *BEND KNEES	**HAND SHAKE & TRIPLE** (TURN 360 RIGHT ON TRIPLE)
PART B - 48 beats		
8	DS DS DS DS DS H SL H SL H SL +1 +2 +3 +4 +5 + 6 + 7 + 8 L R L R L R L R L R L	**4 DOUBLE STEPS & HILLBILLY** (MOVE FWD 45 TO LEFT
	(SLAP KNEE TOWARD FRONT, BACK, FRONT ON HILLBILLY)	

```
8   DS DS DS RS  TOE LIFT TOE LIFT TOE LIFT TOE LIFT
    +1 +2 +3 +4   +   5    +   6    +   7    +   8
    R  L  R  LR   R   R    R   R    L   L    R   R
```

TRIPLE & FREDDY
(TURN TO RIGHT ON TRIPLE)

(FREDDY IS DONE FACING THE REAR)

```
8   DS DS DS RS  DS H SL H SL H SL
    +1 +2 +3 +4  +5 + 6  + 7  + 8
    R  L  R  RL  L  R L  R L  R L
```

TRIPLE AND HILLBILLY
(TURN RIGHT ON TRIPLE & MOVE 45 TO RIGHT)

(HILLBILLY IS DONE FACING 45 TOWARD RIGHT)

```
8   DS DS DS RS  TOE LIFT TOE LIFT TOE LIFT TOE LIFT
    +1 +2 +3 +4   +   5    +   6    +   7    +   8
    R  L  R  LR   R   R    R   R    L   L    R   R
```

TRIPLE AND FREDDY
(MOVE BWD ON TRIPLE TO CENTER)

(FREDDY IS DONE BACK IN CENTER FACING FRONT)

```
8   DS DS DS RS  DS RS RS RS
    +1 +2 +3 +4  +5 +6 +7 +8
    R  L  R  LR  L  RL RL RL
```

TRIPLE AND PUSH OFF
(TURN 180 LEFT ON PUSH OFF)

```
8   DS DS DS RS  DR ST(xib) DR ST(xib) DR ST(xib) CLAP
    +1 +2 +3 +4  +   5      +   6      +   7      8
    R  L  R  LR  R   L      L   R      R   L      BOTH
```

TRIPLE AND DRAG TURN
(TURN 180 RIGHT ON DRAGS)

BREAK2 - 8 beats

```
8   STOMP DS DS RS RS DS DS RS
      1   +2 +3 +4 +5 +6 +7 +8
      R   L  R  LR LR L  R  LR
```

DUMCUM CADENCE

BREAK3 - 8 beats

HAND JIVE

```
BRUSH HIP(back) BRUSH HIP(back) BRUSH HIP(front) BRUSH HIP(front)   CLAP
    +               a               1                +                2
    R               L               R                L               BOTH

BRUSH HIP(back) BRUSH HIP(back) SLAP CHEEK  SLAP CHEEK  SLAP CHEEK
    +               a               3           +           4
    R               L               R           L          BOTH

BRUSH HIP(front) BRUSH HIP(front) CLAP  SLAP THIGH  SLAP THIGH
    +                a              5       +           6
    R                L             BOTH     R           L

  BALL  BALL  BALL   CLAP   CLAP
    +     a     7      +      8
    R     L     R     BOTH   BOTH
```



END - 8 beats

SAME HAND JIVE AS BREAK3 EXCEPT THE LAST 2 BEATS =

```
BALL  BALL  BALL  JUMPING JACK POSE(hands up & legs spread)
  +     a     7                8
```

GRANDFATHER'S CLOCK

INTRO: WAIT 8 BEATS, START WITH LEFT FOOT, DO 8 TOE/HEELS.
LEVEL: INTERMEDIATE LINE
SEQUENCE: A CHORUS B CHORUS A ENDING

C.L.O.G. TERMINOLOGY



Cued by
MARGE CALLAHAN
Jacksonville, FL
Choreographer

Special Thanks to Scott Wall

TIME: 2:05
BPM: 130

Produced by
RALPH'S RECORDS
Oak Ridge, TN

RR 891103

Beats	Times	Step	
PART A:			
8	(1)	L R L R L&R DS(OTS) DS(XIF) DS(OTS) ROCK(XIB) BO/HEEL(F) &1 &2 &3 & 4 &	
		R L R STOMP DS DSRS 5 &6 &7&8	"TRIPLE ROCK HEEL"
4	(1)	L R R R DS D(UP) D(UP) D(UP) Turn ½ Lt.	"BURTON AROUND"
4	(1)	R L R DS DS DSRS	"TRIPLE"
16	(1)	REPEAT ABOVE 16 BEATS, SAME FOOTWORK.	
32	(2)	L R L R L R DS(OTS) DS(XIF) DS(OTS) DS(XIB) DS(OTS) DS(XIF)	
		L DSRS (Moving left)	"VINE & SHINE"
		R L L L R R RL R DS D(XIF) D(X) DS D(XIF) D(X) RS BR(UP)	
		ON REPEAT START WITH RIGHT FOOT AND MOVE RIGHT.	
CHORUS:			
16	(2)	L R L DS DS DSRS (Angle Lt.)	"TRIPLE SWING"
		R R R R BR(F) BR(B) BR(F) BR(B)	(Straight Leg BRUSH)
		ON REPEAT START WITH RIGHT FOOT AND ANGLE RIGHT.	
8	(1)	L R L R LR LR DSRS DSRS DS DS RS RS	"2 BASICS AND A FANCY"
8	(1)	L R L D(B) BR(XIF) DSRS	"HARD STEP"
PART B:			
8	(1)	L R L R DS(FWD) STEP STEP STEP (Turn 360 Right.)	"WIND THE CLOCK"
		L R L DS DS DSRS (Moving Forward)	"TRIPLE"
8	(1)	R L R DSRSRSRS (PUSH BACK) DSRS DSRS (IN PLACE)	"PUSH BACK & BASIC"
8	(2)	L R L R DS STEP(XIB) DS BR(UP)	"BACK STEP BRUSH"
4	(1)	L L R L DS PIVOT ½ LT. STEP BR(UP)	"KARATE"
4	(1)	L R LR LR DS DS RS RS	"FANCY DOUBLE"
32	(1)	REPEAT ABOVE 32 BEATS, SAME FOOTWORK.	
32	(1)	REPEAT CHORUS.	
64	(1)	REPEAT PART A.	
ENDING:			
8	(2)	L DSRSRSRS (Move Lt.-Rt.)	"PUSH LT. & RT."
8	(1)	L R L R L R L R DS DS DSRS DS DS DS HOP TCH(XIB)	



"To dream anything that you want to dream. That is the beauty of the human mind. To do anything that you want to do. That is the strength of the human will. To trust yourself to test your limits. That is the courage to succeed."

Bernard Edmonds
American Writer