5th ANNUAL

National C.L.O.G. Convention

NOVEMBER 24, 25, 26, 1988



CHARLOTTE CONVENTION CENTER
Charlotte, North Carolina

Sponsored by
C.L.O.G., Inc.
THE NATIONAL CLOGGING
LEADERS ORGANIZATION

FONTANA VILLAGE, N.C.
EASTER WEEKEND

MARCH 23, 24 & 25, 1989
THURSDAY, FRIDAY & SATURDAY

7th ANNUAL

POSSUM HOLLER



FEATURING: POSSUM TROT WORKSHOP TEAM

Jo Ann Gibbs, Dir., Doraville, GA
Joyce England, Norcross, GA
Tandy Barrett, Stone Mountain, GA
Scotty Bilz, Soldiers Creek, FL

THE BEST IN GUEST INSTRUCTORS!

Have your Solos, Duets, and Teams Critiqued by our Staff.
Come Spend Easter with the Possums - But get your Name in the Pot NOW!

REGISTER NOW: (404) 934-1691 Get Your Rooms NOW: 1-800-438-8080

NAME _____

ADDRESS _____

Mail to: Possum Holler, 3452 Summitridge Dr., Doraville, GA 30340

Main Exhibit Floor: 82,000 sq. ft.

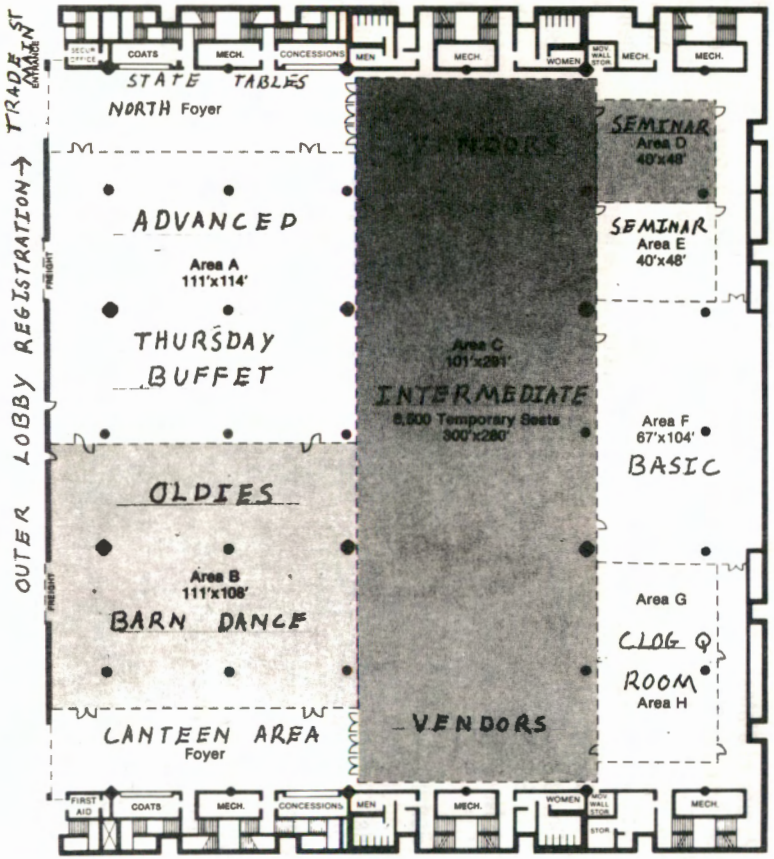

Mezzanine: 4,000 sq. ft.

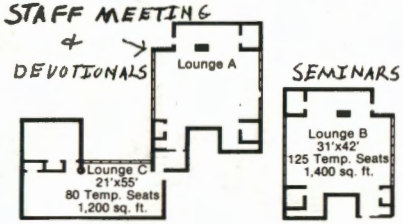





Plaza Level: 52,000 sq. ft.



For more information, call or write:
Charlotte Convention Center, 101 S. College St., Charlotte, NC 28202
(704) 332-5051

C.L.O.G. 1988
EXECUTIVE COMMITTEE

EXECUTIVE DIRECTOR
JoAnn Gibbs
3452 Summitridge Drive
Doraville, Georgia 30340
404-934-1691

State Coordinator & Welcome Dance
Chip Summey
P.O. Box 6534
Asheville, North Carolina 28816
704-252-9988 or 253-0210

Local Coordinator & Exhibitions
Dale Helms
Route #2, Box #172
Stanfield, North Carolina 28163
704-888-2679 or 563-5294

Hospitality & Local Publicity
Ethel Jackson & The Happy Tracks Cloggers
428 Chester Street
Lancaster, South Carolina 29720
803-285-5108

Transportation
Jeff Cloud
Box 387
Lilesville, North Carolina 28091
704-848-8757

National Publicity & Staff Writer
Skip Lemmond
7733 Dalrock Road
Rockwall, Texas 75087
214-475-2032

Parade of States
Mercy Martinez & The Pride of Carolina Cloggers
Route #7, Box #444
Thomasville, North Carolina 27360
919-472-0499

Sound
David Spencer
P.O. Box 10873
Southport, North Carolina 28461
919-457-5628

Ronnie Doggett
7721 Adobe Ridge Road
Mobile, Alabama 36695
205-633-7682

Artistry & Decorations
Becky White
Route #1, Box #403-K
Pinacle, North Carolina 27043
919-368-4175

Vendors
Eddie White
Route #1, Box #403-K
Pinacle, North Carolina 27043
919-368-4175

Program Managers
Jean Stephenson
P.O. Box 146
Catawba, South Carolina 29704
803-328-5838

Elliott Skeen
Route #4, Box #51
Denton, North Carolina 27239
704-869-2672

Reed Davis
4651 North Callee Lianura
Tucson, Arizona 85745
602-621-6703

Registration
Joyce England
6410 Boyett Drive
Norcross, Georgia 30093
404-923-4978

David Phillips
P.O. Box 56571
Atlanta, Georgia 30343
404-925-3842

Helen Suttlemyre &
The Catawba Valley Cloggers
Route #5, Box #266
Conover, North Carolina 28613
704-465-3609

Kick-Off Dancers
Chip Futrell
P.O. Box 565
Denton, North Carolina 27239
704-869-3333

Producer, Stage Manager
Rex Burdette
Route #1, Box #1050
Branson, Missouri 65616
417-338-2262 or 338-8281

Program Coordinator
Tandy Barrett
6439 Memorial Drive
Stone Mountain, Georgia 30083
404-469-3849

Finance
John Douglas
1184 Gunnison Court
Clarkston, Georgia 30021
404-299-2794

Syllabus
Dieter Brown
3001 Hillwood Drive
Lawrenceville, Georgia 30245
404-921-9291

Master Of Ceremonies
''Big John'' Walters
4110 Morningside
Cumming, Georgia 30130
404-889-8069

Official Logo
Rosellen Kerr
P.O. Box 3247
Wichita Falls, Texas 76309
817-723-2508

Syllabus Sales
Jimmie King
7113 Clear Crossing Lane
Charlotte, North Carolina 28212
704-374-4603 or 545-8808

Security
Lynn Helms
Route #2, Box #179-E
Stanfield, North Carolina 28163
704-888-2917

Artistic Directors & Choreographers
Chip Woodall
720 Heard Avenue
Augusta, Georgia 30904
404-736-2698

Tandy Barrett
6439 Memorial Drive
Stone Mountain, Georgia 30083
404-469-3849

C.L.O.G. Sales Booth
Jack & Elly Petty
2361 Three Bars Drive
Snellville, Georgia 30278
404-972-2675

Bob & Anoree Lowery
1838 Englewood Way
Snellville, Georgia 30278
404-972-6326

Jack Knighten &
The Firehouse Cloggers
8033 Ritter Road
Charlotte, North Carolina 28105
704-366-4552

Peggy Masters
Route #1
Asheville, North Carolina 28806
704-684-3926

TABLE OF CONTENTS

PROGRAM
Thursday, November 24 4
Friday, November 25 5
Saturday, November 26 ..... 6 - 7

INSTRUCTOR SCHEDULE
Friday, November 25 8
Saturday, November 26 9

MASTER OF CEREMONY SCHEDULE 10
Credits ..... 11 - 12 - 13

EXHIBITION SCHEDULE 14

LIST OF INSTRUCTORS 15

NIGHT TIME FUN DANCES
Yes - Jeff Driggs 27
Do You Love Me? - Tandy Barrett - Scotty Bilz ..... 28 - 29
Real Good Feel Good Song - Marge Callahan ..... 30 - 31

BASIC CUE SHEETS
Chain Smokin' - Mercy Martinez 35
Gonna Take A Lot Of River - Tandy Barrett 36
Appalachia Got To Have You Feelin' in my Bones - Chip Summey 37
Jesus Showed Me So - Reed Davis ..... 38 - 39
Too Much Is Not Enough - Charlie Burns 41
Satisfy You - Kevin Sellew ..... 42 - 43
I Don't Need None of That - Carole Hall ..... 44 - 45
Working Man's Blues - Chris Rawls 47
A Mighty Big Broom - Jan Bohley ..... 48 - 49
One Step Forward - Allen Zion 50
Shake Your Groove Thing - Big John & Shirley Walters 51
Yackety Sax - Jody Kersey 52
A Little Bit In Love - Shannon Lowery 53
Untold Stories (Mixer) - Eddie, Becky, Monika, Dee White 54
Tear Stained Letter - Carole Hall 55
Button Off My Shirt - Rickey Joe 56
The Wonderer - Eddie White & Family 57
My Baby Left Me - Marilyn Hansen ..... 58 - 59
Bad Moon On The Rise - Steve Smith 60

INTERMEDIATE CUE SHEETS
Pink Cadillac - Chip Summey ..... 64 - 65
Music Street - Chip Futrell ..... 66 - 67
Another Part Of Me - Tandy Barrett, Scotty Bilz ..... 68 - 69
Love Will Save The Day - Simone Nichols ..... 70 - 71
John Henry - Jeff Driggs 72
Simply Irresistible - Chip Woodall 73
High School Confidential - Chris Rawls 75
Everybody's Sweetheart - Allen Zion ..... 76 - 77
Locomotion - Tandy Barrett ..... 78 - 79
Satisfy You - Charlie Burns ..... 80 - 81
Naughty Girls Need Love - Sherry Glass ..... 82 - 83
Don't Be Cruel - Judy Waymouth ..... 84 - 85 - 86
Never Gonna Give You Up - Jeff Parrott 88
Intermediate Steps - Burton Edwards ..... 89 - 90 - 91 - 92
Love In The First Degree - Allen Zion 94
Cross My Broken Heart - Lynne Goode 95
Twist - Tandy Barrett, Scotty Bilz ..... 96 - 97
Sano Scat - Jeff Parrott 98

ADVANCED CUE SHEETS
That's Rock 'n Roll - Chip Summey 101
Advanced Step Workshop - Brent Montgomery ..... 102 - 103
Coming To America - Matt Pearson ..... 106 - 107
Hellbent Heaven - Missy Pearson ..... 108 - 109
Advanced Buck Steps - Shawn Douglas 110
Advanced Steps - Sonja Shepard - Vaughn ..... 112 - 113
Roll With It - Jeff Driggs 114
Oh Yeah - Chip Futrell ..... 116 - 117 - 118
New Sensation - Chip Woodall 119
You Dropped a Bomb on Me - Lynne Goode 121
Advanced Step Dancing - Judy Waymouth ..... 122 - 123
Get It - Brent Montgomery 124
Streets of Bakersfield - Burton Edwards 125
Advanced Steps - Ginger Petty 126
Louie, Louie - Pat Skinner Boshe 128
Train of Love - Steve Smith 129
I Should Be So Lucky - Rickey Joe 130
Get Outta My Dreams, Get Into My Car - Judy Waymouth ..... 131 - 132 - 133
Button Off My Shirt - Dale Helms 134

OLDIES CUE SHEETS
Down The Road/Mountain Pass - Jeff Driggs 137
Bit By Bit - Chip Futrell ..... 138 - 139
High Horse - Steve Smith 140
Mountain Music - Joyce England 141
Jump (For Your Love) - Tandy Barrett ..... 142 - 143
Funkytown - Chip Woodall ..... 144 - 145
Wipeout - Scotty Bilz ..... 146 - 147
Shakin' - Charlie Burns 148
Tell Mama - David Spencer 149
Beginner Buck - Burton Edwards ..... 150 - 151 - 152
Bop - Simone Nichols 153

CLOG CUE SHEETS
Nonesuch Luck - Jeff Parrott 157
Fox On The Run - Jeff Driggs 158
Down By The Riverside - Lynne Goode 159
Shortenin' Bread - Scotty Bilz 160
Texas Boy - Allen Zion 161
Hickory Flat Express - Elliott Skeen 162
Rueben - Burton Edwards 163
Lost Indian - Kevin Sellew ..... 164 - 165
Blackberry Blossom - Simone Nichols 166
Monroe's Hornpipe - Jeff Parrott 168
Jambalaya - Chip Summey 169
Salty Dog - Kevin Sellew ..... 170 - 171
No Steel Guitar Rag - Steve Smith 172
Wreck Of The Old 97 - Matt & Missy Pearson 173
Soldier's Joy - Marge Callahan 175
Bonanza - Charlie Burns 176

WELCOME TO THE 1988 C.L.O.G. NATIONAL CONVENTION

PROGRAM

Thursday, November 24, 1988

10:00 A.M. to 5:00 P.M. **Registration** — Radisson Hotel
Pick up your Ribbons at Registration only. C.L.O.G. Booth & Hospitality Booth same area

FIRST Get your Syllabus and Shirts at C.L.O.G. Booth **O N L Y**

Check out our "Limited Edition" - "Special Edition" - "Carolina Edition" Fashion Sweats! Plus.... our "New Image" Boxer Shorts

Be the first to pick up your Convention Jackets — only limited numbers are available! Get yours in time to wear in the Parade!

PARADE: Don't miss this chance to be seen in the CBS delayed TV broadcast of Carolina's Carousel Thanksgiving Day Parade. You can see yourselves on the 4 - 6 P.M. CBS Telecast. Our float is sponsored by **Lebos Western Wear** here in Charlotte. (Be sure to see the ad for these wonderful folks on the inside of the back cover and don't miss their booth at the convention! Then take time to go by their stores to take home some of the most attractive merchandise East of the Rockies!

Important! You will need to follow Jean's directions **exactly!** There are certain rules we MUST follow so as to make Lebos and the Carousel proud of us! Jean will meet with those of you participating at 11:00 A.M. in the Mall Lobby of the Mariott Hotel. **BE THERE** for directions to line up area and to get your assigned order number in the Parade! Let's have a good turnout and let the millions of TV viewers know how proud we are of bringing this international gathering back to its roots in the Carolinas!

REMEMBER: you **MUST** follow Jean's instructions and directions in order to participate! Sorry, no one under age of 10 may march in the parade! (Carousel Parade Rule)

12:00 NOON C.L.O.G. Parade Marshall, Jean Stephenson — line up in the assembly area around North Tryon and 11th Streets. You **Must** all be in **some** costume and must precede the float. Hopefully, most of you will have club or state banners - be colorful!

LUNCH RADISSON CAFE will be open for lunch. Reminder - registration and C.L.O.G. booth will remain at the Radisson till 5:00 P.M. Thursday. It will then be located inside the Trade and College Street entrance ONLY! C.L.O.G. & Hospitality booths will be in same location. Get your syllabus and shirts there, also directions. (The college and 4th Street entrance will be CLOSED throughout the convention.)

6:00-8:00 P.M. Thanksgiving Buffet especially catered for us in Hall A of the CONVENTION CENTER by Betty McCarroll - (Down home cookin'). Cash basis - 9.95 adults, 5.95 6-12, under 5 free. No Tax - No Gratuity. Let's start our 5th birthday bash off with a BANG!

8:00 P.M. Hall C Convention Center
5th Birthday Welcome Dance, hosted by Chip Summey. Open to Public and Free of charge. I hear tell our birthday cake is going to be "bigger than Texas"!!

10:00 P.M. Staff Meeting - VIP Lounge A - Convention Center (Mezzanine level)

PROGRAM

Friday, November 25, 1988

8:00 A.M. Devotional VIP Lounge A - Convention Center.

Admittance to ALL activities is by RIBBON ONLY.

Registration & C.L.O.G. booth open inside Trade & College Street entrance ONLY. (College & 4th Street entrance will be closed). Overstreet walkway entrance may not be open due to rehearsals on Plaza level.

NOTE: All rehearsals are "closed"; meaning open to cast and crew ONLY. (Sorry, moms & pops, no peeking - we want you to see us at our best!)

Directors of teams performing in Friday night exhibitions: Check in at hospitality Desk. There will be a meeting of those directors at 3:00 P.M. in VIP Lounge B on Mezzanine level.

Visit our vendors in both ends of the Intermediate Hall: Hall C.

There will be no lunch break either day - but the overstreet mall food shops, the Canteen area in the South Foyer of convention center and both hotels will serve quick lunches.

9:00 A.M. to 4:45 P.M. Workshops & Seminars
See instructors schedule & map of building for location.
Note: The Barn Dance at 1:00 P.M. in the "oldies hall" B. Good old-fashioned calling - No walk-throughs - just DANCE.

Be sure to visit the Clog-Q-Room - G-H, featuring the exclusive Clog-Q-Material and artists for Clog-Q label

5:00-7:00 P.M. Supper Break

7:15 P.M. to 7:30 P.M. Plaza Level will open for **exhibitions.**
Again we ask your patience while the cast and crew is in closed rehearsals from 5:00-7:15. You **know** the Saturday night show will be worth a little extra wait!

Overstreet walkway **will** be open but you MUST have a **ticket** or a ribbon which can only be purchased at Registration Desk in Trade St. Lobby - which will also be open.

7:30- ? Exhibition teams in performance. Plaza Level of Convention Center. Admission by Ribbon or ticket ONLY.

8:30- ? "Carnival Time" - Step right up folks for fun and games hosted by Skip Lemmond and crew, our staff and instructors in Hall C of Convention Center - visit the C.L.O.G. Midway, try your luck at all sorts of strange and wonderful games of skill and chance. Have your fortune told by "Madame Mystic the Magnificent", go home with plush "parrotts" from Jeff Parrott's booth, cuddly "frogs" from Matt and Missy Pearsons Kloghoppers booth etc. By now you have the idea - right?

NOTE: Purchase your game tickets at Carnival Ticket Booth for 25 cents each. (No cash accepted at game booths)

Also enjoy dancing by request, mountain style called by your favorites - Bill, Garland, Jeff, Steve, Elliott, good times with Marge Callahan, Tandy, Scotty, etc. "Let the good times roll"! Pick up your state sign to decorate for Saturday's Parade of States - Trophy to go to best decorated sign!

PROGRAM

Saturday, November 26, 1988

8:00 A.M. Devotional VIP Lounge A Convention Center.

C.L.O.G. & Registration Booths open -Trade Street entrance of Convention Center. STOP at membership booth and check your address and status.

9:00 A.M. to 4:45 P.M. Workshops and Seminars. See instructor schedule and building layout for location. Visit the NCHC folks in Hall E. Don't forget our vendors in both ends of Intermediate Hall C.

Note - the Barn Dance at 11:00 A.M. in "Oldies Hall" B - no walk-throughs - just old fashioned calling and dancing. Also the canteen in South Foyer for refreshments & lunch. Check out the Clog-Q room - GH. Be sure to visit the State & Regional organization tables in the North Foyer - sign up and support yours.

4:45 to 7:00 P.M. Supper Break

Line up in Hall A for Parade of States. Be sure you bring your state signs and congregate under the corresponding sign of your state, posted on the walls and posts inside the hall. The Trade Street entrance will be the only point of access! Overstreet walkway closed!

SPECIAL NOTE: Everyone is eligible to be counted as a participant in the Parade - however, ALL persons entering the building MUST wear their ribbon or present a ticket.

★★★★ NO ONE WILL BE ALLOWED ACCESS TO THE PLAZA LEVEL UNTIL **AFTER** THE PARADE OF STATES (as cast and crew may still be in rehearsal) **NOR** will you be allowed to congregate in the foyer or lobby areas **during** the Parade of States. If you do not wish to be in the parade you will be required to proceed on into Hall C and take a seat **during** the parade!

7:30 to 8:00 P.M. 1988 C.L.O.G. Parade of States and International Countries - Hall C.
Hosted by Mercy Martinez and the Pride of Carolina Cloggers.
Official greeting - Presentation of State Trophy by last year's winner - Texas. Person carrying winning state's banner will come to the state to accept the 1988 trophy. Presentation of North Carolina Clogging Council Trophy for largest **North Carolina group** in Parade. Group to select its own representative to accept trophy. Presentation of award for best decorated state sign - carrier to receive trophy. Presentation of Clog-Q awards for 2 most sold records.

NOTE: Parade **continues** into Foyers and up escalators to Plaza Level —

(Remember all foyers and lobbies must remain clear to accommodate parade participants —)

★★★★ Our best advice is to get **IN** the parade - as **participants** will obtain earliest access to the Plaza Level.

Approximately 8:00 P.M. PLAZA LEVEL
Introduction of Executive Committee and Instructors:
Invocation —
1988 Convention Spectacular - produced by JoAnn Gibbs —
"Nothing Could be Finer than to Clog in Carolina"
Directed and staged by Rex Burdette

Featuring: The "Nothing Could Be Finer" cast, composed of dancers from Happy Tracks, Catawba Valley, Pride of Carolina, Hickory Flat, Dixie Dew, Firehouse, Leather & Lace, Sugarfoot, Magnum, Magic Motion —
Representing the State of North Carolina. Choreographed, directed, and produced by Dale Helms, Brandy Gregory and Chip Summey, assisted by members of the cast and crew.

PROGRAM

Saturday, November 26, 1988 (continued)

"FAME" — Choreographed, directed and staged by Tandy Barrett and Chip Woodall, assisted by the cast and crew. Featuring: dancers from all over the United States and students of the following directors: Jay Ledford - NC; Sherry Glass — TN; Dale Helms - NC; Chip Summey - NC; Jean Stephenson - SC; Brandy Gregory, SC; Tootie Coker - GA; Tasha Walker - Maine; Debian Woods - Mississippi; Shannon Lowery, GA; Rene LaBrie, FL; and featuring vocals by our own Jeff Driggs and Sue Keller.

SPECIAL FEATURED PERFORMANCE

THE BRANSON BROTHERS
Sponsored and presented by SILVER DOLLAR CITY, BRANSON, MO
This dynamic quartet, accompanied by their own band, comes to you from the stage of the 4,000 seat Echo Hollow Amphitheatre of Silver Dollar City Park, where they have thrilled thousands of guests all summer with their high energy, multi-talented performances. Their tenor, Jimmy Ponder, hails from Fayetteville, North Carolina (welcome home, Jimmy); lead singer Terry Kaufman is from Columbus, Ohio; baritone Rick Beard was born in Wichita, Kansas; and bass Dan Britton is the holder of the Guinness Book of World Records title for performing the lowest vocal note on record! (You've got to hear it to believe it folks!) The excitement this group generates at each performance can only be EXPERIENCED, not described. Through the cooperation of Silver Dollar City and the Branson Brothers themselves, we are thrilled and honored to present you with this unforgettable EXPERIENCE!

(Don't take my word for it folks; just ask Jean Stephenson, Peggy Masters, Boo Ruch or any of the Judges for last year's competition. Did I hear somebody mention goosebumps?)

APPROXIMATELY 10:00 to 11:00 P.M. — After Show Dance in Main Hall C
Requests, mountain calling, oldies and fun with our instructors.

APPROXIMATELY 11:00 P.M. Till ? — After Party - Radisson Hotel Ballroom
Featuring live on-stage for your dancing and listening pleasure — **THE MOODY BROTHERS BAND** — performers of such clogging hits as "Golden Slippers", "Melody Hoedown", "Arkansas Traveler", and the Emmy nominated hit — "Cotton Eyed Joe." Can you really believe this folks? These nationally-recognized top recording artists are from right here in Charlotte and are anxious to help put the finishing touches on this, our **5th Birthday Bash.**

NOTE: There will be a charge of $2.00 per person — children 5 and under - Free.

The hotel will serve a cash food and beverage bar featuring late-night goodies - Pizza, Bar-B-Q, snacks, sandwiches, etc. and plenty of drinks.

The Ballroom will feature a "huge dance floor" furnished by the Convention Center.

I have received some very reliable reports that you can expect an appearance by our very own "Chip 'N Dales" at this party - perhaps as many as 25 of them!!!

Well, you may ask, what's left?

NEXT YEAR, of course!

and.... your memories of yet another unforgettable convention!

THANKS FOR COMING —

JoAnn, the C.L.O.G. staff and instructors, and our hundreds of local and national volunteers.

Thanksgiving Devotion: 8:00 a.m.
VIP Lounge A

FRIDAY, NOVEMBER 25, 1988

SCHEDULE OF EVENTS

	BASIC HALL F	INTERMEDIATE HALL C	ADVANCED HALL A	OLDIES HALL B	SEMINAR HALL D	SEMINAR HALL E	CLOG CUE ROOM ROOM G-H	VIP LOUNGE B MEZZANINE LEVEL	
9:00 TO 9:45	CHAIN SMOKIN MERCY MARTINEZ ADULTS	MUSIC STREET CHIP FUTRELL	BUTTON OFF MY SHIRT DALE HELMS ADULTS		"DOUBLE DOUBLES" BRENT MONTGOMERY	CLOGGING FROM SCRATCH	SALTY DOG TURNING KEVIN SALLEW	STRESS MANAGEMENT JOSEPH KONCLINE	9:00 TO 9:45
10:00 TO 10:45	GONNA TAKE A LOT OF RIVER SCOTTY BILZ-TANDY BARRETT ADULTS	EVERYBODY'S SWEETHEART ALLEN ZION	NEW SENSATION CHIP WOODALL	JUMP CHIP FUTRELL	SUPER ADVANCED STEPS JEFF PARROTT	BIG JOHN WALTERS	NO STEELE GUITAR STEVE SMITH	KEEPING CLASSES FULL CHRIS RAWLS	10:00 TO 10:45
11:00 TO 11:45	A LITTLE BIT IN LOVE SHANNON LOWERY	STEPS BURTON EDWARDS	COMING TO AMERICA MATT PEARSON	TELL MAMA ALLEN ZION	FREESTYLE SEMINARS FOR COMPETITORS BRENT MONTGOMERY SCOTTY BILZ JEFF PARROTT SHERRY GLASS SONJA VAUGHN	INTRODUCTION TO WORKSHOP CUING STEVE SMITH	FOX ON THE RUN JEFF DRIGGS	SHOW/NOVELTY CHOREOGRAPHY	11:00 TO 11:45
12:00 TO 12:45	JESUS SHOWED ME REED DAVIS ADULTS	DON'T BE CRUEL "INTRO TO STEP DANCE" JUDY WEYMOUTH	THAT'S ROCK & ROLL CHIP SUMMEY	BOP SIMONE NICHOLS		HOW TO TEACH BEGINNERS CHARLIE BURNS	WRECK OF THE OLD 97 MATT & MISSY PEARSON	BOO RUCH	12:00 TO 12:45
1:00 TO 1:45	I DON'T NEED OF THAT CAROLE HALL	NEVER GONNA GIVE YOU UP JEFF PARROTT	ROLL WITH IT JEFF DRIGGS	"BARN DANCE" BILL NICHOLS ELLIOTT SKEEN GARLAND STEELE	ADVANCED STEP DANCE	TEAM STYLE & POLISH	JAMBALAYA CHIP SUMMEY	EDITORS WORKSHOP	1:00 TO 1:45
2:00 TO 2:45	TOO MUCH CHARLIE BURNS	ANOTHER PART OF ME SCOTTY BILZ-TANDY BARRETT	STEPS SHAWN DOUGLAS	HIGH HORSE STEVE SMITH	JUDY WEYMOUTH	Donna & Chip Woodall	TEXAS BOY ALLEN ZION	FOREMAN HEARD KAY DAVIS DARLYNE MORALES	2:00 TO 2:45
3:00 TO 3:45	WORKIN MAN BLUES CHRIS RAWLS	LOVE WILL SAVE THE DAY SIMONE NICHOLS	HELL BENT HEAVEN MISSY PEARSON	FUNKY TOWN CHIP WOODALL	TEAM CHOREOGRAPHY	PRACTICE MAKES	SOLDIER'S JOY MARGE CALLAHAN	EXHIBITION TEAM DIRECTORS MEETING	3:00 TO 3:45
4:00 TO 4:45	BIG BROOM JAN BOHLEY	CROSS MY BROKEN HEART LYNN GOODE	LOUIE, LOUIE PAT BOSHE		SHANNON LOWERY	PERFECT DEBIAN WOODS	MONROE'S HORNPIPE JEFF PARROTT		4:00 TO 4:45
	BASIC HALL F	INTERMEDIATE HALL C	ADVANCED HALL A	OLDIES HALL B	SEMINAR HALL D	SEMINAR HALL E	CLOG CUE ROOM ROOM G-H	VIP LOUNGE B MEZZANINE LEVEL	

EVENING DANCE
MARGE CALLAHAN - REAL GOOD, FEEL GOOD

PLEASE REFER TO YOUR SYLLABUS FOR LOCATION OF ROOMS.

Thanksgiving Devotion: 8:00 a.m.
VIP Lounge A

SATURDAY, NOVEMBER 26, 1988

SCHEDULE OF EVENTS

	BASIC HALL F	INTERMEDIATE HALL C	ADVANCED HALL A	OLDIES HALL B	SEMINAR HALL D	N.C.H.C. HALL E	CLOG CUE ROOM ROOM G-H	VIP LOUNGE B MEZZANINE LEVEL	
9:00 TO 9:45	SHAKE YOUR GROOVE THING BIG JOHN WALTERS	HIGH SCHOOL CHRIS RAWLS ADULTS	I SHOULD BE SO LUCKY RICKY JO GORLEY	GOLDEN OLDIE STEPS BURTON EDWARDS	SUPER ADVANCED STEPS ERIC BICE	COUNTRY HOEDOWN BILL NICHOLS GARLAND STEELE	LOST INDIAN KEVIN SALLEW	HOW TO KEEP ADULTS DANCING STEVE SMITH	9:00 TO 9:45
10:00 TO 10:45	ONE STEP FORWARD ALLEN ZION	SIMPLY IRRESISTABLE CHIP WOODALL	STREETS OF BAKERSFIELD BURTON EDWARDS	DOWN THE ROAD JEFF DRIGGS	DUETS CHIP SUMMEY & SHANNON LOWERY	COMPETITON RULES & GUIDELINES BETSY FARLOW-MIRIAM DAWSON	SHORTNI'N BREAD SCOTTY BILZ	PREPARING TEAMS FOR EXHIBITION JEAN STEPHENSON	10:00 TO 10:45
11:00 TO 11:45	INTRODUCTION TO BUCK CHARLIE BURNS	LOCOMOTION SCOTTY BILZ-TANDY BARRETT	TRAIN OF LOVE STEVE SMITH	"BARN DANCE" BILL NICHOLS ELLIOTT SKEEN GARLAND STEELE	CLOGGING FROM	COME TO THE "BARN DANCE" HALL B	BLACK BERRY BLOSSOM SIMONE NICHOLS	WORKING WITH ADULT TEAMS	11:00 TO 11:45
12:00 TO 12:45	MY BABY LEFT ME MARILYN HANSON	PINK CADILLAC CHIP SUMMEY	GET IT JEFF DRIGGS-BRENT MONTGOMERY	BIT BY BIT CHIP FUTRELL	SCRATCH CHRIS RAWLS EDDIE WHITE	SMOOTH MOUNTIAN SQUARE DANCE AUDREY PERRY	BONANZA CHARLIE BURNS	CAROL HALL ALLEN ZION	12:00 TO 12:45
1:00 TO 1:45	YACKETY SAX MARGE CALLAHAN	JOHN HENRY JEFF DRIGGS	OH YEAH CHIP FUTRELL	WIPE OUT SCOTTY BILZ	"DOUBLE DOUBLES" SHERRY GLASS	PRECISION & STEPS ELLIOTT SKEEN	NONESUCH LUCK JEFF PARROTT	STUNTS AND LIFTS FOR SHOW	1:00 TO 1:45
2:00 TO 2:45	UNTOLD STORIES EDDIE WHITE	BAD MOON ON THE RISE STEVE SMITH	STEPS GINGER PETTY	SHAKIN CHARLIE BURNS	SUPER ADVANCED STEPS BURTON EDWARDS	RUNNING SET HOEDOWN GARLAND STEELE	DOWN BY THE RIVERSIDE LYNN GOODE	BOO RUCH	2:00 TO 2:45
3:00 TO 3:45	APPALACHIAN CHIP SUMMEY ADULTS	SATISFY YOU CHARLIE BURNS	YOU DROPPED A BOMB LYNN GOODE	MOUNTAIN MUSIC JOYCE ENGLAND	ADVANCED STEP DANCE	SOUTHERN APPALACHIAN TRADITIONAL BILL NICHOLS	HICKORY FLAT EXPRESS ELLIOTT SKEEN	STATE ASSOCIATIONS JOINT MEETING	3:00 TO 3:45
4:00 TO 4:45	WONDERER EDDIE WHITE DEE WHITE	NAUGHTY GIRLS NEED LOVE SHERRY GLASS	STEPS SONJA VAUGHN		JUDY WEYMOUTH	COME MEET THE N.C.H.C. OFFICERS	REUBIN BURTON EDWARDS		4:00 TO 4:45
	BASIC HALL F	INTERMEDIATE HALL C	ADVANCED HALL A	OLDIES HALL B	SEMINAR HALL D	N.C.H.C. HALL E	CLOG CUE ROOM ROOM G-H	VIP LOUNGE B MEZZANINE LEVEL	

EVENING DANCE
SCOTTY BILZ - TANDY BARRETT - DO YOU LOVE ME?
JEFF DRIGGS - "YES"

PLEASE REFER TO YOUR SYLLABUS FOR LOCATION OF ROOMS.

MASTER OF CEREMONY SCHEDULE
Friday, November 25, 1988

	BASIC Hall F	INTERMEDIATE Hall C	ADVANCED Hall A	GOLDEN OLDIES Hall B
9:00 a.m. to 12:45 p.m.	MERCY MARTINEZ	JOHN DOUGLAS	CHIP SUMMEY	SIMONE NICHOLS
1:00 p.m. to 4:45 p.m.	CAROL HALL	CHIP FUTRELL	SHAWN DOUGLAS	BILL NICHOLS

MASTER OF CEREMONY SCHEDULE
Saturday, November 26, 1988

	BASIC Hall F	INTERMEDIATE Hall C	ADVANCED Hall A	GOLDEN OLDIES Hall B
9:00 a.m. to 12:45 p.m.	MARILYN HANSEN	DALE HELMS	RICKEY JOE	FORMAN HEARD
1:00 p.m. to 4:45 p.m.	DEE WHITE	JOHN WALTERS	ALLEN ZION	DIETER BROWN

CLOG CUE

	FRIDAY	SATURDAY
9:00 a.m. to 12:45 p.m.	KEVIN SELLEW	MATT PEARSON
1:00 p.m. to 4:45 p.m.	ALLEN ZION	MISSY PEARSON

CREDITS

Few of you realize the scope of the sacrifices made by the people who really make this event happen — The hundreds of hours of giving up their own needs to prepare for yours! These volunteers, some of whom are also teaching, along with the dozens of other generous and supportive staff, are *the* reason you will find an unforgettable weekend here in the "QUEEN CITY" of Charlotte. Join me in saying **THANKS** to:

Chip Summey for his "unique" style of enthusiasm, picking out the jackets and "color scheme", dreaming up ALL SORTS of balloon ideas (!!), helping create the Carolina segment, keeping the roads hot running down our stationery, and generally being our greatest source of "entertainment". Only those of you who KNOW Chip can fully appreciate that remark — those of you who DON'T, should "prepare" for the non-stop, hyperactivity of a Mexican Jumping Bean ! So the Welcome Dance is **sure** to be non-stop fun and frolic, cause that's how Chip is! (Besides, the more fun he creates, the more he smiles, — Oh, how we love those dimples!)

To **Dale Helmer** for pulling together the "Nothing Could Be Finer" cast, choreography, music and crew; organizing the exhibitions, chasing down the details, including "Clabberfoot on the Hoof", for the Parade of States, and generally being a willing source of dependable back-up in all facets of this convention. His good humor is also equaled by his pledge to "get the job done"! (Where does North Carolina get all these good looking young bachelors, gals?)

To **Ethel Jackson** for her work on local publicity and the outstanding effort she and Happy Tracks are making to see to it you feel WELCOME here! They'll be in the hospitality booth ready with directions and problem solving help, including lost & found. This is one **SUPER LADY** — You're going to love her as much as we do.

To **Jeff Cloud** for his patience and devotion to your convenience in heading up the airport van service. Thanks to our dedicated drivers, he will see to it you are well cared for. A real "southern gentleman" if ever there was one!

To **Skip Lemmond** ..... well, what can I say? All I know is if you haven't heard from her one way or another this (or last year), you **must** be from outer Mongolia. National publicity is in GOOD HANDS with Skip. She's also helped out securing the vans, using last year's experience to guide us. NOW, "I'm sayin' " you can expect a whopping good time Friday night with Skip and that Texas crew hosting the C.L.O.G. Midway.

To **Mercy Martinez, Frank,** and the **Pride of Carolina Cloggers** for hosting our Parade of States - they're ready & rarin' to go! They've offered to back us up on transportation, or by WHATEVER means we can use them. That's the spirit of these folks in North Carolina.

To **David Spencer** and **Ronnie Doggett** for ONCE AGAIN coming to our rescue on the sound equipment! You'd think they'd have learned better in Mobile! But in true clogger tradition, here they are back making the impossible — possible and fulfilling one of, if not THE most important challenges this convention presents — See what happens when you move to North Carolina, David? We just follow you! Bless you both!

To the whole **Eddie White Family** for pitching in and joyfully assuming responsibility for a MULTITUDE of tasks — Becky, being a talented artist, has spent HOURS on planning and creating our decorations, signs, parade placards, balloon art, stage backdrop, etc., etc., etc.! And ALL of this with a "no problem" attitude and the patience of JOB. Eddie has supplied paper, cardboard and supplies — all of this in addition to handling the vendors, and that alone is no small task! He's prepared all the paper work, platted booth locations, handled all correspondence, and all this while apologizing to ME for taking up MY time!!! These people are just incredible to work with, and Dee and Monica are right in there doing their part to see all is well. How blessed we are to have this caliber of people on our staff!

To **Jean Stephenson** for taking on the organization of our unit in the Carousel Parade — There's NO DOUBT in my mind your lines WILL be straight, that you will "exude" energy or that you WILL have a good time making a good showing for the CBS cameras. No sir, not with this lady as your Parade Marshal. She will also be the first female to work as Program Manager, so she's going to be one busy lady this weekend! Just remember, she responds well to "Yes, Ms. Stephenson," but with an "I love you", you can get by with MURDER! (usually)

To **Elliott Skeen** for also helping out as Program Manager - He'll be in there with his usual North Carolina "Now don't get your drawers in a wad" approach to keeping things running smoothly. This is also Elliott's first year at this position, but knowing him as I do, you can be sure his laid back attitude will be a real asset. Here is another of these truly unique people - one of a kind, that all of us are so fortunate to have in our midst — a style all his own, a "reputation" to go along with it; and yes, gals — he's another good lookin N.C. bachelor!

To **Reed Davis** for agreeing to serve a third "term" at Program Management, and start training some "assistants" which he has certainly earned! Reed and Kay have devoted MUCH to this convention over the years, and Kay will be helping in the Editor's Seminar, though she has retired to teach dance full-time. It is much to our benefit and their credit that we continue to enjoy their friendship and support and all the way from Arizona!

To **Joyce England** for her "bravery in battle" as she serves her 5th year at the registration desk. From one old bag to another — we've been through 12 years of wild and crazy times, but of all the people I owe so much to — YOU got me started; I only wish we'd started 20 years earlier.

To **David Phillips** whose "computer magic" spits out such wonders as your convention schedule, the latest in Registration technique, and then follows through with registration at the door with skill and ease. This is definitely an upwardly mobile young man who devotes his time to NCHC as well as C.L.O.G. Don't know how we ever did without him!

To **Gene and Dorothy Mobley** at Columbia Press for putting up with all our last minute shenanigans. These are THE FINEST people in the printing business!

To **Helen Suttlemyre and the Catawba Valley Cloggers** for manning the registration desks in sufficient numbers to keep our lines as short as possible. You ARE going to know instantly that they are somehow connected with Chip Summey - and you will fall in love with this energetic, enthusiastic bunch, who consider hosting this convention an adventurous challenge — just like any real Tarheel would!

To **Chip Futrell** who has done an outstanding job on our kick-off dance this year — he and Clabberfoot traveled many a mile but the response was great and I think he wants to "head for the hills" for a few days to enjoy the company of his "Carolina cousins".

To **Rex Burdette** who continues to make our Saturday night show a wonder to behold. This year's will be no exception, since "The Branson Brothers" will be presented by Silver Dollar City as part of that star-studded evening. Now, if you think juggling MUSICIAN'S INSTRUMENTS, DANCERS, and props on the SAME stage is a breeze — try it sometime! This year, the logistics are likely to become more of a spectacle than the show itself!

To **Tandy Barrett** and **Chip Woodell** for bringing us another eye-popping production number — this year's is called "Fame" and will no doubt become as "famous" as its creators of their creativity and ingenuity continues to astound us, as does —

To **John Douglas** for continuing to administer our funds and generally ride herd on our welfare. The Douglas family is another example of the quality people who make this concept work. They will be conducting Devotionals Friday and Saturday morning in VIP Lounge A, at 8 A.M. Their spiritual guidance has meant much to us as we scurry around at the frantic pace it takes to keep this thing alive.

To **Deiter Brown** for the usual hectic job of putting together our syllabus. This year's turned into a real nightmare — but with Marianne's help and patience it somehow made it. But "Dietz" will get to relax and enjoy his job of hosting the after-party featuring the "Moody Brothers" at the Radisson Saturday night. No telling what's apt to take place — see Deiter for details!

To **Marriane Doran**, who just seems to do EVERYTHING — work on syllabus, help David with registration, pick up my calls, and who WILL be with us this year at the registration table. She keeps me on the straight and narrow — and believe me — I **need** that!

To **Lynn Helms** and his crew of security people who you will be seeing plenty of this weekend — This is also one of the more demanding jobs we have — but I've got a feeling this guy will handle it! Just be SURE to **wear your ribbons!**

To the **Lowery and Petty Families,** without whom you'd have no T-shirts, jackets, syllabus, OR an executive director! Because, without them, I could not function. They even have become expert T-shirt printers - working day and night to get it all done! Don't fail to express YOUR thanks and show your appreciation by remaining as patient and cheerful as they.

To **Jack Knighton** and the **Firehouse Cloggers** who will be the local hosts of the C.L.O.G. booth this year. They are just super folks and will be such a great help (Where have you been all my life, Jack - Peggy's been hiding you!) But, just the same - thanks to Peggy Masters (Jack's sister) for being here to also host the C.L.O.G. booth (and keep us all in line) She's a real "wing-dinger" - Miss Peggy is!

To **Jimmie King** for working on Syllabus sales and **Jack Knighton** also giving it that extra effort!

To **Big John & Shirley Walters** for just continuing to be there when we need them — he'll be MC'ing for us again — and you will love it as usual.

To **Rosellen Kerr** for our beautiful Logo this year - Clabberfoot is definitely a winner due to her delightful creation.

To **Lebos Western Wear** for sponsoring our float and unit in the Carousel Parade for CBS. Jerry Levine is the owner and a delightful, caring gentleman. He has really made us feel welcome in Charlotte. Visit the store booth and go out to the Independence Bend store and tell Jerry thanks!

To **Debbie Moser** of Carolina's Carousel for her cooperation regarding our entry.

To the whole NCHC staff for participating again this year.

To **Ralph Pierce and the Clog-Q Instructors** for staffing that room.

But mostly to all our instructors who never let you down — they're here, they're prepared, and they're the tops in their field — we all owe them our thanks, loyalty, and appreciation for making this the only event of its kind, and one that we can all be proud of! Take this opportunity to book these folks in YOUR area, they'd love to come!

To the folks each year who loan us their sound equipment, what a wonderful thing it is to be able to count on people when you need them — and they always come through!

To our year round staff, Carol Hollis, V.P. & Treasurer; Foreman Heard — Editor of Flop Eared Mule, and Louise Barge — our membership chairman; to Skip Lemmond, our western correspondent; and Carol Brown, our Eastern correspondent.

But finally to you dancers whose support continues to make the convention what it is today, and what it will become in years ahead! Your attendance also supports the free teacher training sessions around the country. Make no mistake about it — You **ARE** this convention and that's why it's the success that it is.

Love,

JoAnn, The Board, Staff and Volunteers

EXHIBITION PERFORMANCE

Charlotte Convention Center (Plaza Level)
Friday, November 25, 1988 7:00 p.m. - Until ?

	TEAM	DIRECTOR	CITY/STATE
1.	Happy Tracks	Jean Stephenson	Catawba, S.C.
2.	Limited Edition	Jennifer Ward	Younges Island, S.C.
3.	Maine Attraction	Tasha Walker	Biddeford, Me.
4.	North Country Cloggers	Helene Delzer	Columbia Heights, Mn.
5.	Catawba Valley	Chip Summey	Conover, N.C.
6.	Dixie Land Dolls "Elem".	Shannon Lowery	Snellville, Ga.
7.	Yellow Rose	Charlene Burton	Houston, Tx.
8.	Briar Patch Cloggers	Kathleen Waters	Bloomington, Mn.
9.	Bama Cloggers	Felicia Farmer	Albertville, Al.
10.	Nonesuch Cloggers (Adults)	Jeff Parrott	Nonesuch, Ky .
11.	Dixieland Dolls (Jr.)	Shannon Lowery	Snellville, Ga.
12.	Folding Chair	Denise Cox	Gilroy, Ca.
13.	Low Country Cloggers	Karen Ward	Charleston, S.C.
14.	Cabin Creek Cloggers	Rachel Ferguson	Peachtree City, Ga.
15.	Ever-Mean - Ever Greens	Johnie & Glenn	Lebanon, Tn.
16.	Good Time Cloggers	Marjorie Caldwell	Belmont, N.C.
17.	Atlanta Rising	Sally Dees	Decatur, Ga.
18.	Rhythm Upbeat	Alice Miller	Brownsboro, Al.
19.	Clogging Generation	Dee White	Pinnacle, N.C.
20.	Nonesuch Cloggers	Jeff Parrott	Nonesuch, Ky.
21.	Firehouse Cloggers	Jack Knighten	Charlotte, N.C.
22.	Clogging Express	Tootie Coker	Valdosta, Ga.
23.	Kalico Kids	Debian Woods	Birmingham, Al.
24.	3 in 1 Cloggers	Atticus Sumner	Adria, Mi.
25.	Hickory Flat Hoe-downers	Elliott Skeen	Denton, N.C.
26.	Kingston Railroad	Brendy Silvers	Kingston, Ga.
27.	Rhythm Rockers	Jan Iseminger	Warrensburg, Mo.
28.	Burlington Country Cloggers	Self directed	Madford, N.J.
29.	Cotton Pickin' Cloggers	Carol, Brown & Buhler	Conyers, Ga.
30.	River City Cloggers	Renee LeBree	Jacksonville, Fl.
31.	Tenn. Hoedowners	Terry Glass	Surgionsville, Tn.

LIST OF INSTRUCTORS

Tandy Barrett
6439 Memorial Dr.
St. Mt., GA 30083
(404) 469-3849

Eric Bice
6312 C Bright Ave.
Whittier, CA 90601
(213) 698-3261

Jan Bohley
P.O. Box 1043
Punta Gorda, FL 33951
(813) 639-1001

Scotty Bilz
3778 Kensington Wood Tr.
Decatur, GA 30032
(404) 294-0189

Pat Skinner Boshe
P.O. Box 8262
Springfield, MO 65801

Charlie Burns
112 Rebecca Dr.
Richmond, KY 40475
(606) 527-3495

Marge Callahan
7424 Kivler Dr.
Jacksonville, FL 32210
(904) 771-7987

Reed Davis
4651 N. Callee Lianuro
Tucson, AZ 85745
(602) 621-6730(W)

Shawn Douglas
1184 Gunnison Ct.
Clarkston, GA 30021
(404) 299-2794

Jeff Driggs
2357 Harrison Ave.
St. Albans, W. VA 25877
(304) 727-2111

Burton Edwards
Rt., 1, Box 676
Maggie Valley, N.C. 28751
(704) 926-1288

Chip Futrell
P.O. Box 565
Denton, N.C. 27239
(704) 869-3333

Sherry Glass
Rt. 2
Surgoinsville, TN
(615) 345-2710

Lynne Goode
8317 Ball Camp Pike
Knoxville, TN 37931
(615) 691-7428

Rickey Joe Gurley
Rt. 1
Sweetwater, TN 37874
(615) 337-7672

Carole Hall
Box 355
Gilliam, LA 71029

Marilyn Hanson
P.O. Box 3443
Anaheim, CA 92803
(714) 635-6595

Dale Helms
Rt. 2, Box 172
Stanfield, NC 28163
(704) 888-2679

Shannon Lowery
1838 Englewood Way
Snellville, GA 30278
(404) 972-6326

Mercy Martinez
Rt. 7, Box 444
Thomasville, NC 27360
(919) 472-0499

Brent Montgomery
4967 Dixie Hwy.
Franklin, OH 45005
(513) 424-4499

Bill Nichols
Rt. 3, Box 307-B
Walkalla, SC 29691
(803) 638-6002

Simone Nichols
400 Wilhelm Winter St., #1
Travelers Rest, SC 29690
(803) 834-5078

Jeff Parrott
Rt. 2, Box 178
Versailles, KY 40383
(606) 873-5231

Ginger Petty
2361 Three Bars Dr.
Snellville, GA 30278
(404) 972-2675

Matt Pearson
12312 E. 53rd St.
Kansas City, MO 64133
(816) 358-5283

Missy Pearson
12312 E. 53rd St.
Kansas City, MO 64133
(816) 358-5283

Chris Rawls
12923 S.W. 112 Pl.
Miami, FL 33176
(305) 253-6715

Boo Ruch
8151 Farmington
Germantown, TN 38138
(901) 757-1651

Kevin Sellew
5404 Timberline Ridge
Mobile, AL 36609
(205) 666-2564

Elliott Skeen
Rt. 4, Box 51
Denton, NC 27239
(704) 869-2672

Steve Smith
3363 Iron Works Pike
Georgetown, KY 40324
(502) 863-6667

Garland Steele
Rt. 3, Box 630
St. Albans, W. VA 25877
(304) 727-8719

Jean Stephenson
P.O. Box 146
Catawba, SC 29704
(903) 329-6613

Chip Summey
P.O. Box 6534
Ashville, NC 28816
(704) 253-0210

Sonja Shep Vaughn
3638 Halifax Cir.
Morristown, TN 37813
(615) 586-1064

"Big" John Walters
4470 Orleans Ct.
Dunwoody, GA 30338
(404) 396-6883

Judy Waymouth
RR 4
Ontario, CAN NSA655
(519) 271-5504 or (519) 273-1888

Dee White
Rt. 1, Box 403K
Pinnacle, NC 27043

Eddie White
Rt. 1 Box 403K
Pinnacle, NC 27043
(919) 368-4175

Chip & Donna Woodall
720 Heard Ave.
Augusta, GA 30904
(404) 736-2698

Debian Woods
1608 B. Cripple Creek Dr.
Birmingham, AL 35209
(205) 942-6207

Allen Zion
P.O. Box 8672
Amarillo, TX 79114
(806) 353-2374

Map of Downtown Charlotte

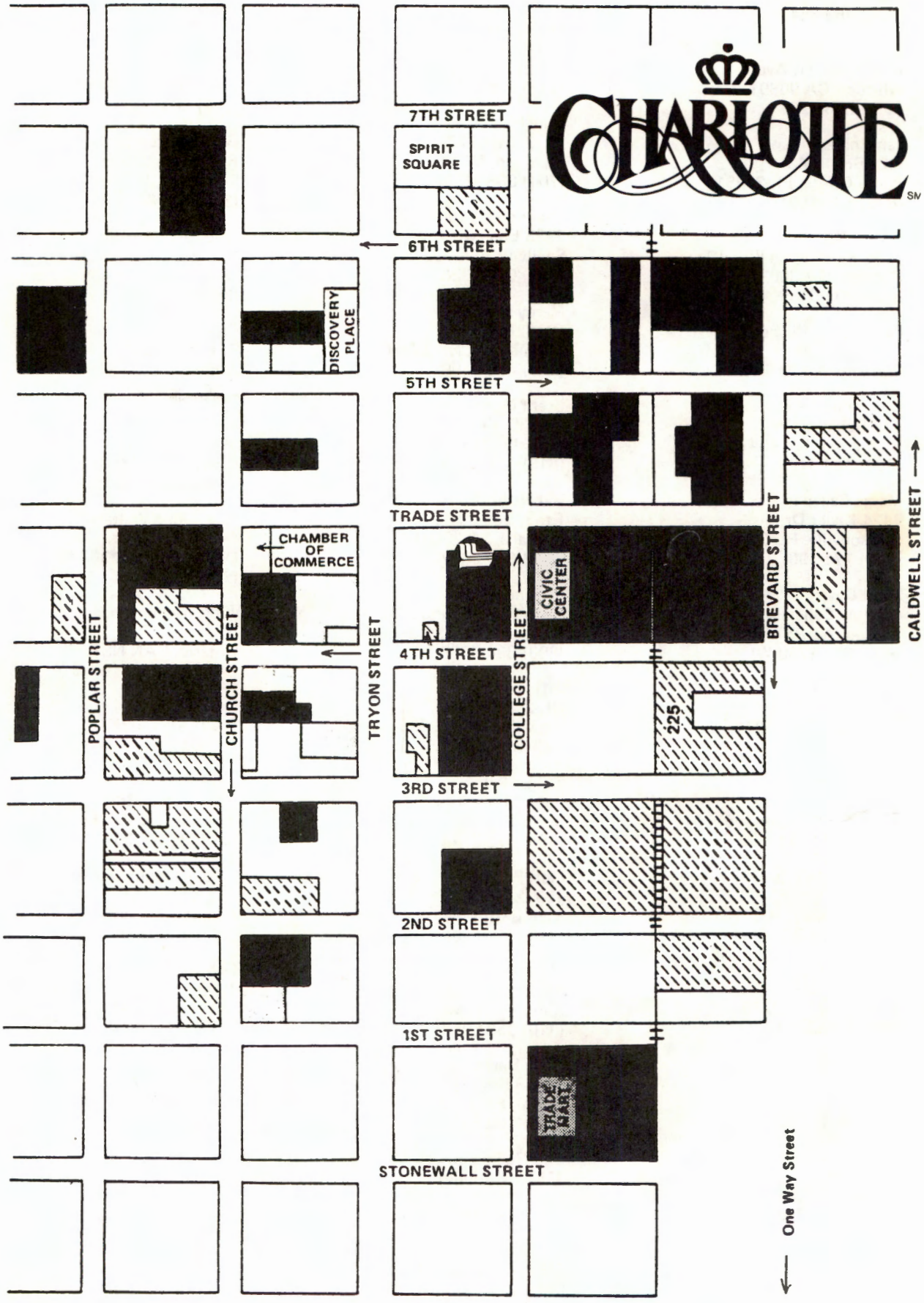

Charlotte Area Map

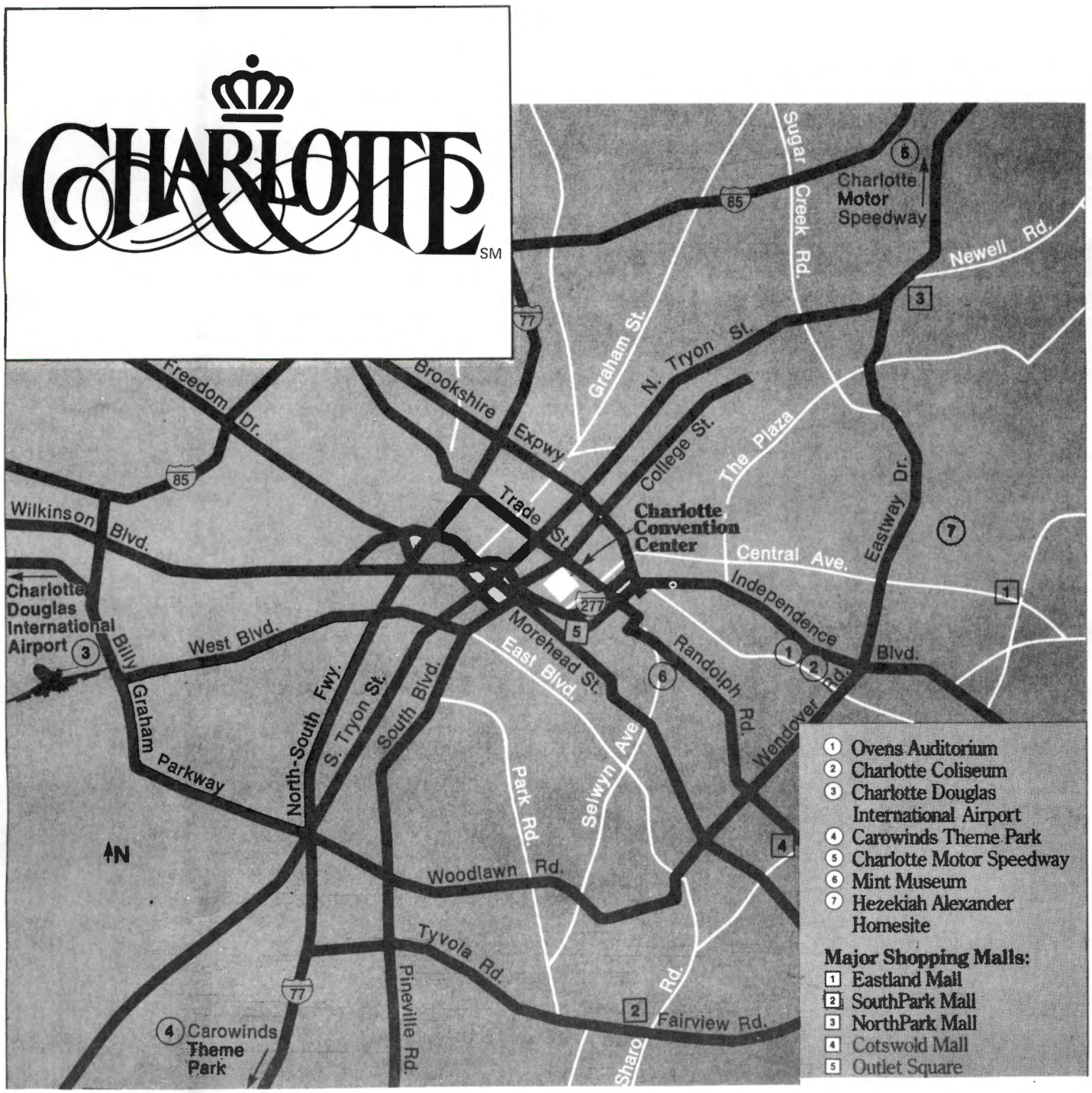

CHARLOTTE

September 8, 1988

Greetings!

As Mayor, I am delighted to welcome the Fifth Annual National Clogging Leaders and Convention to Charlotte. Clogging and its cultural roots keep with the high-spirited traditions valued by the people of Charlotte and the Carolinas.

Charlotte is blessed with a wealth of social, cultural, and recreational opportunities. We hope you are able to enjoy as many as possible during your stay.

Best wishes for a successful convention, and we hope you will visit the Queen City again soon.

Sincerely,

Sue Myrick

SUE MYRICK

ag

Sue Myrick, Mayor
Office of the Mayor 600 East Fourth Street Charlotte, NC 28202-2853 704/336-2244





STATE OF NORTH CAROLINA
OFFICE OF THE GOVERNOR
RALEIGH 27611

JAMES G. MARTIN
GOVERNOR

November 24, 1988

Dear Clogging Enthusiasts:

Welcome to the Queen City and the Fifth Annual National Clogging Leaders Organization and Convention. It is indeed an honor to host this gathering and I hope that you will enjoy North Carolina's brand of Southern hospitality while you are here.

Tar Heels have long enjoyed this unique style of dance and many thousands of our citizens are clogging enthusiasts today. Clogging is not only a great social activity, it is an expression of our pioneer culture and rural beginnings as nation. Its popularity today will make it possible for us to maintain a valuable cultural link with our forefathers.

In Charlotte, you will find a great mixture of the old and new, the past and the present. As one of North Carolina's most modern cities, it is certainly in keeping with the spirit of this old American art practiced by a modern generation of clog performers.

Again, best wishes for a successful convention!

Sincerely,

Jim Martin

James G. Martin

C.L.O.G. MEMBERSHIP APPLICATION

Name_____

Address_____ Home Telephone_____

_____ Zip Code_____ Business Telephone_____

Clogging Team Membership_____ Dancer/Director_____

List membership in clogging associations (area, state, national)

_____

I understand that this membership is for one year and expires one year from this date.

Date:_____ Signature_____

Cut on dotted line and mail to the membership chairman along with your membership fee.

C.L.O.G. is a national organization for clogging instructors, team directors, cuers, and choreographers, but membership is also accepted from other cloggers who are interested in supporting the goals of C.L.O.G. and in receiving the information on clogging which we publish. The FLOP-EARED MULE is the newsletter of C.L.O.G. It is published six times a year. Every issue contains reports on what is being taught around the country and articles of interest to cloggers, such as how to get the most out of your sound equipment, how to manage exhibition groups, and where to find clogging supplies.

Dues for C.L.O.G. are payable upon joining and are renewable yearly on the anniversary date of your application. Contributions (articles, reports, routines) to the FLOP-EARED MULE are considered to be a requirement for membership along with your payment of dues. This provision is to insure that everyone who is eager to benefit from the ideas of others is equally glad to share their own. Upon joining you will receive only the most recent issue of the FEM (We do not furnish back issues), as well as the ensuing issues for as long as your membership remains in force. NOTE: <u>This is a membership fee and is not considered just a subscription to the FEM.</u>

Dues for one year:	United States	Canada	Foreign
With no contributions	$20.00	$25.00	$35.00
With two contributions	$18.00	$23.00	$33.00
With four contributions	$15.00	$20.00	$30.00

Please note that to qualify for the discounted rate, contributions <u>must be mailed along with your dues</u> -- you cannot merely state that you will make contributions during the year. Contributions that you <u>do</u> make during the year are credited toward your dues for the <u>next year</u>.

Make check payable to C.L.O.G. and mail with the top portion of this application to:

Louise Barge, Membership Chairman
4180 Jeri Lynn Court
Tucker, GA 30084

Date:_____ Please date and retain this bottom portion for your records. Membership expires one year from this date. Renewal date is printed on your mailing label. This is the only notification that you will receive.



THE MOODY BROTHERS

P.O. BOX 25371 ▪ CHARLOTTE, NORTH CAROLINA 28229 ▪ (704) 535-7263 ▪ Lamon RECORDS

The Moody Brothers, a country and bluegrass-gospel act from Charlotte, North Carolina, has frequently performed in Europe both as a self-contained act and as a back-up band for George Hamilton IV. They have been touring and making records together for about eight years and reached their pinnacle when the Grammy nomination surprisingly came along in 1985. The Grammy Awards are considered to be the highest honor the music industry has to recognize those involved in recording.

The Moody Brothers' version of the old dance and clogging tune called "Cotton-Eyed Joe" was the flip side of a song called "Long Journey Home". Cotton-Eyed Joe became more popular than the flipside, selling about 20,000 copies so far.

In 1986 The Moody Brothers were International Country Music Award Nominees and in 1987 they were named most popular international trio at the International Country Music Awards in Peterborough, England.

Again this year, Charlotte's Moody Brothers have been named the most popular international trio. There's no telling what lies ahead in the Moody Brothers' career, but one thing's for sure — "Cotton-Eyed Joe" and their Grammy nomination will always hold a special place in the memory of the Moody family.



© photo by FLASH PHOTO

BRANSON BROTHERS

For Bookings:
SR5, Box 1947-10
Branson, MO 65616
Ph: 417-334-0874

sponsored and presented by Silver Dollar City, Branson, MO

For the past several years, the group's activities have included many performances in Nashville, Tennessee, in addition to concert tours throughout the United States. They rapidly gained nationwide attention with their first release, "Lo and Behold," which ascended to No. 53 in the nations Billboard Charts (staying there for 16 weeks), and No. 1 in Canada — no small feat for an independent record label. Branson has some of the greatest song writers in Country Music penning their songs. "Lo and Behold" was written by Don Goodman, Becky Hobbs and Johnny Rodriquez. Their current release on Ramblin Records, "I'm Having a Foggy Mountain Breakdown," was written by Jerry Bruce Haynes.

This quartet is like nobody else! Each performer reflects nothing but first rate talent:

Jimmy Ponder, the group's dynamic tenor, is from Fayetteville, North Carolina. Jimmy has proven his place in Country Music with his powerfully clear voice and his energetic stage performance.

Terry Kaufman, lead singer, is from Columbus, Ohio. He was formerly with the Capitols, whose two releases "Little Ground in Texas" and "Bridge Over Broadway" went top twenty in 1980.

Rick Beard, baritone, was born in Wichita, Kansas. At the age of twenty-one, he began performing with such groups as the Sego Brothers and Naomi, The Telestrals, and the Tennesseeans, who sang back up for Billy Crash Craddock. Rick also played in Las Vegas with Donna Fargo.

Dan Britton, bass, is noted in the Guiness Book of World Records as holding the lowest recorded note in the world. He reached the fourth E below middle C at 20.6 Hz. at the Anoka County Fair in Minnesota on July 31, 1984. This note also is three full notes lower than a standard 88 key piano reaches. Dan still holds that record in 1989. Dan Britton is a professional entertainer and his vocal power as bass singer is a major factor in the Branson Brothers sound.

The Branson Brothers thrilled their audiences in Calgary, Canada during last years Olympic Games. This summer, Silver Dollar City, a theme park in Missouri featured the Branson Brothers in one of the shows presented to their guests in Echo Hollow, their 4,000 seat amphitheatre. They thrilled their audiences and were rewarded with many ovations. If the opportunity arises, be sure and see this power house group, The Branson Brothers.

DAN BRITTON
World's Lowest Vocalist
as stated by the
1988 GUINNESS Book of World Records

The lowest vocal note in the classical repertoire is in Mozart's **Il Seraglio** by Osmin who descends to low D (73.4 Hz). **Dan Britton reached the fourth E below middle C at 20.6 Hz at the Anoka County Fair, Minnesota, on July 31, 1984. At frequencies barely distinguishable to the human ear, this note is three full notes lower than a standard 88 key piano reaches. Britton is a professional entertainer and performs this record nightly.**

Lowest Detectable Sound

The intensity of noise or sound is measured in terms of pressure. The pressure of the quietest sound that can be detected by a person of normal hearing at the most sensitive frequency of c. 2,750 Hz (cycles per second) is 2×10^{-5} pascal. One tenth of the logarithm to this standard provides a unit termed a decible (dBA). A noise of 30 decibels is negligible.

Highest Noise Levels

Prolonged noise above 150 decibels will cause immediate permanent deafness while above 192 dBA a lethal over-pressure shock wave can be formed. Equivalent continuous sound levels (LEQ) above 90 dBA are impermissible in factories, but this compares with 125 emitted by racing cars, 130 (amplified music) and 170 (some toy guns).

Highest Detectable Pitch

The upper limit of hearing by the human ear has been regarded as 20,000 Hz (cycles per sec), although it has been alleged that children with asthma can often detect a sound of 30,000 Hz. Bats emit pulses at up to 90,000 Hz. It was announced in February 1964 that experiments in the USSR had conclusively proved that oscillations as high as 200,000 Hz can be heard if the oscillator is pressed against the skull.

1250 Washington Street
Post Office Box 346
Columbus, Indiana 47201

COLUMBIA PRESS, INC.

Telephone 812-372-4481
317-888-3328
FAX 812-372-4504

Quality Printing (Offset and Letterpress)

COLUMBIA PRESS, INC. CAN PRODUCE YOUR *COMPLETE* GRAPHIC REQUIREMENTS FROM ART AND LAYOUT THROUGH PRODUCTION.

Advertising Promotion Literature • Forms • Catalogs
Publication Inserts • Envelopes • Letterheads • Brochures • Labels
4—Color Process

Gene and Dorothy Mobley

MASTERS IN THE *Art* OF COMMUNICATION

Jackson-Zender Studios
317 639-5124
Indiana's largest commercial art studio, offering concept development, manual and computer art direction, graphic design, illustration and photography, retouching, typesetting, camera-ready art and more.

Dimensional Designs, Inc.
317 781-3400
Indianapolis' second largest designer and builder of trade show exhibits, promotional displays and point-of-purchase units, plus distributor of modular and portable exhibits and coordinator of related marketing and show services.

United Graphic Services
317 639-1603
Art Craft Press
317 639-6810
Indianapolis' fifth largest printing operation, offering high-quality, multi-color, sheet-fed lithography, plus thermographic and silkscreen printing, desktop publishing and complete bindery and finishing.

The Jackson Group
1101 Southeastern Avenue
Indianapolis, IN 46202
FAX: 317 639-6809

Gene and Dorothy Mobley

CUSTOM SCREEN PRINTING

• T-Shirts • Sweatshirts • Specialty Items



1250 Washington Street
Post Office Box 346 • Columbus, Indiana 47201 • 812-372-7677

Gene and Dorothy Mobley

NIGHT TIME FUN

YES!

Intermediate Level FUN DANCE
Record: YES! by Merry Clayton From Soundtrack of Motion Picture "Dirty Dancing"
Choreo: Jeff (DRIGGER) Driggs
2357 Harrison Ave. St. Albans, WV 25177 (304)727-2111
Note: I dedicate this routine to the memory of my Grandma, Thelma Driggs, who passed away May 7, 1988. The fun this dance brings to others I hope is the same joy we were lucky enough to receive from this very special lady. I love you very much Grandma.

WAIT 16 Left Foot Lead

A SLUR PART (16 beats)

```
2  S S(XIB) S KICK     4  S KICK        CLAP HANDS ON EACH KICK
   1 2      3 4           1 2
```

B TOUCH PART (32 BEATS)

```
2  S TCH(XIF)  S TCH(XIF)  S(OTS) S S(OTS) TCH(XIF)
   1 2         3 4         5      6 7      8

2  S S S KICK  MOVING FORWARD     4 TOE S  MOVING BACK
   1 2 3 4                          1   2
```

C HEEL PART (16 BEATS)

```
H TCH H S H TCH H S H S H S H S H S
L L   L L R R   R R L L R R L L R R
1 &   2 & 3 &   4 & 5 & 6 & 7 & 8 &
```

D YES! PART (16 BEATS)

```
4  KICK S      JOG 4 BEATS FORWARD     HOP CLAP HOP CLAP
   1    2                              1   2    3   4
```

E HUGGIN' PART (8 BEATS)

```
Put right hand on left shoulder  left hand on right shoulder  hug twice  bump 3 times
1                                2                            34         567        8
```

Sequence (You're not gonna believe this): A-B-B-C-D-D-C-E-A-B-B-C-D-D-C-E-D(Turn ¼ Right on 2nd HOP)-D(Turn ¼ R)-D(Turn ¼ R)-D(Turn ¼ R)-C-E-DDDD(4 Times AGAIN... Turn ¼ R on each)-B-B-END(1 HOP, LEGS APART ARMS UP)

DO YOU LOVE ME?
E-Z Fun Line - Another E-Z Possum Routine

RECORD: Contours, 45 rpm, Motown Yesteryear, Y-448F, 2:45
CHOREOGRAPHY: Tandy Barrett, Scotty Bilz, Stone Mountain, Georgia

Wait 4 fast drum beats after the talking.

PART A
(Do You Love Me?)

Moving Forward	Heel(Tch F) L	Toe(Tch B) L	DS R	DS L	DS R	RS LR	
	Heel(Tch F) L	Toe(Tch B) L	DS R	DS L	DS R	RS LR	
	Heel(Tch F) L	Toe(Tch B) L	DS R	DS L	DS R	RS LR	
4 Basics	DSRS R	DSRS L	DSRS R	DSRS L	Full-turn right		
Back Conveyers	Drag L	Step R	Step L	Step R	RS LR		
(moving bckwds)	Drag R	Step L	Step R	Step L	RS RL		
	Drag L	Step R	Step L	Step R	RS LR		
Stomps	Stomp L	Stomp R					
Looks . "Watch Me Now"	Look R.	Look L					



PART B
("Work Work")

Pulls to left	Heel L &1	Slur R &	Step R 2	&	Heel L 3	Slur R &	Step R 4
Triple	DS L	DS R	DS L	RS RL			

DO YOU LOVE ME - page 2

Pulls to right	Heel R	Slur L	Step L	Heel R	Slur L	Step L
Triple	DS R	DS L	DS R	RS LR		
2 beat arm push	Hands up	and up				
Fancy Double	DS L	DS R	RS LR	RS LR		
Kicks	Stomp(Clap Clap) L		Stomp(Clap) R			
	Stomp(Clap Clap) L		Stomp(Clap) R			

PART C

Mashed Potatoes	8 beats				
Do the Twist	8 beats				
Walks Fwd.	8 beats				
Walks Back	8 beats (snap fingers)				
Rocking Chairs	DS L	(Kick) (R)	SL L	DSRS R	1/4 turn left

Do 3 more Rocking Chairs

Sequence	ABC	ABBC	A omit 4 Basics B B

REAL GOOD FEEL GOOD SONG Level: INT. (EASY)

RECORD: Capitol B-44158, Mel McDaniel
CHOREO: Marge Callahan, "Silver Dollar Cloggers", Jacksonville, Fl.
INTRO : Wait 16 beats, start with LEFT foot

* *

HEEL BEATS	TIMES	STEP
		(PART A) "TONY"
8	(1)	L DTS, R DT(XIF), L H, R DT(X), L H, R DT(XIF), L H, R DT(X), L H
		R TB, L H, R TB, L H, R BR(UP), L H (TB's done "WINDMILL" style)
4	(1)	R DTS, L DTS, R DTS, L DTS (All moving forward)
4	(1)	L DR & , R STEP 1, R DR & , L STEP 2, L DR & , R STEP 3, R DR(turn ½ Lt. and) & , L STEP 4 (All moving back- - - - - - -)
16	(1)	REPEAT ABOVE 16 BEATS STARTING WITH RT. FOOT, REVERSE TURN DIRECTION
		(CHORUS) "JEANS WAY"
8	(1)	L DTS & 1, R DTS & 2, L STEP(OTS LT.) &, R STEP(OTS RT.) 3, L (PULL LT. TO RT.) &, L STEP 4, R DTS & 5, L DTS & 6, R DTSRS & 7&8
8	(2)	L DTS & 1, R DT(B) &, L H 2, R DTS(Turn ¼ Rt.) & 3, L TH &, R H 4 "SAVANNAH"
16	(1)	REPEAT ABOVE 16 BEATS, SAME FOOTWORK
		(BRIDGE)
4	(1)	L DTSRS, R DTSRS
		(PART B) "BLUES"
16	(2)	L DTS, R DTS, L DTS (All on angle Lt.), R TOE/HEEL(Turn ½ Lt.), L DTS, R DTS, L DTS (All forward), L SLIDE, R STEP(XIF)
16	(2)	L DTSRS, R DTSRS, L DTS, R DTS, L DTSRS (Alternate footwork)
32	(1)	REPEAT CHORUS

* *

* * * \

The Firehouse Cloggers



Appalachian Free Style Cloggers

Over 60 Championships

North Carolina Ambassadors to Germany

Represented Mecklenburg County at World's Fair

3 Times International Champions

4 Times America's Clogging Hall of Fame Champions

Performed With
Mickey Gilley–Johnny Lee
Jerry Clower–George Hamilton IV
Carlton Moody and the Moody Brothers

Hosting Piedmont Competition
June 24, 1989 Monroe, N.C.

For Bookings Contact Jack Knighten
8033 Ritter Drive, Charlotte, North Carolina 28226 (704) 366-4552

BASIC

Simone & Lynne's

Spring Fling '89

A Clogging Workshop!

March 3 & 4, 1989

Simone Nichols
400 Wilhelm Winter Street #1
Travelers Rest, S.C. 29690
(803)834-5078

Lynne Goode
8317 Ball Camp Road
Knoxville, TN 37931
(615)691-7428

GRAND HOTEL™
AND
CONVENTION CENTER

Sevier County (615) 453-1000 • Knoxville (615) 521-7000
In Tennessee 1-800-242-3333 • Nationwide 1-800-251-4444
HWY 441 • 500 N.PARKWAY • PIGEON FORGE, TN

CHAIN SMOKIN' by Mel McDaniel — EASY INTERMEDIATE LINE DANCE
Record: Capitol Records B-44158 (back side of Real Good Feel Good Song
Choreo: Mercy Martinez, Rt. 7 Box 444, Thomasville, NC 27360

Wait 8 beats — Start on left foot.....

I N T R O

```
4        DBLE/UP, DBLE/DOWN              <FLEA FLICKERS - turn 1/4 left
          L   L    L    L                 on each, alternating feet...
```

P A R T "A"

```
1        DBLE BO/BO(XIF), DBLE TCH(S)    <BOUNCE TOUCH - keep a steady
          L   L L          L     L        bounce on right foot while
         DBLE TCH(S), UP                  touching left foot...
           L    L     L

1        DS,DS,DS,RS                     <TRIPLE BASIC - backing up
         L  R  L  RL

4        HEEL/STOMP                      <HEEL STRUT - moving forward,
          R     R                         alternating feet...

1        HEEL, STOMP, DSRS               <HEEL PIVOT - turn 1/2 right
          R      L    R LR                on heel
```

REPEAT PART "A" AGAIN TO END FACING FRONT.....

C H O R U S

```
2        DS,RS,RS,BRUSH UP               <CHAIN BRUSH - moving left &
         L  RL RL   R   R                 right in diagonal direction
                                          & alternating feet..

1        STOMP, DBLE/UP, DSRS            <MOUNTAIN BASIC - turn 1/2
           L      R   R   R LR            left on stomp

1        DS, DS, RS, RS                  <FANCY DOUBLE - cross left over
         L   R   RL  RL                   right on 1st rock step

1        DS, DS, DS, STAMP, SL           <TRIPLE STAMP - turn 1/2 left
         L   R   L     R    L

1        DS, DS, DS, RS                  <TRIPLE BASIC - in place
         R   L   R   LR
(REPEAT "C H O R U S" again.....)
1        DS, DS, ST, ST, HOP, TCH        <HOP TOUCH - hop onto left foot
         L   R   L   R    L    R          while touching right toe in
                                          back....

1        ST, DS, DS, RS                  <STOMP DOUBLE BASIC - pause
         R   L   R   LR                   slightly before stomp
```

B R E A K

```
1        DS, BR X, BR OUT, RS,RS,T/SL    <TOE SLIDE - turn 1/2 right on
         L     R      R     RL RL R R     t/sl...

1        DS, BR X, BR OUT, RS,RS,T/SL    <TOE SLIDE - turn 1/2 right on
                                          t/sl...
2        DS                              <in place
```

ENDING: 2 CHAIN BRUSHES, 1 MT. BASIC, 1 FANCY DBLE, 1 TRIPLE STAMP, 1 TRIPLE, 2 BASICS, 4 DS (turn 1/4 left on each), 4 CHAIN BR.

SEQUENCE: INTRO, A, CHORUS, CHORUS, BREAK, 1/2 OF A, ENDING.....

GONNA TAKE A LOT OF RIVER E-Z INT. LINE

RECORD: Oak Ridge Boys, 45 r.p.m. MCA 53381 Time: 3:00

CHOREO: Tandy Barrett, Scotty Bilz, Stone Mt., GA

ANOTHER POSSUM TROT ROUTINE!

Wait 8 Beats

PART A

2 basics	DS	RS		DS	RS										
	L			R											
TN Mountain	DR	STEP		DR	STEP(XIF)		STEP	SL		STEP	SL				
	R	L		L	R		L	L		R	R				
Fancy Double	DS	DS	RS	RS											
	L	R	LR	LR											
STOMP Basic	STOMP		DS	RS	SL										
Chug	L		R		R										

PART B

Hillbilly	DS	*TCH	SL	*TCH	SL	*TCH	SL	Moving forward - facing							
Turn 1/4 left	L	R	L	R	L	R	L	1/4 left							

* SLAP KNEE

Triple	DS	DS	DS	RS	Moving forward	* remember, you are									
	R	L	R	LR		1/4 left from front									
Triple Hop	DS	DS	DS	*HOP	*Turn 1/4 left										
	L	R	L	L											
Run	DS	BALL	BALL	BALL	BALL	BALL	BALL	Moving forward							
	R	L	R	L	R	L	R								

Repeat PART B - same footwork and turns - You make a box

BRIDGE

Alabama	DS	BRUSH(F)	SL	BR(B)	SL	TCH(BACK)	SL								
	L	R	L	R	L	R	L								
Triple	DS	DS	DS	RS	1/2 turn right										
	R	L	R	LR											

Repeat Alabama and triple - face front

4 Walk-its	DS	DS	DS	DS	Full turn left										
	L	R	R	L											
Stomps	STOMP	STOMP													
	L	R													

ENDING: Do Hillbilly forward - triple - triple hop - cross leg over and bow.

SEQUENCE: A B A B BRIDGE B B END

APPALACHIA GOT TO HAVE YOU FEELIN' IN MY BONES — E-Z Intermediate
By: Dean Dillon — Time: 2:30
Capitol Records B-44179
(On the backside of- The New Never Wore Off My Sweet Baby

Choreo: Chip Summey P.O. Box 6534 Asheville, NC 28816 (704) 2529988

Sequence: Wait 16 beats- A - B - A - C - B - A - Ending

Part A (31 Beats)

Appalachian DTS(L) Drag(L) Step(R) Step(L) Drag(L) Step(R) Step(L) DTS(R) DTS(L) DTS(R) RS(L/R)

Karate Turn DTS(L) Kick(R) Step(R) Kick(L) (turn ½ to back)

Double Basic DTS(L) DTS(R) RS(L/R)

Repeat Appalachian and Karate Turn Back To Face Front

Fancy Double DTS(L) DTS(R) RS(L/R) RS(L/R)

Part B

Clogover Vine DTS(L) DTS(R) DTS(L) DTS(R) DTS(L) DTS(R) DTS(L) RS(R/L)

Heel Pivot Chain DTS(R) Heel(L) Step(R) Heel(L) Step(R) Heel(L) Step(R) (turn ½ to back)

Double Kick Basic DTS(L) Kick(R) DTS(R) RS(L/R)

Repeat Above Back To Face Front

Part C

Mod. Charleston DTS(L) (Heels out)(L/R) (Heels in)(L/R) (Heels out)(L/R) RS(R/L) Brush(R) Slide(L)

Crazy Triple DTS(R) RS(L/R) DTS(L) DTS(R) (turn ¼ to right)

*** Repeat Above in Box to Face Front***

Ending

Appalachian DTS(L) Drag(L) Step(R) Step(L) Drag(L) Step(R) Step(L) DTS(R) DTS(L) DTS(R) RS(L/R)

Triple Kick and Triple DTS(L) DTS(R) DTS(L) Kick(R) DTS(R) DTS(L) DTS(R) RS(L/R)

One Step DTS(L) Slide(Both) (Hands out)

THATS ALLLLLLLLLL !!!!

JESUS SHOWED ME SO (Statler Brothers)

Footwork: Left Foot Lead
Position: Line Dance
Level: Easy Intermediate

Record: Mercury 888 920-7
Choreo: M Bobier/S Allen, Tucson, AZ
Adapted by Reed & Kay Davis, Tucson, AZ

INTRO: 8 Count Wait

SEQUENCE: A, B, C, Bridge, A, B, C, C, Ending

PART A:

(16) 2 Simones

```
DT(back)  H  Br  H  Tch(xif)  H  Tch(xif)  H  Tch(ots)
L         R  L   R  L         R  L         R  L
H  Tch(xif)  H  DS  R/S
R  L         R  L   R L

DT(back)  H  Br  H  Tch(xif)  H  Tch(xif)  H  Tch(ots)
R         L  R   L  R         L  R         L  R
H  Tch(xif)  H  DS  R/S
L  R         L  R   L R
```

(4) 2 Flairs

```
DT(ots)  H  Toe(ots)  Step(xif), Move Left
L        R  L         R

DT(ots)  H  Toe(ots)  Step(xif), Move Left
L        R  L         R
```

(4) 1 Triple

```
DS  DS  DS  R/S
L   R   L   R L
```

(4) 2 Flairs

```
DT(ots)  H  Toe(ots)  Step(xif), Move Right
R        L  R         L
DT(ots)  H  Toe(ots)  Step(xif), Move Right
R        L  R         L
```

(4) 1 Triple

```
DS  DS  DS  R/S
R   L   R   L R
```

PART B:

(8) 1 Brushover Vine

```
DS  Br  H  DS(xif)  T(b)  Step  DS(ots)  DS(xib)  DS
L   R   L  R        L     R     L        R        L
R/S, Move Left
R L
```

(4) 2 Kicks

```
DS  Kick(f)  H; DS  Kick(f)  H
R   L        R;  L  R        L
```

(4) 1 Turning Pushoff

```
DS  R/S  R/S  R/S, 1/2 Right
R   L R  L R  L R
```

(8) 1 Brushover Vine

```
DS  Br  H  DS(xif)  T(b)  Step  DS(ots)  DS(xib)  DS
L   R   L  R        L     R     L        R        L
R/S, Move Left
R L
```

(4) 2 Kicks

```
DS  Kick(f)  H; DS  Kick(f)  H
R   L        R;  L  R        L
```

(4) 1 Turning Pushoff

```
DS  R/S  R/S  R/S, 1/2 Right
R   L R  L R  L R
```

PAGE 2 - JESUS SHOWED ME SO (Statler Brothers)

PART C:	(8)	2 Charlestons	DS T(f) H T H T(b) H, **Shake Hands** L R L R R L R;
			DS T(f) H T H T(b) H, **Shake Hands** L R L R R L R
	(8)	2 Strums	DS Br(xif) H Br(ots) H Br(xif) H L R L R L R L
			DS Br(xif) H Br(ots) H Br(xif) H R L R L R L R
	(8)	2 Pushoffs	DS R/S R/S R/S, **Left;** DS R/S R/S R/S, **Right;** L R L R L R L; R L R L R L R;
	(8)	1 8 Ct-Roundout	DS T(xif) H T(xib) H T(ots) H T(xif) H T(xib) L R R L L R R L L R H T(ots) H T(ots) H R L L R R
BRIDGE:	(4)	1 Vine Brush Spin	DS DS(xib) DS(ots) Br **(Spin 1/2 Left)** H, **face back** L R L R L
	(4)	1 Triple	DS DS DS R/S R L R L R
	(4)	1 Vine Brush Spin	DS DS(xib) DS(ots) Br **(Spin 1/2 Left)** H **face front** L R L R L
	(4)	1 Triple	DS DS DS R/S R L R L R
ENDING:	(8)	1 8 Ct-Roundout	DS T(xif) H T(xib) H T(ots) H T(xif) H T(xib) L R R L L R R L L R H T(ots) H T(ots) H R L L R R
	(3)	1 Double Break	DS DS DS(xif) Break **(Bow head on Break)** L R L R

ABBREVIATIONS:

DT = Double Toe
Br = Brush
Tch = Touch
R/S = Rock Step
(xif) = cross in front
(ots) = out to side
(xib) = cross behind

DS = Double Toe Step
H = Heel Click
T = Toe
Ct = Count
(f) = front
(b) = behind



Welcome to North Carolina



from the Sugarfoot Cloggers

May 26, 27, 28, 1988
NOVI HILTON
Novi, Michigan
Sponsored by
THE MAIN STREET CLOGGERS

Workshops for all levels by these favorite national instructors
Pat (Skinner) Boshe, Missouri • Jeff Driggs, West Virginia
Steve Smith, Kentucky • Sallie Adkins, Ohio • Chip Woodall, Georgia
Garland Steele, West Virginia • John Per Mar III, Florida

* SYLLABUS * T-SHIRTS * DOOR PRIZES * VENDORS *

3RD ANNUAL INTERNATIONAL CLOGGIN' JAMBOREEE 1989

Schedule:

Friday	Dance	7:00 p.m.-11:00 p.m.
Saturday	Workshops	9:00 a.m.- 5:00 p.m.
	Dance/Exhibitions	7:00 p.m.-11:00 p.m.
Sunday	Workshops	9:00 a.m.- 5:00 p.m.
	Dance/Exhibitions	7:00 p.m.-10:00 p.m.+
	"Hawaiian Luau" After-Party	10:30 p.m.-?!
	Poolside	

REGISTER EARLY! If you preregister for the Jamboreee by April 15, 1989, you will receive, at check-in, a coupon good towards $1.00 off a Jamboree syllabus or t-shirt.

Fees: Before April 15 - Dancer $20.00*
Spectator $ 7.50* (U.S. FUNDS ONLY!)
After April 15 - Dancer $25.00
Spectator $10.00
*Must be postmarked by April 15, 1989!
**Above fees are for the entire weekend! NO refunds after 5/1/89.

Location: Novi Hilton
21111 Haggarty Road
I-275 at 8 Mile Road Exit
Novi, Michigan 48050

Reduced rates for 1989!!
Singles/Doubles/Quads $48.00+tax/asses.
Cutoff date: May 11, 1989
Call the Hilton directly at
313-349-4000 MENTION THE JAMBOREEE!
**Make your reservations by 4-15-89 and be eligible to win a $25.00 food and beverage gift certificate!

Make checks payable to: Annual Int'l Cloggin' Jamboreee

Send Registrations to:
Elizabeth VanMeerbeeck
Co-Director, Jamboreee
6927 Kingsbury Street
Dearborn Hts., MI 48127

For more information, call Linda Summers at 313-261-7958, after 5 p.m. ET.

TOO MUCH IS NOT ENOUGH

LEVEL: Easy Intermediate
ARTIST: Bellamy Brothers MCA 52917
CHOREO: Charlie Burns 112 Rebecca Dr. Richmond, Ky. 40475
Wait 24 Beats (606) 527-3495

SEQUENCE: INTRO AB AB AB AB BREAK B B B

INTRO

16 Toe Heel TOE-HEEL (in place)
L L

= "A" = = = = = =

1 Winster DS-DT(xif)-H-DT(x)-H-ST-ST (turn 1/2 right on st-st)
L R H R L R L

1 Triple Moving forward

REPEAT ABOVE TWO STEPS

1 Triple Kick Moving forward

1 Triple Backing up

(turn 360 to right)
1 Winster Turn Around DS-DT(xif)-H-DT(x)-H-ST-ST-ST-ST-DR-SL-DSRS
L R L R L R L R L L L RLR
&1 & 2 & 3 & 4 & 5 & 6 &7&8

= "B" = = = = = =

(move forward and angle to left)
2 Too Much DS-SLIDE-ROCK-STEP-SLIDE-ROCK STEP (repeat right foot angle to right)
L L R L L R L
&1 & 2 & 3 & 4

NOTE: Bend knees on slide with left arm to front and right arm to rear.

1 Bad Step DS-STAMP-RS-STAMP-RS
L R RL R RL
&1 & 2& 3 &4

1 Triple DS-DS-DS-RS (backing up and turning right 360)
R

Repeat part "B"

BREAK - - - - - -

4 Double Kicks DS-KICK (turn 1/4 left on each)

SATISFY YOU — Easy/Intermediate Line Dance

Record: SATISFY YOU by Sweethearts of the Rodeo
Columbia Records 38-07757 2:40 @ 45 RPM (04/1988)

Choreo: Kevin Sellew, Executive Director
T BAR K CLOGGING NETWORK and ROAD SHOW
also Owner of THE T BAR K SHOP
(Dance Shoes and Supplies)
and Publisher for CLOGMOPOLITAN WORLDWIDE·CLOGGING NEWS
5405 Timberline Ridge
Mobile, AL USA 36693-4052
(205) 666-CLOG (2564)

Intro: Wait 16 beats. Start with LEFT FOOT and alternate feet as appropriate for the number of executions of each line of movements. The foot designators and counts shown are for THE FIRST execution.

SEQUENCE: A-B-C-A-B-C-A(omit Double Basic)-BRIDGE-B-C-A-INTERLUDE-C-C-C

****

PART A

2 Basics: D-S-R-S
l l r l
& 1 & 2

1 Double Basic: D-S-D-S-R-S
l l r r l r
& 1 & 2 & 3

PART B

1 Clog-roll-dig: D-S(ots)-D-S(xif)-D-S(ots)-PVT(full turn R)-S-
l l r r l l l r
& 1 & 2 & 3 & 4
D-S(ots)-D-S(xif)-D-S-R-S/DG(ots)
l l r r l l r l r
& 5 & 6 & 7 & 8

1 Clog-roll-dig: (Start w/RIGHT FOOT, PVT a full turn L omit the first D)

1 Slide and a Double: E-D-S-D-S-R-S
r l l r r l r
1 & 2 & 3 & 4

PART C

1 Flange-turn-bend: D-S(xif)/FL(xib)-T(ib)-T(ib)-T(ib)-T(ib)-E
l l r r l r l l
& 1 2 & 3 & 4
(Turn 1/4 RIGHT on &1 and bend down a bit)

1 Triple: D-S-D-S-D-S-R-S (Turn 1/4 RIGHT to face the back)
r r l l r r l r
& 1 & 2 & 3 & 4

PART C, continued

```
 1 Scoot Forward:  D-S-E-R-S-E-R-S (Moving FORWARD)
                   1 1 1 r 1 1 r 1
                   & 1 & 2 & 3 & 4
 1 Triple:  (as above, but turn 1/2 RIGHT to face front)
```

BRIDGE

```
 2 Stomp, Double Steps:  STO-D-S
                           1  r r
                           1  & 2
 1 Stomp and 3 Double Steps:  STO-D-S-D-S-D-S
                                1  r r 1 1 r r
                                1  & 2 & 3 & 4
```

INTERLUDE

```
 2 Hard Steps:  D(b)-H-B-E-D-S-R-S
                1    r 1 r 1 1 r 1
                &    1 & 2 & 3 & 4
 2 Push Offs:  D-S-R-S-R-S-R-S (Moving LEFT, then RIGHT)
               1 1 r 1 r 1 r 1
               & 1 & 2 & 3 & 4
```

NOTE: The terms and abbreviations used in this routine are provided in a CLOGMOPOLITAN WORLDWIDE CLOGGING NEWS feature called CLOGMUNICATION. For more information on subscribing to CLOGMOPOLITAN, write to 5405 Timberline Ridge, Mobile, AL USA 36693-4052 or call (205) 666-CLOG (2564). To order this record, call THE T BAR K SHOP at 1-(800)-999-CLOG (2564).

I DON'T NEED NONE OF THAT — Fast but E-Z

Artist: Ray Stevens
Record: MCA 42172 "I Never Made a Record I Didn't Like" Album
Choreo: Carole Hall, Cotton Country Cloggers, Shreveport, LA
Intro : Wait 16

Part A:
```
DS DS(xif) DS DS(xib) DS DS(xif) DS S(ots) S(xif)
 l  r       l  r       l  r       l r      l

D H DS(ib)  D H DS(ib)
r l  r      l r  l

DS DS R S R S
 r  l r l r l

DS Tch(ots) H Tch(xif) H Tch(ots) H
 r  l       r  l       r  l       r

DS Tch(ots) H Tch(xif) H Tch(ots) H
 l  r       l  r       l  r       l

DS DS R S R S   DS DS R S R S
 r  l r l r l    l  r l r l r
```

Repeat Part A with Right Foot moving right

Part B:
```
DS DS DS Br Sl                          Moving forward
 l  r  l  r  l

DS R S R S R S                          Moving back
 r l r l r l r

DSRS DSRS DSRS DSRS                     Turn 360  left
 lrl  rlr  lrl  rlr
```

Part C:
```
DS DS DS R S
 l  r  l r l
```

Repeat triple 3 more times

```
H T S(ib)  H T S(ib) Sto DS DS R S
l l r      l l r      l   r  l r l
```

Repeat on Right Foot

continued

DS R S R S R S — Moving left
1 r 1 r 1 r 1

DS R S R S R S — Moving right
r 1 r 1 r 1 r

T H T H T H T H
1 1 r r 1 1 r r

Repeat Part A

Repeat Part B

Repeat Part C

Repeat Part A

Repeat 1st ½ of Part A

Repeat Part B *(wait 4 extra beats)

Repeat Part C

Ending: DS DS DSRS DS DS DSRS DS DS DSRS DS DS DSRS
1 r 1rl r 1 rlr 1 r 1rl r 1 rlr

DSRS DSRS DSRS DSRS Turn 360 left
1rl rlr 1rl rlr

DS DS DSRS DS DS DSRS
1 r 1rl r 1 rlr

Perry's Jewelry Emporium

DIAMONDS & ANTIQUE JEWELRY

SouthPark Mall
Charlotte, NC 28211
Phone (704) 364-1391

Treasures Recycled Inc.
Precious Metals
Phone (704) 364-1055

1989

Mid-South Fair

4TH Annual

Clogging Championship

Memphis, Tennessee



SEPTEMBER 22, 23 & 24

Mid-South Fair
Clogging Championship

JO ANN GIBBS
OFFICIAL CONSULTANT

FOR MORE INFORMATION

AND ENTRY FORMS CONTACT:

BOO RUCH, COORDINATOR — (901) 757–1651
VERNA JONES, STAFF CONTACT– (901) 274–8800

OR WRITE TO:

MID–SOUTH FAIR CLOGGING CHAMPIONSHIP
940 EARLY MAXWELL BLVD.
MEMPHIS, TN. 38104

HILTON

SOUND BY HILTON

A SOUND INVESTMENT

- **SOUND SYSTEMS**
- **WIRELESS MICROPHONES**
- **SPEAKERS**
- **MICROPHONES**
- **SPEAKER STANDS**
- **TAPE RECORDERS**

For over thirty years HILTON AUDIO has been designing and building premium sound systems for the most discriminating users. All HILTON equipment is warranted for two years from the date of purchase. Satisfaction guaranteed or your money back if returned within thirty days.



Micro-75B

Thirteen pounds of power, enough sound to cover fifty squares of dancers. Variable speed turntable with strobe light setting. Two microphone inputs with tone and volume control. Phonograph has volume, bass and treble controls. This sound system produces clear, clean quality sound required by callers, cuers and cloggers.



AC-300B

Top of the line, powerful two channel sound system. Has both remote volume and remote record reset controls. Input jacks for two microphones, equalizer and tape recorder. Illuminated vuemeters monitor voice and music output ratio. For that extra large dance both channels may be operated in tandem and connected to as many as eight speakers. Of course HILTON quality throughout.

WRITE OR TELEPHONE FOR COMPLETE INFORMATION PACKAGE

HILTON AUDIO PRODUCTS, INC. 1033-E Shary Circle • Concord, CA 94518
TELEPHONE: (415) 682-8390

WORKING · MAN'S BLUES
2:43

Clogging Line Dance
Easy Intermediate

Record: "Working Man's Blues" by Ricky Van Shelton (Columbia, 38-07311).
Choreo: Chris Rawls, Magic City Cloggers and Cross Trail Kickers.
Begin: Left Foot.
Wait: 12 Beats.

********** Part A **********

```
l  r  l rl                    r  lr lr l  r
DS-DS-DSRS  (Moving Forward)  DS-RS-RS-BR-SL  (Turn 1/2 Right)
```

Repeat above 8 beats.

********** Part B **********

```
l  r  l                              r   r
DS-DS-DS  (Moving Sideways to Left)  TOE-HEEL (XIF and Turn 1/2 Left)

l  r  l                      l   r
DS-DS-DS  (Moving Forward)   SL-STEP (XIF)                "Blues Step"
```

Repeat above 8 beats.

********** Part C **********

```
l  r  l rl r  l  r lr
DS-DS-DSRS-DS-DS-DSRS

l    r        l    r              r & l     r     l
STEP-DS (XIF)-STEP-STEP (Apart)-PULL TOGETHER-SL & KICK    "Workman Step"
```

On 3rd step, feet are apart. Now, slide both feet together, then, slide and kick.

```
l  r  lr lr
DS-DS-RS-RS
```

Sequence :

ABC, ABC, ABC, ABC, ABC, C, Workman Step & Fancy Double

Questions? :

Cross Trail Square Dance Center
4150 S. W. 40 Court
Miami, Florida 33155
(305) 667-8232

LOW INTERMEDIATE
FUN ADULT LEVEL

A MIGHTY BIG BROOM

A MIGHTY BIG BROOM: SAWYER BROWN, CAPITOL RECORDS 2:47 MIN.
CHOREO: JAN BOHLEY, BANJOS, FIDDLES & FEET, PUNTA GORDA, FL.

INTRO: 15 BEATS

TIMES	STEP & DIRECTION	CUED AS:
PART A:		
1	DS DT(XIF) DT(OS) DT(XIF) ROCK(XIF) STEP ROCK STEP(XIF) RS DT(UP)"J" L R R R R L R L RL R "STEP"	
1	DS RS RS RS R LR LR LR	"PUSH OFF" MOVING RIGHT CLAP HANDS ON RS's
1	DS KICK(TURN ½ LEFT) STOMP KICK L R R L	"KARATE KICK"
	REPEAT ALL THE ABOVE TO FACE FORWARD SAME FOOTWORK	
2	DS RS RS RS L RL RL RL	"PUSH OFF" LEFT THAN RIGHT CLAP HANDS ON RS's
CHORUS:		
1	STOMP STOMP L R	
2	DT/HEELS/OUT HEELS/TOG HEELS/OUT HEELS/TOG HEELS/OUT L BOTH BOTH BOTH BOTH BOTH	
	HEEL/TOG SL(CHUG) DS DS DS RS BOTH L R L R LR	"SWEEPER"
1	DT(UP) DS DT(UP) DS L L R R	"FLEA FLICKERS"
1	DS RS DS RS L RL R LR	
1	DT/HEELS/OUT HEEL/TOG HEELS/OUT HEELS/TOG HEELS/OUT L BOTH BOTH BOTH BOTH BOTH	
	HEEL/TOG SL(CHUG) BOTH L	"SWEEPER"
BRIDGE:		
1	DS DS DS RS R L R LR	"TRIPLE"
2	DS DT(F) TCH(B) BR/SL L R R R L	"ALABAMA" ALTERNATE FEET
1	DS DS RS RS L R LR LR	"FANCY DOUBLE"

A MIGHTY BIG BROOM(CONT)

TIMES	STEP & DIRECTION	CUED AS:
REPEAT PART A:		
REPEAT CHORUS:	ADD TRIPLE AT END OF LAST "SWEEPER"	
PART B:		
4	DS STEP(XIB) DS BR/SL L R L R L	"BACK STEP BRUSH"
	DS DS DS RS(TURN ¼ RIGHT) R L R LR	"TRIPLE"
REPEAT CHORUS:	OMIT THE 2 STOMPS AT BEGINNING ADD TRIPLE AT END OF LAST "SWEEPER"	
ENDING:		
1	DT/HEELS/OUT HEELS/TOG HEELS/OUT HEELS/TOG HEELS/OUT L BOTH BOTH BOTH BOTH BOTH	
	HEELS/TOG SL(CHUG) BOTH L	"SWEEPER"
1	DS DS DS RS R L R LR	
2	DS DT(F) TCH(B) BR/SL L R R R L	"ALABAMA" ALTERNATE FEET
1	DS DS STOMP STOMP L R L R	

SEQUENCE: A, CHORUS, BRIDGE, A, CHORUS, B, CHORUS, ENDING

JAN BOHLEY, DIRECTOR
BANJOS, FIDDLES & FEET
P.O. BOX 1043
PUNTA GORDA, FL 33951-1043
(813) 639-1001

ONE STEP FORWARD EASY/INT. LINE

RECORD BY: The Desert Rose Band MCA Records #MCA-53201

Choreo: Allen Zion - Stampede Team, Box 8672 - Amarillo, Tx. 79114 - 806/353-2374

WAIT 32 BEATS OF MUSIC

PART A

HEEL - S/S(IB) - DS - R/S - HEEL - S/S(IB) - DS - R/S	Turkey Step &
L L R L R L R R L R L R	Basic
1 & 2 3 & 4 5 & 6 7 & 8	
DS - SLUR(turn 1/4 left) - DS - R/S - DS - BR/SL - DS - BR/SL	Slur Turn &
L R R L R L R L R L R	2 Brushes
1 2 3 & 4 5 & 6 7 & 8	

*****REPEAT 3 MORE TIMES TO END FACING FRONT*****

PART B

S(forward)/(pull free foot forward) - DS - R/S - S(back)/S(back)	One Step
L R R L R L R	
1 2 3 &4 5 6	
DS - R/S - DS - BR(XIF)/SL - BR(OS)/SL - BR(UP)/SL	Around the World
L R L R L R L R L R	
7 & 8 1 & 2 & 3 & 4	
DS - BR(XIF)/SL - BR(OS)/SL - BR(UP)/SL	Around the World
L R L R L R L	
5 & 6 & 7 & 8	

*****REPEAT USING OPPOSITE FOOTWORK*****

PART C

DS - DS - DS - DS - DS - HOP - R/S - HOP (Moving forward)	T - Step
L R L R L L R L L	
1 2 3 4 5 6 & 7 8	
DS - DS - DS - DS - DS - HOP - R/S - HOP (Moving backward)	T - Step
R L R L R R L R R	
1 2 3 4 5 6 & 7 8	

BREAK

DS - R/S - DS - R/S - DS - R/S - DS - R/S	4 Basics
L R L R L R L R L R L R	in Place

BRIDGE

DS - S(XIB) - DS - BR(turn 1/2 left)/SL - DS - DS - DS - R/S	Vine Turn &
L R L R L R L R L R	Triple
DT(B)/SL - S - DT(B)/SL - S - DT(B)/SL - S - DT(B)/SL - S	4 Back-Up Steps
L R L R L R L R L R L R	

*****REPEAT TO FACE FRONT*****

ENDING

DS - DS - DS - DS - DS - HOP - R/S - HOP (Moving forward) - DS - DS - DS - R/S (back up)	
L R L R L L R L L L R L R L	
1 2 3 4 5 6 & 7 8	

SEQUENCE: A-B-C-A-B-C-C-BRIDGE-1/2A-BREAK-B-B-C-ENDING

SHAKE YOUR GROOVE THING

RECORD BY: PEACHES & HERB MIXER
CHOREO BY: BIG JOHN AND SHIRLEY WALTERS

SEQUENCE: WAIT 4 BEATS ; SEQUENCE REPEATS EVERY 64 BEATS

BEGIN WITH HANDS JOINED, LADIES FACE IN, GENTS FACE OUT, IN A CIRCLE, YOUR PARTNER IS ON YOUR LEFT, START WITH LEFT FOOT

2 TRIPLES	DTS	DTS	DTS	LIFT/SLIDE	DTS	DTS	DTS	R/S
	L	R	L	R/L	R	L	R	L/R
BEATS	1	2	3	& 4	1	2	3	& 4
PUSH L&R	DTS	PU	PU	PU	DTS	PU	PU	PU
	L	R	R	R	R	L	L	L
BEATS	1	2	3	4	1	2	3	4
PIVOT 1/2L	DTS	PU	PU	PU	DTS	DTS	DTS	R/S
& TRIPLE	L	R	R	R	R	L	R	L/R
	1	2	3	4	1	2	3	&4
PIVOT 1/2L	DTS	PU	PU	PU	DTS	DTS	DTS	R/S
& TRIPLE	L	R	R	R	R	L	R	L/R
	1	2	3	4	1	2	3	&4
GET IT &	DTS	B	B	TCH/TCH	S	DTS	DTS	SS
SHORTTIME	L	R	R	R	R	L	R	L/R
BEATS	1	2	3	& 4	1	2	3	&4
YES MAN	DTS	DTS	R/S	TCH	DTS	PU	PU	PU
& PUSH L	L	R	L/R	L	L	R	R	R
BEATS	1	2	&3	4	1	2	3	4
TRIPLE &	DTS	DTS	DTS	R/S	T/H	T/H	T/H	T/H
GRUBWORM TURN	R	L	R	L/R	L	R	L	R
BEATS	1	2	3	& 4	1	2	3	4
DTS &	DTS	DTS	DTS	DTS	TWIST 4 BEATS			
TWIST	L	R	L	R	L	R	L	R
BEATS	1	2	3	4	1	2	3	4

T/H IS TOE/HEEL

- GO THRU SEQUENCE 7 TIMES

- YOU GET A NEW PARTNER (LADY/GENT TO YOUR LEFT) EACH SEQUENCE

Record: "YACKETY SAX"
By: Red Boot; RB-901B
Choreo: Jody Kersey, Coral Country Cloggers, Key Largo, Florida.

Line Dance OLDIE

Beginner Plus or Easy Intermediate
Time: 1:30

Beats	Times	Right Foot	Special Instructions
INTRO	WAIT 4 BEATS		
*BREAK		R LR LR LR	Move Right Then Left
8	2	DTS-RS-RS-RS	*"PUSH OFF"
A			
		R L R LR	Moving Forward
8	2	DTS DTS DTS RS	Both Sets of *"TRIPLES"
		R R	Moving Back
8	8	Toe Heel	Alternating Feet
16 Beat Total			
B			
		R L R L L R L	Do not change footwork
8	2	DTS-TCH T-HEEL-TOE-HEEL-TCH T(IB)-HEEL	*"CHARLESTONS"
		R LR	Turn ¼ right each set
8	4	DTS-RS	of *"SINGLE BASICS"
			Alternating Footwork
			360° Turn
REPEAT A AND B 5 TIMES--SECOND AND FOURTH TIMES ADD:			
		R LR LR LR	The *BREAK after B
8	2	DTS-RS-RS-RS	
ENDING:	AFTER 5 COMPLETE TIMES END WITH		
		&R &L R R &L R	"**SHAVE AND A HAIR CUT
4	1	STEP-DTS-STEP-DRAG-STEP-STEP	TWO BITS"

SEQUENCE: BREAK A-B-A-B-BREAK-A-B-A-B-BREAK-A-B-**"TIME STEP"=**SHAVE AND A HAIR CUT TWO BITS"

** NAMES FOR STEPS FOR CUING PUPOSES ONLY
ABBREVIATIONS:
DTS= DOUBLE TOE STEP
RS= ROCK STEP
IB= IN BACK
TCH= TOUCH
T= TOE

Workshopped by:

Marge Callahan
7224 Kivler Drive
Jacksonville, Fl. 32210
1-904-771-7987

A LITTLE BIT IN LOVE

RECORD BY: PATTY LOVELESS MCA-53333(MC25591) EASY INTERMEDIATE

CHOREO BY: SHANNON LOWERY SNELLVILLE, GA

INTRO: WAIT 16 BTS, START LEFT FOOT
SEQUENCE: STROLL AB ABC AC ABB STROLL

STROLL

STEP	PULL-TOGETHER	STEP	SLUR-UP /	STEP	PULL-TOGETHER	STEP	SLUR-UP
L	R	L	R R	R	L	R	L L

Do the stroll a total of 4x, two moving forward & two moving backward

PART A

PULLEY	DS	KICK	DRAG	STEP	RS /	DS	KICK	DRAG	STEP	RS
	L	R	L	R	LR	L	R	L	R	LR
TWO	DS	RS	DS	RS	(1st turn 1/4 lft; 2nd turn 1/2 rt)					
BASICS	L	RL	R	LR						
CHAIN	DS	RS	RS	RS	(turn left 1 1/4 times/back to front)					
STOMP	L	RL	RL	RL						

REPEAT A WITH OPPOSITE FOOT AND OPPOSITE TURNS/MOVE RIGHT

PART B

	&	1	&	2	&3	&4
HEEL		HEEL-PULL-STEP			DS	RS
PULL		L	R	R	L	RL
KARATE		DS	DBL(b)turn 1/2		STEP	KICK
TURN		R	L		L	R

REPEAT B TURNING 1/2 FRONT ON KARATE TURN

PART C

HORSEY	DS	RS(F)	RS(F)	RS(F)	moving forward										
	L	RL	RL	RL											
TWIST	DS	DS	HEEL-turn-STEP												
	R	L	R	L											
TRIPPLE	DS	DS	DS	RS											
	R	L	R	LR											
2 KICKS	DS	KICK /	DS	KICK											
	L	R	R	L											
T-STEP	DS	DS	DS	DS	DS	HOP	RS	HOP	(moving backwards)						
	L	R	L	R	L	L	RL	L							
	&1	&2	&3	&	4	& 5	&	6	& 7	& 8					
BUMP	DS	DS	DRAG	STEP	STEP	STEP	BUMP	BUMP	BUMP	BUMP					
	R	L	L	R	L	R	L	R	L	R					

*****End with a stomp on the right foot.

2 Couple Easy Mixer
With Southern Appilation
Figures:

Mercury Records
#870-476-7
Time: 3:00
Name of Record: Untold Stories
By:Kathy Mattea

Cheo:Eddie,Becky,Monika,Dee White
Rt.1 Box 403K
Pinnacle,N.C.27043

Wait 4 Beats Start on Left Foot in Big Circle Position

Intro:
2 Stomp Double Ups.
2 Fancy Doubles:DS,DS,RS,RS(#2 Couple Roll In To #1 Couple)
L, R,LR,LR

(A)
1 Cross Over Vine:DS,D-Cross,DS,D-Back,DS,D-Cross,DS,D-Back
L, R , L, R , L, R , L, R
1 Monika Step:D-Brush Back, Brush Cross,Touch-Touch,D-Back,Brush-Up,
L L , L L , L , L ,

DS,RS.
L,RL
(Repeat (A) With Right Foot)

(#1 Couple First)
(B)Split The Apple:(Each Couple Do This In 8 Basics) (Without Circle Half And Back)
(A)(#2 Couple Repeat)
(C)Garden Gate-(Each Couple Do This In 16 Basics) (Without Circle Half And Back)
(A)(#2 Couple Repeat)
(D)Rights Hands Across(Circle Left In 4 Basics)
Left Hands Back(Circle Right In 4 Basics)
Both Hands Across (Circle Left In 4 Basics)
Girls Bow,Boys You Know How(Circle Right In 4 Basics)

Ending:Cross Over Vine(Left 1/2)
2 Fancy Doubles
Cross Over Vine(Continue Left 1/2)
2 Fancy Doubles(#2 Couple Roll Out Into Line)

Seq;Intro,A,B,A,C,A,D,Ending

TEAR STAINED LETTER E-Z LINE

Artist: Jo-el Sonnier
Record: RCA 8304-7-R From the "Come on Joe" Album
Choreo: Carole Hall, Cotton Country Cloggers, Shreveport, LA
Intro : Wait 24 beats

Part A: DSRS DSRS DS R(xif) S R(turn ¼ L) H T S
lrl rlr l r l r l l r

Repeat 2 more times-3rd time through turn ½ L to face front.

Part B: DS DS(xif) DS DS(xib) DS DS(xif) DSRS
l r l r l r lrl

DS D(xif) H D(ux) H D(xif) H
r l r l r l r

DS D(xif) H D(ux) H D(xif) H
l r l r l r l

Repeat with Right foot moving right

Part C: D(ots) H D(ib) H DSRS D(ots) H D(ib) H DSRS
l r l r lrl r l r l rlr

Sto DS DS Sto Sto
l r l r l

Sto DS DS Sto Sto
r l r l r

Sequence: A B C A B C C A B C C(first½) B C C

BUTTON OFF MY SHIRT BY RONNIE MILSAP
CHOREO.: RICKEY JOE-A.C.A.
EASY LEVEL LINE-WAIT 32 BEATS

1-FOUR-COUNT VINE DS-DS(XIF)-DS-DS(XIB)

1-STOMP TRIPLE (TURN 360 L) A

2-WINDSTERS STOMP-DT(XIF)-DT(UNX)-RS
REPEAT ABOVE ON R FOOT TURNING R.

1-TRIPLE SLIDE DS-DS-DS-SL (MOVE UP AT ANGLE L)

B B
1-TRIPLE (MOVE BACK)
REPEAT ABOVE TO ANGLE R.

1-POTTY SLIDE DS-DS-DR-SL-DR-SL(PAUSE)

1-STOMP TRIPLE (TURN 3/4R ON R FOOT)

C C
1-POCORN DS-KICK-RS-KICK-RS (KICK AS IN JAZZ)

1-TRIPLE SLIDE (TURN 3/4R)
REPEAT ABOVE TO FACE FRONT.

BRIDGE I- 8-BALL-HEELS (TURN 360 L)
8-BALL-HEELS (TURN 360 R)

BRIDGE II- 2-BUTTER MILKS DS-HOP(XIF)-DSRS-DS-DS-RS-RS
4-CHUGGY SHUFFLES DS-SL (TURN 360 L)

SEQUENCE: A, B, C, BRIDGE I, A, B, C, A, BRIDGE II, B, C, 1/2 C
(END WITH 2ND POTTY SLIDE AND TRIPLE TO FRONT).

"ALL LEVELS"
Cheo: EDDIE WHITE & FAMILY
RT. 1 BOX 403-K
PINNACLE, N.C. 27043

Taught By: Dee White

THE WONDERER
BY EDDIE RABBITT
RCA # 8306-7-R
TIME 3:22

START ON RIGHT FOOT,
MOVING RIGHT: OUT,DRAG AROUND BEHIND, OUT, KICK
R L R L

MOVING LEFT: OUT, DRAG AROUND BEHIND,OUT, KICK
L R L R

STOMP KICK, STOMP KICK- BACKING UP
R L L R

STOMP KICK -MOVING FOWARD
R L

STOMP(TURNING ¼ LEFT) KICK
L R

REPEAT ROUTINE ¼ EACH TIME UNTIL ENDING

ENDING: REPEAT ROUTINE EXCEPT DON'T TURN ON LAST TWO TIMES.

TURKEY IN THE STRAW "ALL LEVELS"
RALPH'S CLOG CUE RECORDS; (DRIGGS CALLS ON OTHER SIDE)
#RR-1011-R
TIME: 2:00

START ON LEFT FOOT, MOVING LEFT.

(2) DS,DRAG STEP(XIF)
A L L R ____REPEAT____
(1) FANCY DOUBLES: DS,DS,RS,RS(TURN ½ LEFT)

(2) COWBOYS: DS,DS,DS,KICK(MOVING FOWARD), DS,RS,RS,RS(MOVING BACK)
B L R L R R LR LR LR

(2) SIDE STEPS: DS,RS,RS,RS(MOVING LEFT THEN RIGHT)
C L RL RL RL

____REPEAT____

(2) KARITI STEPS: DS,KICK(TURNING ½ TO LEFT)DS,LIFT
L R R L

ENDING: (2) TRIPLE LIFTS: DS,DS,DS,LIFT
L R L R DO ROUTINE A TOTAL OF 4 TIMES THEN ENDING

MY BABY LEFT ME
Elvis Presley

Position: Line dance

Footwork: Left lead

Record: RCA Gold Standard 447-0607

Dance By



Marilyn Hansen

(714) 635-6595
P.O. Box 3443
Anaheim, CA 92803

Intro: Wait 20 Beats

A-	4	Clogs/Basics	DSRS DSRS DSRS DSRS LRL RLR LRL RLR
	4	Brushes	DS BR SL Turn brushes a full left, Clap on Brushes
B-	1	Triple Baby	DS DS DS DT(xif)-Break P H H (if) L R L R L R-R &1 &2 &3 & 4 & 5 &
			Slide DS RS L R LR 6 &7 &8
	4	Side Touches	DS TCH(ots)Backing up
	2	Toe Heels	T H T H Snap Fingers L L R R 1 2 3 4
	4	Elvis Walks	Drag(b) H Drag(b) H Drag(b) H L L R R L L & 1 & 2 & 3
			Drag(b) H R R & 4
C-	2	Clogs/Basics	DSRS
	1	Get Around	DS Rk S Hop HE(xif) S(ots) DS DS(xib) L R L L R L R L &1 & 2 & 3& 4 &5 &6
			RK S RK S(move right on RK S) R L R L (from Grayce Bice) & 7 & 8
	1	Turning Rock	DS RK S RK S RK S Turn Full turn R L R L R L R right to face front

REPEAT B

D-	1	Triple Kick	DS DS DS Kick Move forward L R L L L
	1	Turning Rock	DS RK S RK S RK S Turn 3/4 Right R L R L R L R
	REPEAT LAST 8 COUNTS 3 MORE TIMES		
	2	Clogover Vines	DS DS(xif) DS(ots) DS(xib) DS(ots) L R L R L DS(xif) DS RK S R L R L Move Left...Repeat with right foot lead,move right

REPEAT A

REPEAT B

REPEAT C

REPEAT B

REPEAT B

Sequence Intro: A,B,C, B, D, A,B,C, B,B,

BAD MOON ON THE RISE

BEGINNER PLUS LINE

Artist: Credence Clearwater Revival
Choreo: Steve Smith

Intro: Wait 8 beats

A

4 Quarter Moons [forward--1/4 L]
DS-DS-DS-KICK-SL-BA-SL-DS-DSRS
L R L R L R R L R

EASY VERSION

B

1 Bad DS-STAMP-ROCK-STEP-STAMP-ROCK-STEP
L R R L R L R
&1 & 2 & 3 & 4

HARDER VERSION

1 Bad DS-STAMP-BA/HEEL(F)-STEP-STAMP-BA/HEEL(F)-STEP----DS-DS-DSRS
L R R L L R R L L R L R
&1 & 2 & 3 & 4

1 Triple DS-DS-DSRS (Turn 1/2 Left)
R L R

1 Bad

1 Triple (Turn 1/2 Left)

C

1 Triple Kick DS-DS-DS-KICK-SL (forward)
L R L R L

1 Triple Back DS-DS-DSRS (backward)
R L R

[move left---1/2 left--move right]
1 Vine Chain DS-DS(XJB)-DS-KICK-SL-DS-RS-RS-RS
L R L R L R

1 Triple Kick

1 Triple Back

1 Vine Chain

ENDING: End on 3rd DS of TRIPLE in Part B.

SEQUENCE: A-B-A-B-C-A-B-B

INTERMEDIATE

Carl's Clogging Supplies



Carl Blanton
Route 1, Box 208AD
Aiken, SC 29801
Call Toll Free 1-800-848-6366

Nation's Largest Distributor of Clogging Taps!

We travel and set up at Competitions, Conventions, and Workshops. Call us for dates!

Write for FREE Catalog and Record List!

CLOGGING SHOES:
- Men's & Ladies'
- Scoops
- Cloggers
- Ms. & Mr. Stompers
- Factory Irregular ($22 when available)
- Shoe Lasts

CONVENTION AND WORKSHOP SYLLABUSES

TAPS:
- Bell
- Staccato Jingle
- Stevens Stompers

T-SHIRTS

BELT BUCKLES
GARTERS

SOUND EQUIPMENT:
- Artistic Technology
- Califone

CLOGGING RECORDS:
- Singles
- Albums
- Over 64,000 45's Available
- Record Sleeves
- Custom Record Cases

FUN BADGES
BUMPER STICKERS

CLOGGING DIPLOMAS

Jewelry Designs by DARR



Clogger Foot
$99 Gold
$20 Silver

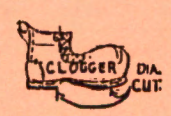

Boot
$99 Gold
$20 Silver
Small Boot
(not shown)
$40 Gold
$12 Silver



"Clabberfoot"
$99 Gold
$20 Silver

*Dia.Cut - Diamond Cut
R - Registered C.L.O.G., Inc.

Jewelry in solid 14K gold or solid sterling silver. Gold and silver chains also available.

Welcome

TO THE
5TH ANNUAL NATIONAL C.L.O.G
CONVENTION!!!!!!!

CHARLOTTE NORTH CAROLINA

DIXIELAND DOLLS ELEMENTARY

DIXIELAND DOLLS JUNIOR

SASSPORILLA

SOUTHERN
STATES
CLOGGING & HOEDOWN
·CHAMPIONSHIP·

DAYTONA BEACH, FLORIDA

JANUARY 13, 14, & 15, 1989

HOST TEAM: BUCKIN' MULE

SANCTIONED BY: NATIONAL CLOGGING AND HOEDOWN COUNCIL

QUESTIONS AND INFORMATION, CALL OR WRITE

FORMAN HEARD 101 E. 7th STREET. SANFORD, FLORIDA. 32771 (TEL.407-323-9132)
JOANN GIBBS 3452 SUMMIT RIDGE DR. DORAVILLE, GEORGIA. 30340 (TEL.404-934-1691)
TIM WINKLE 233 ACORN DR. LONGWOOD, FLORIDA. 32750 (TEL.407-339-7972)

PINK CADILLAC

Record By: Natalie Cole **Intermediate Li**
Choreo By:
Chip Summey - P.O. Box 6534 - Ashville, North Carolina - 28816

SEQUENCE: WAIT 24 BEATS - A-B-C-D- BRIDGE-B-C-D-A-B-C-D

PART A

Vine Turn & Triple
DTS - DTS - DTS - STEP(turn 1/2 Rt) - DTS - DTS - DTS - R/S
L R L R L R L R L

Kick Touch & 1/2 Kickster
DTS - Kick - Tch - Kick - DTS - DTS - R/S - KICK
R L L L L R L R L
Repeat Above To Face Front

PART B

Yes Mam
DTS - DTS - R/S - Tch(Toe) - Stomp - DTS - DTS - R/S
L R L R L L R L R L

Karate Turn
DTS - KICK - DTS - KICK - (turn 1/2 to back)
R L L R

Triple
DTS - DTS - DTS - R/S
R L R L R
Repeat to Face Front

PART C

Triple Stamp
DTS - DTS - DTS - Stamp - Stamp - Stamp - DTS - R/S
L R L R R R R L R

Joey & Triple
DTS - R/S - R/S - R/S - DTS - DTS - DTS - R/S
L R L R L R L R L R L R

Rocking Chairs & 2 Basics
DTS - Brush - Slide - DTS - R/S
L R L R L R

DTS - R/S(turn 1/4 right) - DTS - R/S (turn 1/4 left)
L R L R L R
Repeat Rockin Chair & Basics in a Box Back to Front

PART D

Double Potty

DTS	DTS	DT(OS)	BALL/SLIDE	BALL/BALL SLIDE	BALL/BALL/SLIDE
L	R	L	BOTH	BOTH BOTH	BOTH BOTH

BALL/BALL/SLIDE	DTS	R/S
BOTH BOTH	R	L R

Turkey

HEEL	TOE	STEP	DTS	R/S
L	L	R	L	R L

Clog-Over-Vine

DTS	DTS	DTS	DTS	DTS	DTS	DTS	R/S
R	L	R	L	R	L	R	L R

Cole Step

DTS	Slide	R/S	Slide	R/S	Step	Slide	DTS	DTS	R/S
L	L	R L	L	R L	R	R	L	R	L R

Kick Step

DTS	KICK	DTS	KICK	DTS	KICK	DTS	KICK
L	R	R	L	L	R	R	L

Revister

DTS	DTS	DTS	R/S	HEEL/CLICK	R/S	DTS	R/S
L	R	L	R L	BOTH	R L	R	L R

BRIDGE

2 Syncopated Steps STEP - DTS - STEP - DTS - STEP **(Repeat on Right foot)**

MUSIC STREET INTERMEDIATE LINE DANCE

Record: "Music Street" by Betty Wright; Direct Hit Records, P.O. Box 110902, Nashville, TN 37222 (615)360-7609
Choreo: Chip Futrell, P.O. Box 565, Denton, NC 27239 (704)869-3333
Intro: Wait 16 beats. Start with the left foot.

PART A - 16 BEATS

# TIMES	STEP							DIRECTIONS
1	DS	PU	HL	PU	HL	PU	HL	"Swivel" Move
	L	R	L	R	L	R	L	left.
	&1	&	2	&	3	&	4	
2	DS	RS						"Single Basics"
	L	RL						
	&1	&2						

*REPEAT THIS SEQUENCE ONCE MORE.

PART B - 32 BEATS

	(xif)(unx)								
1	DS	DS	DS	ST	DS	DS	HL	HL	"Jazz Vine" Turn
	L	R	L	R	L	R	L	R	Turn 360° left on
	&1	&2	&3	4	&5	&6	7	8	beat four.

	(xif) (unx)						
1	DS	DT	SL	DT	SL	TT-R	HL-L	"Venus" Turn
	L	R	L	R	L	BA-L	BA-R	1/2 left on
	&1	&	2	&	3	&	4	beats 3 & 4.
	PA	SL	DS	DS	RS			
	L&R	R	L	R	LR			
	&	5	&6	&7	&8			

*REPEAT THIS SEQUENCE ONCE MORE.

PART C - 16 BEATS

	(ots) (xif) (ots)							
2	DS	TT	HL	TT	HL	TT	HL	"Outhouses"
	L	R	L	R	L	R	L	
	&1	&	2	&	3	&	4	
1	DS	RS	ST	DR	SL			"Jackson Spin"
	L	RL	R	R	R			Turn 360° right
	&1	&2	3	&	4			on beat three.

1	JUMP DR SL DS RS L&R L L R LR 1 & 2 &3 &4	"Jump Pump" Turn 1/4 left on beat 1 and 1/4 right on beat two.

PART D - 32 BEATS

1	(xif) (xif) ST DS SL DS SL L R R L L 1 &2 & 3& 4	"Street Step" Move forward.
1	DS DS DS RS R L R LR &1 &2 &3 &4	"Triple Basic" Turn 3/4 right.

*REPEAT THIS SEQUENCE THREE MORE TIMES.

SEQUENCE

A, B, B, C, D,
B, C, D,
A, B, C, D,
A, B, C, D, D

ABBREVIATIONS

DS: double step
PU: push
HL: heel
RS: rock step
ST: step
DT: double toe
SL: slide
TT: toe
BA: ball
PA: pause
DR: drag
(xif): cross in front
(unx): uncross
(ots): out to the side

M.S. P-2

ANOTHER PART OF ME — INT. LINE

RECORD: Michael Jackson, 45r.p.m. EPIC 34-07962 Time: 3:45

CHOREP: Tandy Barrett & Scotty Bilz, Stone Mt., GA

ANOTHER POSSUM ROUTINE!

INTRO: Wait 32

PART A

Brent (modified)

DS RS	KICK(XIF)	KICK(OTS)	BALL(TCH)	HEEL(TCH F)	STEP
L	R	R	R	L	R
&1 &2	&	3	&	4	

Stomp Double

STOMP	DS	DS	RS	Turn 1/2 left
L	R	L	RL	

Hoedowner Kick (Parrot)

DS(XIB)	SL (Kick)	DS RS(XIB)	DR SL (Kick)	DR SL (Kick)
R	R (L)	L	L (R)	L (R)

DS RS
R

Repeat — PART A - Same footwork - turn to front

PART B

Rocking Chair

DS	SL	DS	RS
L	L	R	

Side run

DS(OS	BALL(XIF)	BALL(OS)	BALL(XIB)	BALL(OS)	BALL(XIF)
L	R	L	R	L	R

SL (Kick)
R (L)

Donna's Turn

DS	DT	(SL)	(1/2 turn left)	RS	BALL	SL
L	R	(L)		RL	R	R

Fancy Double

DS	DS	RS	RS
L	R	LR	LR

Repeat — PART B - Same footwork - facing back and turn to front

PART C - "Canadian"

Canadian basics (the E-Z way)

DS	SL	*STAMP	DS	SL	*STAMP	
L	L	R	R	R	L	
&1	&	2	&3	&	4	
DS	SL	*STAMP	DS	SL	*STAMP	Moving forward
L	L	R	R	R	L	
&1	&	2	&3	&	4	

* remember - STAMP bears no weight

Triples

DS	DS	DS	RS	DS	DS	DS	RS	Backing up
L	R	L	RL	R	L	R	LR	

BREAK I

```
STOMP   STOMP    Swing hips to L  &  R
  L       R
 & 1     & 2        &          3  &  4
```

BREAK II

Breakin it

```
DS *BALL  Twist  STEP  DS  DS     *Turn 1/2 right
L    R           R    L   R
&a   1   &  2         &3  &4

DS *BALL  twist  STEP  DS  DS     *turn 1/2 right
L    R           R    L   R
```

*Lift to ball (no wt) on DS - twist to right, then put full weight to foot

```
PUNCH  PUNCH  PUNCH  *HOLD*
  L      R      L
```

SEQUENCE:

```
A B BREAK I, C
A B BREAK I, C C
BREAK
                C C
  B   *C  C  C C  in a box - turn 2nd triple 3/4 to
                             right each time
          C  Turn 2nd triple right to face front
END:  Do a "Brent"
```

Song: Love Will Save The Day — Intermediate Line
Artist: Whitney Houston Label: ARISTA #AS1-9720 Time: 4:20

Simone Nichols (803) 834-5078

400 Wilhelm Winter St. #1
Travelers Rest, SC 29690

The Sequence:
Wait 16 beats A A B C Bridge1 D
A A B C C Bridge2 D
A B C C Ending

The Sections:

A ==	1 Outhouse	4
	1 Stomp Double	4
	1 Double Pump	4
	1 Triple	4
	Repeat all above steps	16
	Total Beats in A ==	32
B ==	1 Side Move	8
	1 Bounce Turn	8
	1 Side Move	8
	1 Bounce Turn	8
	2 Turkey Steps	8
	Total Beats in B ==	40
C ==	1 Control	8
	1 Toeback & Stomp	4
	Hands out head back	4
	1 Control	8
	1 Toeback & Stomp	4
	Hands out head back	4
	Total beats in C ==	32

Bridge 1 == 2 Basics

Bridge 2 == 6 Basics

Ending == 6 Basic & Stomp (throw hands up)

D == 2 Boogie Down

Steps on page 2

The Steps:

OUTHOUSE

L	R
SL	TCH(OTS)
SL	TCH(XIF)
SL	TCH(OTS)
S	
D	

STOMP DOUBLE

L	R
4 S	
&	R
3 S	
& D	
2	S
&	D
1 ST	
&	

DOUBLE PUMP

L	R
4 S	
&	R
3 S	
& D	
2 (LIFT)	SL
&	DR
1 (LIFT)	SL
&	DR

TURKEY STEP

L	R
4 S	
&	R
3 S	
& D	
2	S(XIB
& S	
1 HIT	
&	

SIDE MOVE

L	R
S	
&	R
7 S	
& D	
6 (Lift)	SL
&	BA(XIB)
5 BA(OTS)	
&	BA(XIF)
BA(OTS)	
&	BA(XIB)
S	
& D	
2	S(XIF)
&	D
1 S	
& D	

BOUNCE TURN

L	R
8	S
& R	
7	S
&	D
6 S	
& D	
5 (Lift)	BO
& BO	BO
4 BO	BO(Turn ½ L)
& TIP(XIB)	
3	SL
& D(UNX)	
2	SL
& D(XIF)	
1	S
&	D

CONTROL

L	R
8	ST
&	
7 DIG	(TURN ½ L)
&	
6	S
&	D
5 S	
& D	
4 (Lift)	SL
& CLICK	HEELS
3 BO(OTS)	BO(OTS)
& BO(XIF)	BO(XIB)
2 BO(OTS)	BO(OTS)
1 BO	BO
& BO	BO

TOEBACK & STOMP

L	R
4	ST
& ST	
3	S
&	D
2 S	
& TIP	
1	SL
& D(B)	

Hands Out Head Back

1 Left hand out
2 Right hand out
3 Clap
4 Throw head back, lift left leg

BOOGIE DOWN

L	R
8 CLAP	
& CLAP	
7 TCH(OTS)	
&	S
6	TCH(OTS)
& S	
5 TCH(OTS)	
&	S
4 CLAP	
&	
3	TCH(OTS)
& S	
2 TCH(OTS)	
&	S
1	TCH(OTS)
& S	

JOHN HENRY

*Now available on
RALPH'S RECORDS

CUED BY:
JEFF DRIGGS
St. Albans, WV
Choreographer

2357 Harrison Ave.
St. Albans, WV 25177
(304)727-2111

INTRO: WAIT 8 BEATS. LEFT FOOT START

ADVANCED LINE DANCE
(C.L.OG. TERMINOLOGY)

PART A

L	DS	S	R	DS	FLANGE	BO	BO	SL
R	R	DS	S	DS(XIB)	T(B)	H(F)		
	&1 & 2	&3 & 4		&5 &6		&	7	8

2 Basics, John Henry

L		H	S		H	S		*DS	R
R	DT(OTS)	R	DT(OTS)	R	S(XIB)	SL	DS	S	
	&a	1 &	2 &a	3 &	4 &	5	&6	&7 &	8

Double Out Rock Steps
*Turn ¼ to right on double to face back.

REPEAT BASICS, JOHN HENRY AND DOUBLE OUTS TO FACE FRONT

L	DS		H	H	S		DS	R
R		DT(XIF)	DT(X)	R	S(XIB)	SL	DS	S
	&1	&a	2 &a	3 &	4 &	5	&6	&7 & 8

High Horse

PART B

L	DS		H	H		H	H	R	BR
R		*DT	DT	STAMP		DT	DS	S	SL
	&1	&a	2 &a	3	&	4 &a	5 &6	& 7 &	8

Double Heel & Stamp
*Turn ¼ to left on DT/H DT/H

L	DS		SL	R	DS		SL	BR
R		*BR	DS	S		BR	DS	SL
	&1 &		2	&3 & 4		&5 &	6	&7 & 8

Rockin' Chair, 2 Brushes
*Turn ¼ to left on Rockin' Chair to face back.

REPEAT DOUBLE HEEL & STAMP, ROCKIN' CHAIR AND BRUSHES TO FACE FRONT

L	DR	SL	DR	SL	DR	SL	DR	SL	B(OTS)	B(XIF)	B(OTS)	B(XIB)	B(OTS)	H(F)	
R	DR	SL	DR	SL	DR	SL	DR	SL	B(OTS)	B(XIB)	B(OTS)	B(XIF)	B(OTS)	S	SL
	&	1	&	2	&	3	&	4	5	&	6	&	7	&	8

Shuffles, Scissors

PART C

L	DS		S	*H(F)	DS	DS	S
R		S(XIF)	S	S	DS	R	
	&1 &		2 &	3	4	&5 &6	&7 & 8

Ohio Step, Triple
*Heel takes weight
Move forward 45° to left.

L		H	H	H(F)	H(F)	
R	DT(B)	DT(B)	T(B)	BO	BO	SL
	&a	1 &a	2 &	3	&	4

Double Backs
Repeat on left foot (Total 2)

REPEAT ON RIGHT FOOT LEAD - OHIO, TRIPLE AND 2 DOUBLE BACKS MOVING 45° TO THE RIGHT

L	DS		H	H	S	S	SL	R
R		DT(XIF)	DT(X)	*R	R	BR	DS	S
	&1 &a		2 &a	3 &	4 &	5 & 6	&7 & 8	

Turnaround
Turn 360° to right on Rock Steps

PART D

L	DS		SL
R	FLANGE	H(F)	
	&1	&	2

Flanges Moving forward
Repeat on right, left & right foot (Total 4)

L	DT	DS(XIB)	H
R	H	DT	DS(XIB)
	&a 1 &2	&a 3 &4	

Fleaflickers Moving back
Repeat on left & right foot (Total 4)

L	DS	S	R	DS	S	R
R	R	DS	S	R	DS	S

4 Basics
Turn 360° to left

ENDING

L	DS		H	H	S		*DS			
R		DT(XIF)	DT(X)	R	S(XIB)	SL	SKUFF	BR(B)	T(XIB)	
	&1 &a		2 &a	3 &	4 &	5	&6 a	&	7	

Modified High Horse
*Watch timing!

SEQUENCE: A-B-C-C-B-D-A-ENDING

Focus On America's Future

Help Prevent Birth Defects

Support the

March of Dimes Preventing Birth Defects

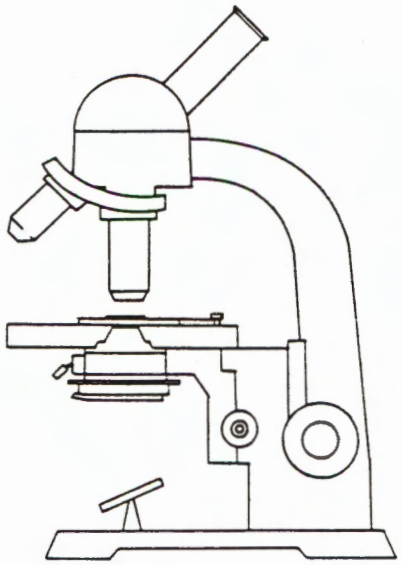

Please support your favorite cause... YOU can make a difference!

Grigger

****

SIMPLY IRRESISTIBLE: ROBERT PALMER

CHOREO: CHIP WOODALL (404)737-3044

SEQUENCE: AABCAABCDED CLAP 4 BRIDGE AABDD STEP STEP SNAP.

PART A: JOEY-DS B(XIF) B B(OTS) B(XIB) B STEP
L R L R L R L

STEP(XIF) STEP TURN CIRCLE LEFT STEP RS.ARMS UP AND DOWN:STEPS.
R L R LR

BASIC BASIC FANCY DOUBLE
L R L
REPEAT ALL ABOVE TO FACE FRONT.

PART B: VINE LEFT. BASIC 1/2 L. BASIC 1/2 L. TH TCH CLAP TH TCH CLAP
R L RR L LL R
REPEAT THE ABOVE TO THE RIGHT.

PART C: DS H SPIN LEFT FULL CIRCLE STEP RS
L R L RL

DS DS 1/2 L. TH CHUG. TRIPLE RS. STOMP DS STOMP DS STOMP
R L RL L L-R-L R L R L R
REPEAT THE ABOVE PART TO FACE FRONT.

PART D: AXEL F: DS DBL(XIF) BREAK BREAK BREAK BREAK STEP
L R L R L R R

STOMP DS DS RS. 1/4L. BASIC 1/4 L BASIC FULL TURN TRIPLE RS.
L R L RL HANDS UP AND SNAP WITH SHOULDERS DROP.
REPEAT TO FACE FRONT.

PART E: STOMP DBL 1/4. H H CHUG DS RS.
L R R R R LR
REPEAT THE ABOVE THREE TIMES TO MAKE A COMPLETE BOX SET.

BRIDGE: BASIC BASIC FORWARD TRIPLE RS 1/2 LEFT.
L R LRL

LOOP STEP: DS LOOP STEP LOOP TRIPLE RS.
R LXIB R LXIB RLR LR
REPEAT THE ABOVE SEQUENCE.

DS CHUG IN A CIRCLE 1/4 TURNS LEFT.DO FOUR.

SHAKE L-R-L-R.

GET READY!



ATLANTA

ALL-AMERICAN CLOGGING CHAMPIONSHIPS®

Friday - Sunday, March 10th - 12th, 1989

HENRY COUNTY HIGH SCHOOL FIELD HOUSE
McDONOUGH, GEORGIA

CATEGORIES

2 or more couple precision (any # male/female)
(no figure requirement)
2 or more couple hoedown (any # male/female)
(no figure requirement)
Open Line
Buck & Clog Solos
Duets (buck & wing - same sex - show)
Novelty

**New! Parent and child/grandchild duets (any age combo)*

Country Hoedown
Open Precision
4 couple Precision
6-8 couple precision
Southern Appalachian
Running Set
Show
Smooth
Line
Open Freestyle

Introducing

"DANCE CHAMPIONS"®

★ TEAM AWARDS! ★

Showmanship • Spirit • Sportmanship • Costumes
• Watch For Additional Events!

CONTACT: **JoAnn Gibbs**
3452 Summitridge Drive
Doraville, GA 30340 (404) 934-1691

Tandy Barrett - (404) 469-3849
Scotty Bilz - (404) 296-6511

HIGH SCHOOL CONFIDENTIAL
2:17

Clogging Line Dance
Intermediate

Record: "High School Confidential" by Jerry Lee Lewis (Smash, S-1413).
Choreo: Chris Rawls, Magic City Cloggers and Cross Trail Kickers.
Begin: Left Foot.
Wait: No beats! (You may miss a beat or two, but no problem!!!)

********** Introduction **********
1 1 1 1 1 1 1 1 1 1 r 1
TOE-TOE-TOE-TOE-TOE-TOE-TOE-TOE-TOE-STOMP-STOMP-STOMP

Repeat above, starting on right foot.

Rest heel on floor and flap toe and point finger to the beat. Bring foot and finger from the side and gradually around to the front. (It's easier to show than explain!)

1 rl r 1 r 1 rl r 1 r 1 r 1 r 1 r 1 r
DSRS-DS-STOMP-STOMP-DSRS-DS-STOMP-STOMP-DS-DS-DS-DS-DS-DS-DS-DS (Clap on DS's.)

********** Part A **********
1 rl rl rl rl rl rl rl
DS-RS-RS-RS (Sideways to Left) RS-RS-RS-RS (360 Degree Turn Left)

Repeat above 8 beats, starting on right foot and turning right.

1 r 1 r 1 r 1 r 1r
DS-DS-DS-BR-SL (Moving Forward) DS-DS-DS-RS (Moving Backward)

********** Part B **********
1 r 1 rl r 1 r 1
DS-DS-DSRS HEEL WALK-PULL STEP-HEEL WALK-PULL STEP (Diagonally Right)

Put weight on heel edge and pull (slur style) other foot forward and step down.

Repeat above, starting on right foot and moving diagonally left.

1 1 r r 1 1 r r 1 1 r r
TOE-HEEL-TOE-HEEL-TOE-HEEL-TOE-HEEL (Moving Back) TOE-HEEL-CLAP-TOE-HEEL-CLAP
********** Repeat Part A **********

********** Part C **********
1 rl r 1r 1 r 1 r 1 r 1 r 1 r
DSRS-DSRS-HEEL WALK-HEEL WALK-BALL-BALL-HEEL WALK-HEEL WALK-STOMP-STOMP

Turn 1/4 Left on DSRS's. Turn 1/4 Left on STOMPS

Repeat above 2 more times. On 3rd time, don't turn, just face front.

********** Repeat Part B **********
********** Repeat Part A **********
********** Repeat Part C **********
********** Repeat Part B **********
********** Ending **********
1 r 1 r
DS-STOMP-STOMP-STOMP

Sequence :
Into, A, BAC, BAC, B, ENDING

Questions?
Cross Trail Square Dance Center
4150 S. W. 70 Court
Miami, Florida 33155
(305) 667-3232

EVERYBODY'S SWEETHEART — **Intermediate Line**
Record By: Vince Gill RCA Records #5331-7-R — **2:48 Mins**
Choreo: Allen Zion, Stampede Team, Box 8672, Amarillo, Tx. 79114- (806) 353-2374

Wait 16 Beats of Music

PART A

DS - DS(XIF) - DS - DS(XIB) - DS - DS(XIF) - DS - R/S — Clog-Over-Vine
L R L R L R L R L

DT(B) - BR/SL - Tch(XIF)/SL - Tch(XIF)/SL - Tch(OS)/SL - Tch(XIF)SL — Simone Kick
R R L R L R L R L R L

R/S - KICK/SL
R L R L

*****Repeat Using Opposite Footwork*****

PART B

DS - DT(OS)/SL(turn 1/4 rt.) - ST - KICK/SL — Loop
L R L R L R

*****Repeat 3 More Times To Face Front*****

PART C

DS - DS(XIF) - SL/S(IB) - DR/S(XIF) - SL/S(IB) - — Whiplash
L R R L L R R L

DR/S(OS) - DS - R/S
L R L R L

DS - KICK/SL(turn 1/2 rt.) - ST - KICK/SL - DS - DS - R/S - R/S — Karate Turn & Fancy Double
R L R L R L R L R L R L

*****Repeat Using Opposite Footwork*****

PART D

ST - DS(XIF) - ST - DS(XIB) - ST - DS(XIF) - HEEL - TOE(turn 1/2 left) — Burton's Stomp
L R L R L R R R
1 2 & 3 & 4 &5 & 6 &

HEEL - HEEL/SL
L L R
7 & 8

DS - DT(XIF)/SL - DT(OS)/SL - BA/BA - BA/SL - DS - DS - R/S — High Horse (turn 1/2 rt.)
L R L R L R L R R L R L R

DT/HOP - HOP/ST - Tch(XIB)/Tch(OS) - HEEL - SL - DS - DS - R/S — Thats Good
L BOTH BOTH R R L R L R L R

BRIDGE

(turn 1/4 rt.) DT(OS)/SL - R/S - DT(OS)/SL - R/S - DT(OS)/SL - DT(OS)/SL — Flares
L R L R L R L R L R L R

R/S - S/SL *****Repeat with right foot to right*****
L R L L

DS - BR(turn 1/4 left)/SL - DS - R/S - DS - BR(turn 1/4 left)/SL - DS - R/S — 2 Rocking Chairs
L R L R L R L R L R L R L R

****Repeat All of Sequence to End Up Facing Front****

SEQUENCE: A-B-C-D-A-B-C-D-BRIDGE-B-C-D-D

Dalton Parks & Recreation Department's

Fifth Annual

CARPET CAPITAL HOEDOWN

Clogging Workshop

Saturday, November 11, 1989

Dalton, Georgia

Recreation Center, Civic Drive

Featuring Nationally Known Instructors

*Teams interested in putting on an exhibition should call 404-278-5404.

Dalton Parks and Recreation Dept.
P.O. Box 661, Dalton, GA 30722

RECORD: Kylie Minogue, Geffen Records, 7-27752-A. Time: 3:15

CHOREO: Tandy Barrett - Scotty Bilz, St. Mountain, GA

ANOTHER POSSUM TROT ROUTINE

Wait Beats

PART A

Loco-Motion

DS	DRAG	STEP	DS	DS	
L	L	R	L	R	Moving to left
&1	&	2	&3	&4	

DS	DRAG	STEP	DS	DS	
L	L	R	L	R	Moving to left
&1	&	2	&3	&4	

Laura's Way

STOMP	DS(XIF)	STEP(XIB)	STEP	STEP(XIF)	STEP(HEEL(dig))	
L	R	L	R	L	R	(L)
&1	&2	&	3	&	4	&

SL	*DS	RS	BALL	SL	* 1/2 turn to left
R	L		R	R	
5	&6	&7	&	8	

Repeat PART A - same footwork and direction facing back - turn to left

PART B

3 Scoots

DT	BALL	BALL	BALL	
L	L	L	L	Moving forward
&	1	&	2	

DT	BALL	BALL	BALL	
R	R	R	R	Moving forward
&	3	&	4	

DS	DS	STAMP	SL	STAMP	SL	
L	R	L	R	L	R	1/2 turn left
&1	&2	&	3	&	4	

Repeat PART B - same footwork moving towards back of room. Turn

PART C

Scuff Around

DS	SCUFF	SL	RS	BALL-SLIDE (XIB)	
L	R	L	RL	R	R
&1	&	2	&3	&	4

Triple

DS	DS	DS	RS
L	R	L	RL

Slur Around

DS	*SLUR	STEP (Turn 360% left - sorta backwards)	DS	RS
R	L	L	R	
&1	&	2	&3	&4

Dig it

HEEL(TCH)	SLUR-	STEP	DS	DS
L	R	R	L	R
& 1	&	2	&3	&4

PART D

Chains

DS	RS	RS	RS	To Left	DS	RS	RS	RS	To Right
L	RL	RL	RL		R	LR	LR	LR	

Kickers

DS	KICK	KICK	BALL	BALL	BALL	Backing
L	R	L	L	R	L	
&	1 &	2 &	3	&	4	

DS	KICK	KICK	BALL	BALL	BALL	Backing
R	L	R	R	L	R	
&	1 &	2 &	3	&	4	

Break-fast Club

BALL-STEP	BALL-STEP	BALL-STEP	BALL-STEP	Moving forward
L	R	L	R	
&1 &2	&3 &4	&1 &2	&3 &4	

BREAK

Scuff Around

DS	SCUFF	SL	RS	BALL-SLIDE(XIB)
L	R	L	RL	R R
&1	&	2	&3	& 4

Fancy Double

DS	DS	RS	RS
L	R	LR	LR

SEQUENCE

A B C D
A B C C (BREAK)
A B C D
A B *C C C C *1/4 left on each DS DS

SATISFY YOU

Intermediate Line
Record By: Sweethearts Of The Rodeo Columbia 38-07757
Choreo: Charlie Burns 112 Rebecca Dr. Richmond, Ky. 40475
(606) 527-3495
Start on 24th beat

SEQUENCE: A-B-(BREAK ONE)-A-B-(BREAK TWO)-A-B-(BREAK ONE)-A-B-B-B
* * * *
* OMIT CHARLESTON STEP

PART "A"

1 #22 DS-DS(xif)-DT(x)-H-DT-H-DS(xib)-RS-DS-BR-H
L R L R L R L RL R L R

1 Turkey HEEL(pivot to left)-BALL-ST(IB)-DSRS
L L R L

1 Chain Turn DS-RS-RS-RS (full turn right)

1 Charleston

PART "B"

2 Basic

1 Bad DS-STAMP-RS-STAMP-RS
L R RL R RL
&1 & 2& 3 &4

(turn 1/4 left) (turn 1/2 R)
1 Arby ST-DS(xif)-ST(xib)-ST(x)-ST-DIG-PAUSE-DIG-DIG-DIG
R L R L R L&R L&R L&R
&1 &2 & 3 & 4 & 5 & 6

DSRS (turn 3/4 right on basic)
RLR
&7&8 (a DIG is done by bouncing on ball of left
foot at same time touch right heel in front)

1 Charleston

"BREAK ONE"

1 Double Basic DS-DS-RS
L R LR

"BREAK TWO"

(f u l l t u r n l e f t)
6 Steps STEP-CLAP-STEP-CLAP-STEP-STEP-STEP-STEP
L R L R L R

PART D

VINE

DTS	DT	CROSS	DTS	DT	CROSS	DTS	DT	CROSS	DTS	RS
L		R	L		R	L		R	L	RL

REPEAT STARTING ON THE RIGHT FOOT

SEQUENCE: INTRO---A---B---C---CHORUS---D---A---B---C---
CHORUS---CHORUS---D---CHORUS---D---A---D---CHORUS

NAUGHTY GIRLS NEED LOVE

1089-7-JX
SAMANTHA FOX

CHOREOGRAPHED BY:
SHERRY GLASS

INTRO ---(4) 8 COUNTS BODY MOVEMENT

PART A

HIGH HORSE

DTS	DT CROSS	DT OUT	STEP	STEP	STEP	SLIDE	DTS	DTS	RS
L	R	R	R	L	R		L	R	LR

(4) BASICS ---TURNING TO THE BACK

DTS	RS	DTS	RS	DTS	RS	DTS	RS
L	RL	L	RL	L	RL	L	RL

REPEAT-----FACING THE BACK

PART B

(4) COUNTS SHOULDERS

FANCY DOUBLE

DTS	DTS	RS	RS
L	R	LR	LR

BURTON STOMP (FACING LEFT)

STOMP	DTS	CROSS	STOMP	DTS	STOMP	DTS	STOMP	SLIDE	RS	RS
L	R		L	R	L	R	L	R	RL	RL

REPEAT STARTING WITH SHOULDERS (FACING RIGHT)

PART C

FLEA FLICKERS

DT UP	DT DOWN	DT UP	DT DOWN	DT BACK	DT DOWN	DT BACK	DT DOWN
R	R	L	L	R	R	L	L

STOMP STEP

STOMP	STEP	STEP	STOMP	STEP	STEP	STOMP	STOMP	DTS	DTS	RS
R	L	R	L	R	L	R	L	R	L	RL

FLEA FLICKERS ---FACING BACK

STOMP STEP

FANCY DOUBLE

STOMP	DTS	RS	RS
L	R	LR	LR

CHORUS

TWIST KICK

D TWIST	D TWIST	D TWIST	KICK	KICK	HEEL PAUSE	STOMP	DTS	RS
L	R	L	R	R	R	L	R	LR

REPEAT (3) TIMES TURNING 1/4 ON EACH

BASIC ---- TWO SHUFFLES ----TWIST WITH MUSIC

DTS	RS	DTS	DTS
L	RL	R	L

PART D

VINE

DTS	DT	CROSS	DTS	DT	CROSS	DTS	DT	CROSS	DTS	RS
L		R	L		R	L		R	L	RL

REPEAT STARTING ON THE RIGHT FOOT

SEQUENCE: INTRO---A---B---C---CHORUS---D---A---B---C---
CHORUS---CHORUS---D---CHORUS---D---A---D---CHORUS

ACADEMY MEMBERSHIP INVITATION

NAME (s) _____
GROUP _____ DIRECTOR _____
ADDRESS _____ CITY _____ ST_____
COUNTRY _____ ZIP CODE _____ DATE _____
TELEPHONE - WORK _____ HOME _____

FEES

MEMBERSHIP ONLY -$6.00 (includes membership card, academy award ballots, information brochure, and one free listing in yellow page directory)

***YEARBOOK -$15.00** (includes free membership, card, ballots and yearbook)

MAGAZINE & YELLOW PAGE DIRECTORY -$20.00 (includes free membership, card, ballots, one free listing in the yellow page directory, quarterly magazine with one yellow page directory.)

FAMILY -$25.00) (includes 4 free memberships, card, ballots, four pictures in yearbook, and one yearbook)
*Do not send in pictures for yearbook - we will mail request form.

YELLOW PAGE DIRECTORY LISTINGS (one free listing with membership - $4.00/each additional listing)

( ) Clogger
( ) Director
( ) Team
( ) Parent
( ) Associations
( ) Association Officer
( ) Workshop Instructor
( ) Choreographer
( ) Judge
( ) Vendor
( ) Workshop
( ) Competition
( ) Festival/Socials
( ) Performances
( ) Tours
( ) Camps
( ) Videos
( ) Books
( ) Records
( ) Newsletter/ Magazine
( ) Schools/ Studies
( ) Shoes
( ) Taps
( ) Badges
( ) Costumes
( ) Jackets
( ) Sound Equipment
( ) Slips
( ) Bags
( ) Shirts
( ) Printing
( ) Artwork
( ) Ribbons/ Awards
( ) Other

DON'T BE CRUEL

BASIC INTRODUCTION TO
STEP DANCING

RECORD: DON'T BE CRUEL, CHEAP TRICK

CHOREO: JUDY WAYMOUTH
R.R.#4 STRATFORD, ONTARIO N5A 6S5

WAIT: 8 COUNTS

PART A:

HOP	DT	HOP	DT	HOP	TOE(XIB)
L	R	L	R	L	R
&	A	1	&	A	2

CH.FT.	DT(UNCROSS)	HOP	DT	HOP	TOE(XIB)
R	L	R	L	R	L
&	A	3	&	A	4

CH.FT.	DT(UNCROSS)	HOP	DT	HOP	TOE(XIB)
L	R	L	R	L	R
&	A	5	&	A	6

CH.FT.	DT(UNCROSS)	HOP	DT	HOP	STEP(S)
R	L	R	L	R	L
&	A	7	&	A	8

REPEAT ABOVE USING OPPOSITE FOOTWORK

CHORUS (i)

" 2 BASICS"

HOP	DT	HOP	DT	HOP	STEP
L	R	L	R	L	R
&	A	1	&	A	2

HOP	DT	HOP	DT	HOP	STEP
R	L	R	L	R	L
&	A	3	&	A	4

"BREAK"	HOP	DT	HOP	DT	HOP	STEP(XIB)	DT(UNCROSS)	HOP	STEP(XIB)						
	L	R	L	R	L	R	L	R	L						
	&	A	5	&	A	6	&	A	7						
	DT(UNCROSS)	HOP	STEP												
	R	L	R												
	&	A	8												

CHORUS (ii):

"4 BASICS"	HOP	DT	HOP	DT	HOP	STEP	TURN 1/4 LEFT								
	L	R	L	R	L	R	ON EACH								
"BREAK"	HOP	DT	HOP	DT	HOP	STEP(XIB)									
	L	R	L	R	L	R									
	&	A	1	&	A	2									
	DT(UNCROSS)	HOP	STEP(XIB)	DT(UNCROSS)	HOP	STEP									
	L	R	L	R	L	R									
	&	A	3	&	A	4									

PART B:

"DOUBLE STAMP DOUBLE TOE"	HOP	DT	HOP	DT	HOP	STAMP(XIF)	STAMP(XIF)								
	L	R	L	R	L	R	R								
	&	A	1	&	A	2	&								
	HOP	DT	HOP	STEP(UNCROSS)											
	L	R	L	R											
	3	&	A	4											
	HOP	DT	HOP	DT	HOP	TOE(XIB)	TOE(XIB)								
	L	R	L	R	L	R	R								
	&	A	5	&	A	6	&								
	HOP	DT	HOP	STEP(UNCROSS)											
	L	R	L	R											
	7	&	A	8											

REPEAT ABOVE USING OPPOSITE FOOTWORK

BRIDGE:

"EASY STEP"	HOP	DT	HOP	DT	HOP	TOE(XIB)
	L	R	L	R	L	R
	&	A	1	&	A	2
	HOP	DT	HOP	DT	HOP	TOE(XIF)
	L	R	L	R	L	R
	&	A	3	&	A	4
	HOP	DT	HOP	DT	HOP	TOE(XIB)
	L	R	L	R	L	R
	&	A	5	&	A	6
	HOP	DT	HOP	DT	HOP	STEP(S)
	L	R	L	R	L	R
	&	A	7	&	A	8

REPEAT ABOVE USING OPPOSITE FOOTWORK

"2 BASICS"	HOP	DT	HOP	DT	HOP	STEP
	L	R	L	R	L	R
	&	A	1	&	A	2
	HOP	DT	HOP	DT	HOP	STEP
	R	L	R	L	R	L
	&	A	3	&	A	4
"BREAK"	HOP	DT	HOP	DT	HOP	STEP(XIB)
	L	R	L	R	L	R
	&	A	5	&	A	6

DT(UNCROSS)		HOP	STEP(XIB)		DT(UNCROSS)		HOP		STEP(S)
L		R	L		R		L		R
&		A	7		&		A		8

SEQUENCE:

WAIT 8 BEATS, PART A, CHORUS (i), PART A, CHORUS (i)(ii), PART B, CHORUS (i), PART A, CHORUS (i)(ii), CHORUS (i)(i)(ii), BRIDGE, PART B, CHORUS (i)(ii), CHORUS (i)(i)(i)(i)(ii)

KICKIN '89

featuring

TANDY BARRETT SCOTTY BILZ
JEFF DRIGGS JEFF PARROTT

FRIDAY, JANUARY 20, 1989 7 PM-11 PM
SATURDAY, JANUARY 21, 1989 9 AM-4:30 PM; 7:30-11 PM

MACON COLISEUM MONUMENT ROOM
MACON, GA

VIDEOS WILL BE ALLOWED SATURDAY NIGHT ONLY!!!!

PRE-REGISTRATION FEES:
ADULTS (13 & UP).....$15
CHILD (6-12).....$10
SPECTATORS.....$3

AT THE DOOR:
ADULTS (13 & UP).....$18
CHILD (6-12).....$13
SPECTATORS.....$3

HEADQUARTERS HOTEL: MACON HILTON, 108 FIRST STREET
PHONE: 912/746-1461
FLAT RATE: $45 PLUS TAX
MENTION KICKIN' WORKSHOP

SEND PRE-REGISTRATIONS TO: KICKIN' CLOGGING WORKSHOP
P.O. BOX 13242
MACON, GA 31208

FOR MORE INFORMATION: LAURA BLOODWORTH
912/741-1277

NEVER GONNA GIVE YOU UP

RECORD: Never Gonna Give You Up, Rick Astley RCA #5347-7-R
CHOREOGRAPHY: Jeff Parrott, RR #2 Box 178 Versailles, KY 40383

Part A

```
DS  DRAG-STEP  KICK  DT-UP  DS  S(XIF)  S UNCROSS  S(XIB)  KICK  DS
   L     R     L     L     L   R        L         R       L     L
&1 &    2     &3    &  4  &5  &        6         &       7     &8
(-----------------------MOVING LEFT-----------------------)

DS  DS  DSRS  STOMP  DS(XIF)  S  S(UNCROSS)  S
R   L   R     L      R        L  R           L
&1  &2  &3&4  &5     &6       7  &           8
(TURN 1/2L)                      (TURN 1/2 R)
```

Repeat everything in opposite direction

Part B

```
DS   KICK   DSRS   DS   KICK          S   KICK
L    R      R      L    R             R   L
&1   &2     &3&4   &5   &6            &7  &8
                       (TURN 1/2 L)

DS   KICK   DSRS   DS   KICK          S   KICK
L    R      R      L    R             R   L
&1   &2     &3&4   &5   &6            &7  &8
                       (TURN 1/2 L)
```

Part C

```
DS   S(XIF)   S   S(UNCROSS)  S(XIF)   S   UP   DS   DS   DSRS
L    R        L   R           L        R   L    L    R    L
&1   &        2   &           3        &   4    &5   &6   &7&8
(------MOVING FAST---------)

DT(XIF)  DT-OUT  BALL  HEEL-BALL  HEEL-BALL  HEEL-BALL  HEEL-BALL
R        R       R     L          R          L          R
&1       &2      &  .  3          &          4          &

STOMP        S  DT-HEEL  BALL-HEEL  UP
L            R  R        R     L     L
5            &6 &  7     &           8
(TURN 1/2 R)
```

Repeat once more.

Bridge

```
STOMP  TOE  HEEL-STEP  STOMP  TOE  HEEL-STEP  STOMP
L      R    L          R      L    R          L
(----------------MOVING FORWARD----------------)

DS  DS  DSRS
R   L   R
(TURN 3/4 R)
```

Repeat 3 more times making a square.

Sequence

A B C A B (CC) BRIDGE A B (CC)

OMIT TURN 1/2 R
ADD 3/4 R

Burton Edwards

1) DOUBLE-TOE

R	L
DT	DR:SL *Keep the DT in front of your body
&	1

2) BURTON'S BASIC

R	L	R		L	R	L
(DR)DT:B	H:B	H:S	/	(DR)DT:B	H:B	H:S
& 1	&	2		& 3	&	4

3) BUCK SHUFFLE

R	L	R		L	R	L
BR-H(IF)	TOE-TAP(DR)	TOE-H	/	BR-H(IF)	TOE-TAP(DR)	TOE-H
&1	&	2		& 3	&	4

4) BUCK BASIC

R	L	R	L	R
BR-H(IF)	TOE-TAP(DR)	TOE-H	H:B	H:S
&		1	&	2

L	R	L	R	L
BR-H(IF)	TOE-TAP(DR)	TOE-H	H:B	H:S
&		3	&	4

5) KYLE'S STEP (OLD TIMERS)

R	L	R	L
TAP-TOE	TAP-TOE	TAP-TOE	TAP-TOE

* No heels and keep feet low to floor

6) MASTER HOP

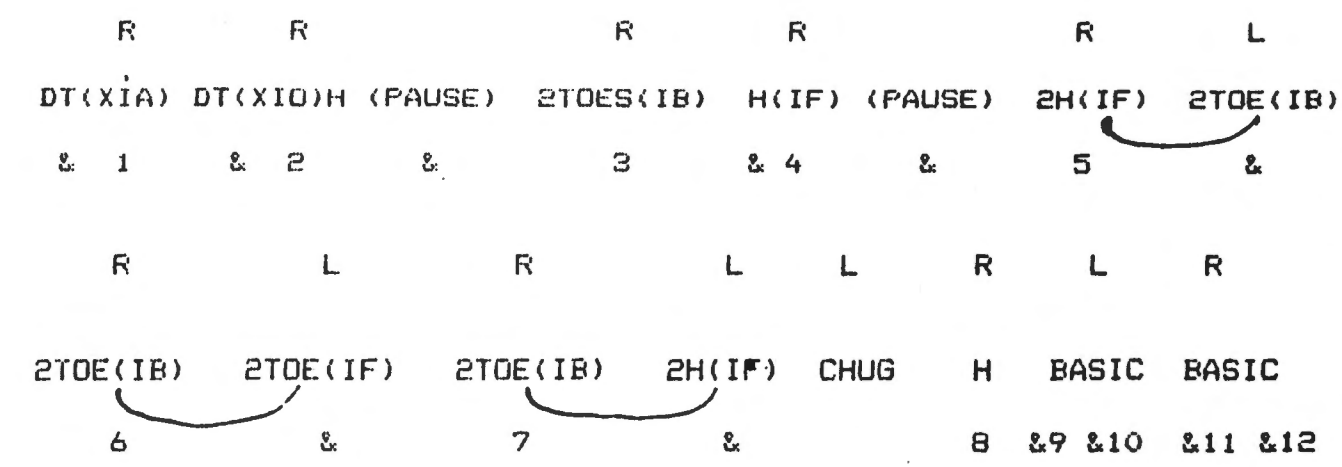

7) KICK OUT

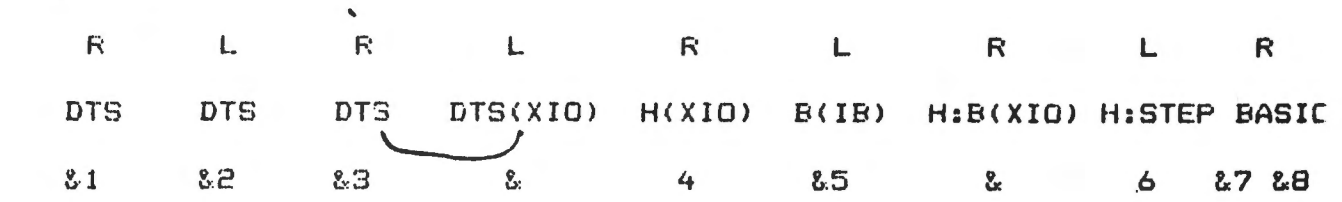

8) TWISTER

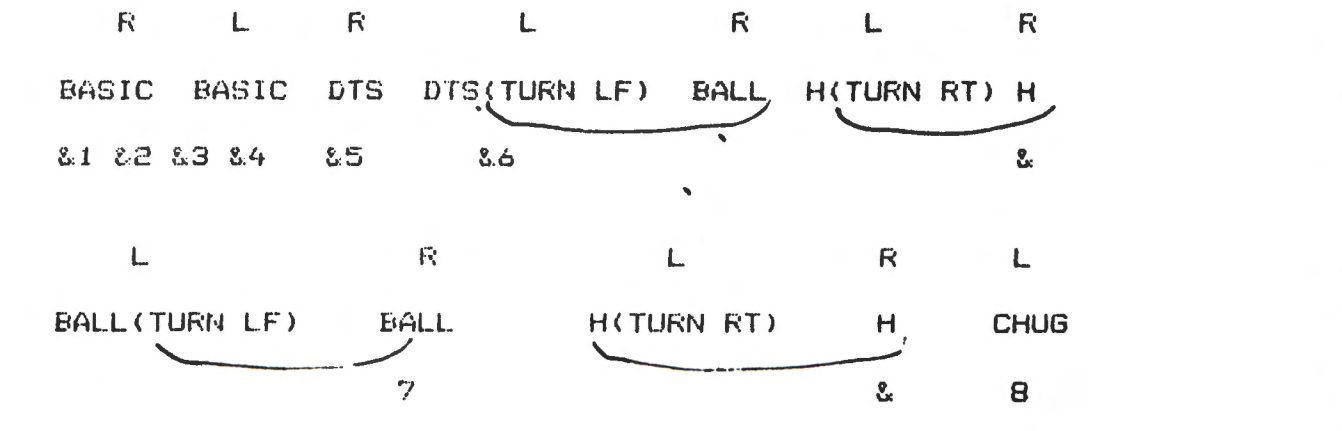

9) BACK FLOATER



10) BACK BRUSH STEP

R	L	R	L	R	L	R	L
DT(IB)	H(IF)	DTB(XIBO	B	DT(IB)	H(IF)	DTB(XIB)	B
&1		&2		&3		&4	

11) HAMPTON CROSSOVER

R	L	R	L
TOE(XIO)	H	TOE(XIA)	H
&	1	&	2

12) CROSSOVER SPECIAL

R	L	R	L	R	L
TOE	TOE:B(IB)	H:B(XIA)	TOE:B(IB)	H:B(XIO)	H:B(XIO)

R	L	R	L
H:B(XIO)	TOE:B(IB)	H:B(XIO)	H:B(XIO)

13) STEAMER LANE

R	L	R	L	R	L	R	L	R
DTS	DTS	DTS(XIO)	B(IB)	H-B	H-H	H-B	B	T

14) KENTUCKY END

L	R	L	R	R	L	R
STEP	DTB(XIA)	B(IB)	H(IF)	CHUG	H	TOE

15) DOUBLE DOUBLE (BURTON'S)

R	L	L	R
HOP TO B (SLIDE FT)	DT(XIO)	HOP TO B (SLIDE FT)	DT(XIO)

16) BACK STEP

R	L	L	R	L	R	L	R	R	L	R	L
DTB(IB)	B(IF)	H	B(IB)	CHUG	H	DTB(IB)	B(IF)	H	B(IB)	CHUG	H

17) NYLINDA SHOWOUT

R	L	R	L	L	L	R	L	R
BASIC	BASIC	BASIC	DT(XIA)	DT(XIO)H	TOE(TURN RT)H		H(TURN LF)TOE	

L	R	R	R	L
B(IB)	B(IF)	H(IF)	CHUG	H



MORRIS COSTUMES CAPEZIO Dance Shop

4300 MONROE ROAD
PHONE 704-333-4653 CHARLOTTE, N.C. 28205



Special! FREE Gift Certificate

in the amount of

$2.00

Good Towards Any Rental or Purchase Over $5.00

One Certificate Per Purchase Only

Good Thru Dec. 10, 1988

FOR YOUR CLOGGING NEEDS... Check out our#430 CLOGGING SHOE!



waiting for you at our new location ...

4300 Monroe Road
Charlotte, NC 28205
333-4653

REEVES RECORDS INC.

EDDIE'S & BOBBIE'S RECORDS

MAIL ORDERS PROMPTLY FILLED

SQUARE, ROUND AND CLOGGING RECORDS
DIPLOMAS
RECORD CASES

TOA WIRELESS
PHONOGRAPH NEEDLES
MIKES & ACCESSORIES

BOOKS & MANUALS
PLASTIC RECORD JACKETS

We also have records that are hard to find and have been listed as not available.

EDDIE—BOBBIE—ROBBIE REEVES

P.O. Box 17668
DALLAS, TEXAS 75217-0668

1835 So. Buckner
214/398-7508

LOVE IN THE FIRST DEGREE — INTERMEDIATE LINE
Record By: BANANARAMA LONDON RECORDS #886 255-7 — 3:27 mins
Choreo: Allen Zion, Box 8672, Amarillo, Tx 79114 (806) 353-2374

SEQUENCE: A-B-C-A-B-C-A-BRIDGE-1/2B-C-C-C(until music fades)
WAIT 16 BEATS OF MUSIC

PART A

4 "S" STEPS **DS - SLUR/LIFT - DS - SLUR/LIFT - DS - SLUR/LIFT - DS - SLUR/LIFT**
L R R R L L L R R R L L

FLEA FLICKERS **DT(B)/SL - DS - DT(B)/SL - DS - DT(B)/SL - DS - DT(B)/SL - DS**
L R L R L R L R L R L R

PART B

LEDFORD **DS - DT(XIF)/SL - DT(OS)/SL - R/S - R/H**(turn 1/4 rt) **- ST/ST - BA/BA - BA/SL**
L R L R L R L R L L R L R L

MISSY HOP **DS - SL/R - ST/SL - DS - SL/R - ST/SL - DS - R/S**
R R L R R L L R L L R L R
1 & 2 & 3 4 & 5 & 6 7 & 8

*****Repeat 3 more times to face front*****

PART C

DOUBLE HOP **DT/HOP - HOP/STOMP - HOP - HOP/STOMP - HOP - HOP/STOMP -**
L BOTH BOTH BOTH BOTH BOTH BOTH
& 1 & 2 3 & 4 5 & 6

BA/BA - SL/HEEL - HEEL/SL - DS - DS - R/S
R L L L L R L R L R
& 7 & 8 & 9 10 11 & 12

LOOP **DS - DT(OS)/SL(turn 1/2 right) - S - DR/SL**
L R L R R R

*****Repeat to face Front*****

IDA RED **DT(B)/SL - BR/SL - DS(XIF) - S(IB)/SL - T/S - R/S - DS - BR/SL**
L R L R L R R L L R L R L R

DRAGON **DS - DR/S - DS - DR/S - S/SL - S/SL - DS - DS**
L L R L L R L L R R L R

BURTON STOMP **ST -DS(XIF) - ST - DS(IB) - ST - DS(XIF) - HEEL -Tch(IB) - HEEL - HEEL/SL**
L R L R L R R R L L R

SYNCO STOMP **DS - DS - ST/SL - S/SL - DS - DS - ST/SL - S/SL**
L R L R L L R L R L R R



CROSS MY BROKEN HEART

MUSIC: THE JETTS
LEVEL: INTERMEDIATE
CHOREO: LYNNE GOODE

WAIT 32 beats

Chorus: Noted as X

DS Dble up, DS Dble up DS DS heel around (turn 180degree turn)
1 Mountain goat DS bl,bl,bl.bl.bl slide
2 Basics l r l r l r r

Repeat and turn to front

Part A:

begin on left foot
1 triple
1 Cole Step DS,sl, R S sl, R S Ball sl, DS DS RS
triple on right foot &1 & 2 & 3 & 4 &. 5 &6 &7 &8

Alternating vine 4 beats and 1 hip hop (Ds sl. sl. tap sl, brush slide)
repeat to right side

Part B :

Hop dble dble toe heel heel slide
r&l r r r l l r
2 Basics

1 Basketball turn (360 degree turn) (DS DS DS Ball heel)

toe toe heel up dble ball slide
l l l l r r r

2 Turkeys - step snap L & R punch hip four times (rest weight on right foot)

BRIDGE:

DS toe slide Ds toe slide - 1 Goode time leap (Stomp DS Step leap heel)
2 Basics turning ¼ turn to left
4 DS facing the back (one more ¼ turn to left)

1 Jump Start Step (DS cr/br rock heel,drag heel heel slide DSRS)
1 triple (moving ¼ turn to left)
Slide drag slide drag slide drag - clap on drags

SEQUENCE: X A B X A B X BRIDGE (2TIMES) A BRIDGE X X X

TWIST (New Version)

Fat Boys, 45 RPM, Tin Pan Apple 887 571 7 — Intermediate Line
Choreo: Tandy Barrett & Scotty Bilz, — Time: 4:00 min.
Stone Mountain, Georgia

ANOTHER POSSUM TROT ROUTINE

Wait 16 Beats

PART A



Triple	DS DS DS RS L R L RL		Moving forward		
Truckin	Heel(Tch F) R	(Bounce) (L)	T(Tch B) R	(Bounce) (L)	
	Heel(Tch F) R	(Bounce) (L)	T(Tch B) R	(Bounce) (L)	
*Twist	Heel(Tch F) R	(Bounce) (L)	T(Tch B) R	(Bounce) (L)	
	Heel(Tch F) R	(Bounce) (L)	T(Tch B) R	(Bounce) (L)	

*Twist body at the hop while moving towards front.

Chain Kick	DS RS RS SL R LR LR R		turn 1/2 left		

Repeat Part A facing back of room - same footwork

PART A-1

3-Step Jump	DS DS DS D(XIB) L R L R		Jump to Ball L-R		
Stomp 3-Step	Stomp DS DS DS L R L R				
Preppin'	Step L &1&2	& 	Step R 3&4		
*Chubby Hops	Hop - Hop - Hop (L-R) & 1	& 	2	&	Hop - Hop - Hop (L-R) 3 & 4

*Clap hands on hops

PART B

2 Basics	DSRS L	DSRS R

Duck,Duck Goose	BALL-BALL L-R		JUMP L-R		BALL- L-R	BALL	JUMP L-R		(Moving left)

Hop Over	DS	DS	DS	*S	Moving left
Vine	L	R	L	R	

*Turn 1/2 to left - left shoulder is to front

Walk	DS	DS	DS	DS	Moving backwards
Back	L	R	L	R	

Chain	DS	RS	RS	RS	3/4 to left
Around	L	RL	RL	RL	

Chain	DS(XIF)	RS	RS	RS					Moving left (you are facing back)
Across	R	LR	LR	LR					
Fancy	DS	DS	RS	RS	DS	DS	RS	RS	Full turn left
Double	L	R	LR	LR	L	R	LR	LR	

Repeat all of Part B - same footwork - turn to face front

PART C - Buffapella

Time	Stomp		RS		Stomp		RS		Stomp
	L		RL		R		LR		L
	&a1	&	a2		&a3		&a		4

Stomp	Stomp	DS	DS	RS
Double	R	L	R	LR

Side	Step		Slur Step		Step		Slur Step		Moving to left
Slides	L		R		L		R		
	& 1		&2		& 3		&4		

Drag	Dr	Step	Dr	Step	Dr	Step	Dr	Step	
Steps	R	L	L	R	R	L	L	R	

Repeat Part C three (3) more times making a box as you turn drag steps each time.

SEQUENCE:
A, A-1
B
A, A-1
B
A, A-1
C (Buffapella)
A
1/2B (Turn fancy doubles to front first)
A-1, A-1, A-1, A-1 (Turn hops 1/4 left each time)

REC: "SANO SCAT", DIRECT HIT RECORDS #DHR-0003-A
CHOREO: JEFF PARROTT, ROUTE #2, BOX 178, VERSAILLES, KY 40383
(606) 873-5231

INTRO: WAIT 16 BEATS

&1	&2	3	4	&5	&6&7	&8	
DS	DT (TURN ½ R)	S	KICK	DS	DSRS	KICK	POLLYWALL TURN
(L)	(R)	(R)	(L)	(L)	(R)	(L)	

A

&1	&	2	&3	4	&5	&6	&7	&8	
DS	DRAG	S(XIF)	DS	S(TURN 360 R)	DS	DS	RS	RS	KY TWIST
(L)	(L)	(R)	(L)	(R)	(L)	(R)	(L-R)	(L-R)	FANCY DBL

(REPEAT ABOVE TO FACE FRONT)

&1	&2	&3	&4	&5	&6	&7&8	
DS	DS(XIF)	DS(UNCROSS)	DS(XIB)	DS(UNCROSS)	DS(XIF)	DSRS	VINE BASIC
(L)	(R)	(L)	(R)	(L)	(R)	(L)	

B

&1	&2	&3	&	4	&5&6	&7	&8	
DT-UP	BRUSH-KICK	DS(XIF)	S	KICK	DSRS	DS	KICK	IDA RED
(R)	(R)	(R)	(L)	(R)	(R) (TURNING 360 L)	(L)	(R)	

(REPEAT EVERYTHING IN OPPOSITE DIRECTION)

&1	&2	&3	&4	&5	&6	&7	&8	
DS	KICK(TURN ½ R)	S	KICK	DS	KICK(TURN ½ R)	S	KICK	KARATE TURN
(L)	(R)	(R)	(L)	(L)	(R)	(R)	(L)	

C



(ALL HOPS ARE COMPLETED WITH BOTH FEET)

1	&	2	&	3	&	4	&5 &6 &7&8	
DS	SLIDE	ROCK-STEP		SLIDE	ROCK-STEP		DS DS DSRS	SCOOTS
(L)	(L)	(R)	-(L)	(R)	(R)	-(L)	(R)(L)(R)	

← MOVING FORWARD → [TURNING 3/4 R]

D

&1	&	2	&	3	&	4	&5	&6 &7&8	
DS	S(XIB)	S(UNCROSS)	S	S(XIB)	S(UNCROSS)	S	STOMP	DS DSRS	JOEY STOMP
(L)	(R)	(L)	(R)	(L)	(R)	(L)	(R)	(L)(R)	BASIC

(DO THREE MORE TIMES MAKE A SQUARE)

Ending

1	&	2	&	3	(OMIT JUMP JUMPS)
STEP	HEEL-BALL	HEEL-BALL	HEEL-BALL	STOMP	ENDING
(L)	(R) (R)	(L) (L)	(R) (R)	(L)	

SEQUENCE: A-B-C-A-B-C-D-C-A-B-C-A-B-C(½only)-ENDING

ADVANCED

SPECIALTY RECORDS & SUPPLIES

Local ☎ 535-3043
1-800-888-3262

With Perry Barnes

Guaranteed
SHIPPING ANYWHERE - ANYTIME

VARIABLE SPEED PHONO AMPLIFIERS - CUSTOM RECORD & CASSETTE CASES
SPEAKERS-MICROPHONES-NEEDLES-RECORD SLEEVES & INDEX CARDS
KEY CHAINS & BELT BUCKLES - SING-A-LONG TAPES
TAPS - SHOE ANVILS - BOOKS - SYLLABUS
BUMPER STICKERS
DIPLOMAS
ETC.



ASHTON * ARTISTIC TECHNOLOGY * HAMILTON ELECTRONICS SOUND SYSTEMS

MUSIC FOR CLOGGING



SPECIALTY
RECORDS & SUPPLIES, INC.
P.O. BOX 335 LARGO, FL. 34649

PROMPT COURTEOUS MAIL ORDER SERVICE

OVER 80,000 RECORDS IN STOCK FOR CLOOGGING, SQUARES, ETC.

MANY HARD - TO - GET AVAILABLE - FREE SEARCH SERVICE

CALL OR SEND FOR INFORMATION



Local
535-3043

THAT'S ROCK 'N ROLL

ADVANCED LINE DANCE

RECORD: That's Rock 'n Roll by Eric Carmen (Backside of "Make me Lose Control) Arista

CHOREO: Chip Summey P.O. Box 6534 Asheville, NC 28816 (704)253-0210
Jeff Driggs 2357 Harrison Ave. St. Albans, WV 25177 (304)727-2111

LEFT FOOT LEAD WAIT 32 BEATS

PART A

L DS DS BO BO R DS S		"Nylenda, 2 basics"
R DS(XIF) T(XIB) H(OTS) S S R		Turn 3/4 to left on basics.
&1 &2 &3 & 4 5 & 6 &7 & 8		
L DS SL SL DS S S		Touch Slides, Fancy Double
R DS H(F) Tch(XIF) Tch(XIF) DS R R		Turn 360° to right on
&1 &2 & 3 & 4 &5 &6 & 7 & 8		fancy double.
L S S S DS SL R		"ChrisCo" from Chris Cole of
R H(F) S H(F) S H(F) S S SL STAMP DS S		Ezel, KY. Move to right or
& a 1 & a 2 & a 3 & 4 &5 & 6 &7 & 8		H(F) S S's. Turn 1½ to left
		on beats 5 - 8.
L DS(XIB) BO(XIB) SL BO(XIF) BO(XIF) DS R BR		"Hey You!", Double
R BO(XIF) BO(XIF) DS(XIB) BO(XIF) SL DS S SL		Brush. From Tandy &
&1 & 2 &3 & 4 &5 &6 & 7 & 8		Scotty

PART B

L S S S DS R	Syncopated Stomp
R DS(XIF) DS(XIB) S SL DS S	
1 &2 & 3& 4 & 5 &6 &7 & 8	
L DS SL BR DS SL BR	4 Brushes Turn 360° to
R BR DS SL BR DS SL	left
L DS DS SL BO BO SL R	Triple Slam Move forward on
R DS Tch(XIF) SL BO BO DS S	1st 4 beats - back on last
&1 &2 &3 & 4 5 & 6 &7 & 8	
L S DR S DR S DS R	Dragit, Triple Turn 360° to
R R R DS DS S	right on triple
1 & 2 & 3 & 4 &5 &6 &7 & 8	

PART C

L DS H(F) S H(F) S DS R	"Heelstepstep"
R DS S S DS S	Turn ¼ to right on 7&8
&1 &2 & 3 & 4 & 5 &6 &7 & 8	
L DS S SL BO BO SL R BR	Basic Slam
R R Tch(XIF) SL BO BO DS S SL	Turn ¼ to right
&1 & 2 & 3 4 & 5 &6 & 7 & 8	

REPEAT HEELSTEPSTEP AND BASIC SLAM TO FACE FRONT (TOTAL 32 BEATS)

SEQUENCE:A-B-A-A-B-C-B-A-A(without "Hey You")-B-A-B

BRENT MONTGOMERY'S
ADVANCED STEP WORKSHOP

TAUGHT BY:
BRENT MONTGOMERY,44967 DIXIE HWY., FRANKLIN, OHIO. 45005 (TEL. 513-424-4499)

STEP # 1

LEFT	DS	DS							
RIGHT		DS	(XIF)	BRING	FOOT	IN	FRONT	OF	KNEE, TOUCH HEEL.

LEFT								HEEL	
RIGHT	(X)	UNCROSS	TCH.	HEEL	OUT	TO	SIDE	TCH. BALL	BALL

LEFT	BALL	HOP				TOE	BALL		TOE
RIGHT		HEEL	BRUSH	ACROSS	AND	STEP		HEEL STEP	SLIDE

STEP # 2

LEFT			HEEL	STEP		HEEL	STEP		HEEL STEP
RIGHT	HEEL	TOE		HEEL	TOE		HEEL	TOE	

LEFT		STOMP		BALL		HEELSLIDE		BALL	HEELSLIDE
RIGHT	STOMP		BALL		HEELSLIDE		BALL		HEELSLIDE

LEFT		BALL		HEELSLIDE	HEEL		CHUG	UP	
RIGHT	BALL		HEELSLIDE		BALL		SLIDE		

STEP # 3 "SHERRY" BY SHERRY GLASS

LEFT	HOP	HOP	HOP	HOP		HEEL	STEP		
RIGHT		DBL.	DBL.	DBL.	TOE	BALL		HEEL	SCUFF

LEFT	HOP		HOP		HEEL	STEP	HEEL	CHUG	DS S
RIGHT		BRUSH	BACK	TOE	BALL		BALL	SLIDE	R

STEP # 4

LEFT	DBL.	BALL	(XIB)	DBL.	HOP		TOE	DBL.	
RIGHT		BALL		HOP	TOE	DBL.	HOP	TOE	

LEFT	BRING	FOOT	UP	IN	AIR	DBS	SL	SL	SL
RIGHT						DBL.	DBL	DBL	STOMP

ADVANCED STEP WORKSHOP

BRENT MONTGOMERY.

STEP # 5

LEFT	DBS	S	SL			SL		HEEL	OTS
RIGHT		R BALL	TCH	HEEL	OTS	BALL TCH	HEEL OTS	STEP	BALL

LEFT	HOP	BALL	HEEL	OTS	STEP				
RIGHT	HOP	BALL	BALL		BRING FOOT BEHIND LEFT KNEE, TOUCH INSIDE OF RIGHT KNEE WITH LEFT HAND.				

LEFT		HEEL	STEP	SL.				TOE	STEP
RIGHT	BALL		TCH.	HEEL	OTS	WITH	RIGHT	HAND	BALL

LEFT			TOE		DBS.		STEP		
RIGHT	HEEL	STEP		SLIDE		ROCK			

STEP #6

LEFT	STEP		HEEL	STEP		HEEL	STEP	HOP	
RIGHT		TOE BALL			TOE BALL		SCUFF	BRUSH	BACK

LEFT		DBS		HEEL		HEEL		HEEL	CHUG
RIGHT	STEP		HEEL		HEEL		STOMP	BALL	SLIDE

STEP # 7 "BOBBY'S HEEL CLICK"

LEFT	DBS.		S	S	HOP	CLICK	HEEL	STEP	
RIGHT		R(XIF)	R(X)			CLICK	HEEL	R(xib)	

LEFT	STEP			STEP		STEP		HEEL	CHUG
RIGHT		ROCK(XIF)		ROCK(X)		BALL		SLIDE.	

2nd Annual

North Carolina Clogging Council, Inc. Stampede



September 8 & 9, 1989 – Asheville, North Carolina

Hosted by Catawba Valley Cloggers

Instructors: Jeff Driggs, Chip Futrell, Mercy Martinez, Simone Nichols, Elliott Skeen, David Spencer, Chip Summey, Eddie White & Chip Woodall

"Instruction for all levels: beginner through advanced"

STAMPEDE ITINERARY

Asheville Civic Center — 87 Haywood St., Asheville, NC 28801

Friday

7:00–11:00 pm ALL EXHIBITIONS, plus mountain dancing, workshops, requests, mixers. **Location**: Banquet Hall

Saturday

9:00–5:00pm Workshops (line dances, seminars, mountain figures, steps).

3:00–5:00pm NCCC, Inc. Conference (Members only). **Location**: Meeting Rooms 8 & 9, Arena Mezzanine

7:00–11:00pm COME SEE THE INDIVIDUAL AND DUO/DUET COUNCIL CHAMPIONSHIPS, plus mountain dancing, workshops, requests & mixers. **Location**: Arena

STAMPEDE REGISTRATION

	Nonmembers		Members	
Adult	**In advance $15.00**	**@ door $20.00**	**In advance $12.00**	**@ door $17.00**
6 – 12 years	**$10.00**	**$15.00**	**$7.00**	**$12.00**
Spectator	**$5.00**	**$5.00**	**$2.00**	**$2.00**

Bring your team and exhibit Friday night!

Get involved in the Council – join today!

Join us at Bill Stanley's after the Saturday night program – it's within walking distance!

Headquarter Hotel:

Quality Inn on the Plaza

One Thomas Wolfe Plaza
Asheville, NC 28801
(704) 252-8211
(800) 222-0859 (*inside NC*) (800) 438-3960 (*outside NC*)

Send $42.00 per night (up to four to a room) before **August 18, 1989** and state that you are with the NCCC, Inc. Stampede.

The hotel is within **walking distance** of the Civic Center and Bill Stanley's.

Video Cameras Will Be Permitted for Friday Night Only.

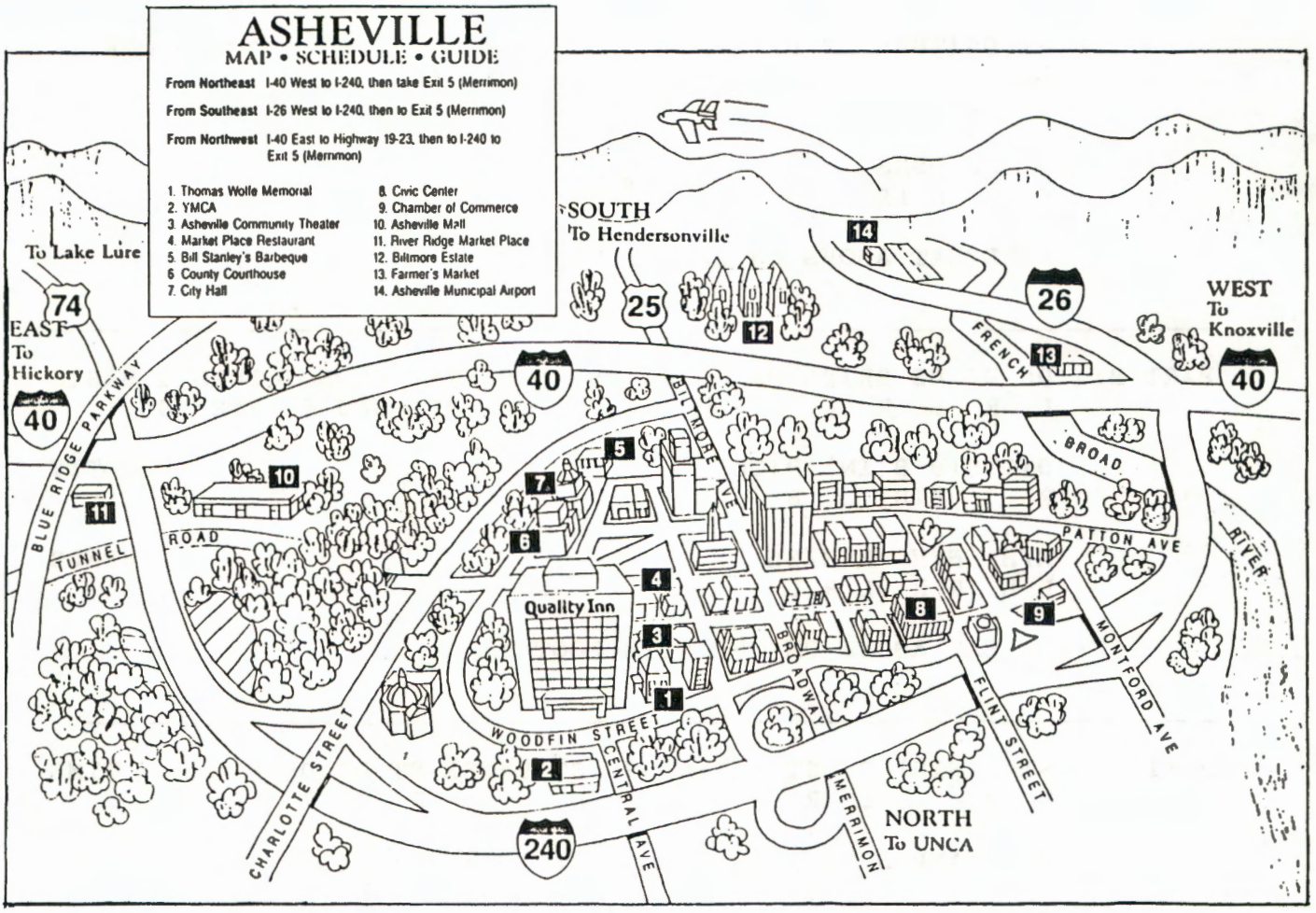

Registration — NCCC, Inc. Stampede

Name _____
Address _____
City _____
State _____ Zip _____
Phone _____

This form preregisters: Adult Dancers _____
Child Dancers _____ Spectators _____

Makes checks to:

North Carolina Clogging Council, Inc.
In Care of: Rebecca Troxell
Treasurer, NCCC, Inc.
P.O. Box 1095
Kernersville, NC 27284-1095

(919) 869-8545/279-3030

COMING TO AMERICA ADVANCED

RECORD BY: THE SYSTEM, ATCO RECORDS, 7-99320 SIDE A
CHOREO BY: MATT PEARSON, KANSAS CITY, MISSOURI (816) 358-5283
START: FIRST BEAT OF MUSIC

```
PART A:  DB(XIB) S(XIF) S S(IB)/SL RS                        HOT SHOE
         L       R      L    R     R  LR                    MOVING LEFT

         DSRS(IF) RS(OTS) S(IB)/SL                           WONDERFUL
         L RL     RL      R     R

         ST DS(TURN1/2 L) T/B T/B T/B T/H                    AUTOMATIC
         L  R             L R L L R L R L
         1  &2            e & a 3 e & a 4

         SL DS DSRS
         R  L  R LR

         **REPEAT ABOVE ON SAME FOOT**
```

```
PART B:  DS DS DS BR/SL DS RS RS RS    DS-RS  COWBOY TURN & BASIC
         L  R  L  R  L  R  LR LR LR    L  RS  360 R AFTER SL

         D(OTS)B B(IN) B(OUT)                                POTTY
         R     B B     B

         H/H  H/H  H H/SL                                    HEELS
         L L  R R  L R L

       **REPEAT ABOVE ON OPPOSITE FOOT**
```

```
PART C:  ST S(XIB) S  ST S(XIB) S  ST PAUSE ST DS DS RS      TIME
         L  R      L  R  L      R  L       R  L  R  LR

         DS STAMP H TWIST(O) TWIST(X) TWIST(O) H(OTS)        WOODY
         L    R   L   L        L         L     R
         &1   &   2   &        3         &     4

         SL DSRS/SL                                  TURN 1/2 R.
         L  R LR R

       **REPEAT ON SAME FOOT FACING BACK**
```

COMING TO AMERICA PAGE 2.

PART D: DS BR/SL DSRS BR/SL DS DSRS — ROCKIN CHAIR & BRUSH
L R L R LR L R L R LR — TURN 1/4 L 1/4 R

DS S(IB) S S S(IB) S ST — JOEY
L R L R L R L

DS K RS/SL — CHUG A ROCK
R L LR R — TURN 1/2 R

REPEAT ABOVE ON SAME FOOT TO FACE FRONT

SEQUENCE: A 1/2C B C B C D C A D C C C

HELLBENT HEAVEN — ADVANCED LINE
RECORD BY: BIG PIG, AM RECORDS, AM-3014 — TIME 3:33
CHROEO BY: MISSY PEARSON, K.C, MO (816) 358-5283
WAIT 8 BEATS
Began on Left foot

INTRO:	DB TWIST TWIST TWIST L B B B	(moving L)
	DS-DT(U) DS-DT(U) L R R L	(turn 1/4 L)
	REPEAT	
	ST-RS-ST-RS-ST ST-DS-DS-RS L RL R LR L R L R LR 1 &2 & 3& 4 5 &6 &7 &8	(forward than turn 360 on ST-DS-DS-RS)
	** REPEAT ABOVE TO FACE FRONT **	

PART A:	DS-D/HOP-TCH DS-D/HOP-TCH DS-D/HOP-TCH L R L R R L R L L R L R 1 e & a2 3 e & a4 5 e & a6	CANADIAN BASICS
	DB(B) DB(B) R L 7 8	
	DS-DS-DS-RS R L R LR	TRIPLE(turn 1/4 L)
	DS-DS-K(X)-K(O) L R L L	(TURN 1/4 L)
	** REPEAT PART A TO FACE FRONT **	

PART B:	DS-BR(X)-BR(O)-RS-DS-D(U)-RS-RS L R R RL R L LR LR	CONFUSION(move diagonally L) (turn 1/2 on ds-d(u)-rs-rs)
	DS-TCH-B/SL-TCH-B/SL-B/SL-B/SL-B/SL L R R L L R L R &1 &2 &3 &4 &5 &6 &7 &8	WALK-ITS(forward(diagonal)
	** REPEAT PART B TO FACE FRONT **	

PART C:	DS-RS DS-DS-RS L RL R L RL &1 &2 &3 &4 &5	BASIC & DOUBLE BASIC(diagonal R)

HELLBENT HEAVEN - page 2

```
        B(B)/SL-B(B)/SL-B(B)/SL                          (moving back
           R       L       R                             diagonally)
           &6      &7      &8

        DS-DS-DS-RS                                      TRIPLE(face
        L  R  L  RL                                      forward)

        ST-SCUFF(O)/H-SCUFF(B)/H-T/H-ST-DR/SL            PIGLET(turn
        R       L   R        L R L R L  B  R             1/2 L on t-st
        1       e   &        a 2 e & 3  &  4             dr/sl)

        ** REPEAT PART C TO FACE FRONT **
```

```
PART D: DS-RS-RS-RS DS-RS-RS-RS                          2 CHAIN STEPS
        L  RL RL RL R  RL RL RL                          (1 turn 360 L
                                                         2 turn 1/2 R)

        DS-DS-DS-DS                                      DOUBLE STEPS
        L  R  L  R                                       (forward)

        H/KLICK/S-RS H/KLICK/S-RS                        HEEL KLICKS
         B      R LR   B     R LR
         &      L &2   &     3 &4

       ** REPEAT PART D TO FACE FRONT **
```

```
ENDING: ST-ST                                            2 STOMPS
        L  R
```

SEQUENCE: INTRO A B C D *A C D A B C D C D ENDING

(NOTE: *A - ONLY DO 1/2 OF PART 'A' DO NOT TURN)

Shawn Douglas
Clarkston, GA
Adv. Buck Steps

```
            L    R     L   R     L    R   L     R    L   R   L
1st step: hop double-hop hop double-hop hop double-hop toe-hop
            &    a     1   &     a    2   &     a    3   e   &

  R    R   L   R    L    R    L    L   R     L   R     L
heel-step toe-hop heel-drag ball-step heel-drag ball-slide
  a    4   e   &   a     5    e    &   a     6   e     &
 R   L    R    L   R     L
toe-hop heel-drag ball-slide

 a   7    e    &   a     8
```

```
2nd step: (Thru whole step left foot drag-slides)
     R         R         R         R         R              R
double-up double-up double-up double-up double-double double-double
   &    1    &    2    &    3    &    4    &  a   5      &  a   6

      R            R
double-double double-up
   &  a   7      &    8
```

```
3rd step:    L    L     R   R     L    L    R      R   L     B_(BOTH)
           double-ball heel-ball heel-step double-step ball-slide
              &  a 1     e   &     a    2    &      3   &     4
 B    B    B    R     R     L     L     L
hop-cross hop-step-slide double-step-slide

 &    5    &    6    &     7     &     8
```

```
            L   R   L    R    L    R   L     R    L   R     R
4th step: hop-toe hop scuff-hop-step hop-double-hop ball-slide
            &   a   1    e  & a    2   &     a    3   &     4

   L    L    R   R    L    L   R    R    L   L
double-ball toe-ball toe-step ball-turn heel-up

   &    5    e   &    a    6   &    7    &   8
```

The Studio
997 Irwin Bridge Road
Conyers, Georgia 30207
(404) 292-1837

Telephone Pioneers of America
DECATUR/TUCKER COUNCIL

Lawson Clogging Studio and Dance Supplies
4205 First Avenue • Suite 300
Tucker, Georgia 30084
(404) 934-8882

ATLANTA, GEORGIA



Scotty's CLOGGING INVITATIONAL

AT THE WORLD CONGRESS CENTER

ALL PROCEEDS WILL BENEFIT THE

Brain Tumor Foundation for Children



JUNE 2 AND 3, 1989

INDIVIDUAL
DUO / DUET
LINE
PRECISION
SHOW

SATURDAY NIGHT CONCERT
AT THE FABULOUS FOX

Dance on stage with "Big Name" Performers

7-Ft. Trophy goes to the Grand Champion and the team that raises the most money for The Brain Tumor Foundation for Children

FOR MORE INFORMATION CONTACT:

Dieter Brown
(404) 491-8188

Scotty Bilz
Home (404) 294-0189
Work (404) 493-3750
Studio(404) 929-1837
Studio(404) 934-8882

Tandy Barrett
(404) 469-3949

STEPS BY SONJA SHEPARD - VAUGHN
MORRISTOWN, TENNESSEE
615-586-1064 or 581-4074

1. BREAKER

DOUBLE TOE STEP (R) DOUBLE TOE STEP (L) DOUBLE TOE PULL BACK & SLIDE FORWARD (R)
(LEFT TOE RAISES UP TO BALL); STEP (L) HEEL BRUSH UP TO TOE (R) STEP (R)
HEEL BRUSH UP TO TOE (L) STEP. (L)

2. MADOODLE

DOUBLE TOE BALL (BALL ON BOTH FEET) (R) HOP- TWIST TO RIGHT HOP CROSS- (R)
BEHIND (R) DOUBLE DOUBLE STEP (L R) ROCK STEP (L) ROCK STEP (R) TOE BACK (L) HEEL (R)
CHUG UP. (R)

3. TIMING STEP

DOUBLE TOE STEP (L) DOUBLE TOE CROSS OVER(WITH HEEL SNAP) (R L)
DOUBLE TOE OUT (WITH HEEL SNAP) (R L) STEP (R) HEEL STEP (L) HEEL STEP (R)
HEEL STEP (L) DOUBLE TOE STEP BEHIND (R) STEP (L) DOUBLE TOE BALL (R)
HEEL (L) HEEL (R) HEEL CHUG. (L)

4. GLIDER

DOUBLE TOE PULL BACK(LEFT FOOT SLIDES FORWARD) (R) STEP (L) DOUBLE TOE- (R)
BALL (R) DOUBLE TOE BALL(HOP ON BOTH BALLS) (L) DOUBLE TOE CROSS OVER (R)
DOUBLE TOE OUT (R) DOUBLE TOE CROSS OVER (L) DOUBLE TOE OUT (L) DOUBLE TOE- (R)
CHUG. (R)

5. TWISTER

DOUBLE TOE HOP ON BOTH BALLS TWIST LEFT & FRONT STEP FORWARD
R L
STEP FORWARD PULL BACK & EXTEND HEEL STEP DOUBLE DOUBLE STEP
L L R
STEP OUT STEP BEHIND STEP HEEL CHUG UP.
R L R L

6. QUICK STEP

DOUBLE STEP OUT SLIDE BACK TOGETHER HEEL OUT TOE BEHIND HEEL
R R R L R
HEEL CHUG UP.
R

7. BOUNCE STEP

TOE TOE BALL BALL
R L R L
CTS. & 1 & 2

8. QUICK TURN

DOUBLE TOE STEP BRUSH HEEL OVER DOUBLE DOUBLE OUT
L R R
DOUBLE DOUBLE OUT DOUBLE DOUBLE OUT DOUBLE OVER
L R R
PULL OUT TO TOE HEEL. (TURN 1/4 to left)
R L

9. STOMP

DOUBLE TOE STEP HEEL STEP HEEL STEP HEEL STEP HEEL STEP
L R L R L
STOMP FORWARD STOMP BACK STOMP BACK STOMP STOMP FORWARD
R L R L L
PAUSE HEEL STEP HEEL STEP HEEL STEP HEEL STEP CHUG UP.
R L R L L

10. TRAVELING STEP

DOUBLE TOE HEEL PAUSE TOE TOE BEHIND HEEL HEEL FORWARD
R R L
TOE TOE BACK HEEL HEEL FORWARD TOE TOE BACK HEEL HEEL FORWARD
L R R L
CHUG UP.
L

ROLL WITH IT

ADVANCED Line Dance (Steps and sequence)

Record: Roll With It by Steve Winwood Virgin 7-99326

Choreo: Jeff (DRIGGER) Driggs 2357 Harrison Ave. St. Albans, WV 25177 (304)727-2111

Wait 32 beats

PART A

```
L  DS          DS            S                H(F)     DS   S
R     DS(XIB)     Tch(XIB)  H(OTS)  T(XIB)  S     SL     R
   &1 &2       &3 &         4       5       &     6  &7 & 8
```

"Nylenda-Maggie" combination

```
L                T(XIB) DT              T(XIB)
R  T(XIB) DT              T(XIB) DT          SL
   &      1a &       2a &       3a &       4
```

Toe Doubles

```
L  DS   S     R
R     R    DS   S
```

2 Basics, turning ½ left to face back.

Repeat Nylenda-Maggie, toe doubles and basics to face front.

PART B

```
L  DS    DS    SL    B     B     B  H(F)
R     DS    BR    DT B  DT B DT B BO     SL
   &1 &2 &3 &  4  &a 5  &a 6 &a 7 &      8
```

Triple brush, twist (during twist, turn heels to right while on balls of feet.)

```
L  DS   S     R    S  SL      S SL
R     R    DS   S         S SL      S SL
   &1 & 2  &3 & 4  &  5  & 6  & 7  & 8
```

2 Basics, 4 Step Slides turning ½ left to face back.

Repeat Triple brush, twist, basics and step slides to face front.

PART C

```
L  DS    HOP         DT     Tch DS    HOP     H(F) S    SL
R     DT     Tch DS    HOP         DT     Tch S    H(F)    STAMP
   &1 a& a   2   &3 a& a   4   &5 a& a   6   &    7    &  8
```

3 Canadians & Switch Stomp

```
L                H(F) S    SL    DS                    H(F) SL
R  STAMP STAMP DS    H(F)    DS    CROSS OUT T(XIB) S
   1     2     &3    &    4  &5 &6 &     7          &    8
```

2 Stamps, Burton Shuffle, Brent Step (from Brent Montgomery)

PART D

```
L  DS         H       H BO S(OTS) BO BO S(OTS) BO BO SL
R     DT(XIF)  DT(X)  BO S(OTS)       S(OTS) BO BO
   &1 &a      2 &a   3 &  4      5  &  6      7  &  8
```

"Scotty-Potty" combination (from Bilz & Summey) Turn 360° left on beats 5 &

```
L  BO BO DT DT BO BO DT     DS   S    R
R  DT DT BO BO DT DT BO SL     R   DS   S
   &a 1a &a 2a &a 3a &a 4   &5 & 6 &7 & 8
```

Double-doubles, 2 basics Turn ½ to right on basics to face back.

Repeat Scotty-Potty, double-doubles and basics to face front.

SEQUENCE: A-B-C-D-A-B-C-D-B-D-A-B-C-D-A-B-½D(Don't turn)

TERMINOLOGY

DS	Doubletoe step	H	Heel(to keep beat - takes weight)
DT	Doubletoe	H(F)	Heel(in front - no weight)
R	Rock	BO	Bounce
S	Step	(F)	Front
SL	Slide	(XIB)	Across in back
B	Ball	(OTS)	Out to side
T	Toe (tip of toe)		

At Lawson's, we're dreaming up a

FUN·FITNESS
CLUB CLOG
FRIENDSHIP

CHRISTMAS



SWEATSHIRTS

WORKSHOP TOWEL

SHOE TOTE



Lawson Clogging Studio and Dance Supplies

The family place to dance for fun, fitness and friendship

Christmas Special

Personalize your garment with one name monogrammed, regular $5.00, now only $2.00 additional through December 10th.

Also Available:
CLUB CLOG note pads - 50 sheets colored paper, $2.00 per pad.

• Shoes • Taps • Shirts • Jackets • Petticoats • Gifts • Records • Shoe Care Products • Travel Totes.

4205 First Ave., Suite 300
Tucker, GA 30084
(404) 934-8882

Sweatshirt: Black with Pink/Aqua/Black screen printing. Sizes adult M, L, XL.

Tote: Navy with Pink/Aqua monogrammed CLUB CLOG logo, $15.00, of 50/50 fabric, 12 3/4" x 14".

Workshop Towel: White with Pink/Aqua monogram logo, 50/50 fabric, 11 12/" x 42".



LAWSON DANCE SUPPLIES

OH YEAH ADVANCED LINE DANCE

Record: "Oh Yeah" by Yello; Direct Hit Records, P.O. Box 110902, Nashville, TN 37222 (615)360-7609
Choreo: Chip Futrell, P.O. Box 565, Denton, NC 27239 (704)869-3333
Intro: Wait 8 beats. Start on the upbeat following the eighth beat.

PART A - 64 BEATS

# TIMES	STEP	DIRECTIONS
1	JUMP DR SL DS RS L&R L L R LR 1 & 2 &3 &4	"Jump Pump" Turn 1/4 right on the basic.
1	(aif) DT SL DR SL DS RS L R R R L RL & 1 & 2 &3 &4	"Scoop" Move left foot counter-clockwise.
1	ST DS DS RS R L R LR 1 &2 &3 &4	"Stomp Double" Move forward.
1	(if) DS DS HL DS L R L R &1 &2 &3 &4	"Break Step"

*REPEAT THIS SEQUENCE THREE MORE TIMES.

BREAK #1 - 16 BEATS

1	(xif) BA BA HL L R R & 1 &2	Snap arms out on beat 1 & turn 1/2 left on beat 2.
2	LEAN LEAN LEAN L R L 1 & 2	"Jazz" Shift weight accordingly.
2	DS	

*REPEAT THIS SEQUENCE ONCE MORE.

PART B - 64 BEATS

```
              (xif)              (xif)
1       DS   DS   DS   DS   DS   DS   DS   RS                  "Clog-Over Vine"
         L    R    L    R    L    R    L    RL                  Turn 360º right
         &1   &2   &3   &4   &5   &6   &7   &8                  on beat four.

              (ots)    (ots)
1       BA   TT   BA   TT   PA   SL   DS   RS   DS   DS   RS   "Rocky"
        R    L    L    R    L&R  L    R    LR   L    R    LR
        &    1    &    2    &    3    &4   &5   &6   &7   &8
```

*REPEAT THIS SEQUENCE THREE MORE TIMES.

PART C - 64 BEATS

```
                        (xib)    (unx)    (if)     (xib)
1       DT   BA   TP   BA   HL   BA   HL   BA   TP   BA   HL   "King Louis"
        L    L    R    R    L    L    R    R    L    L    R    (Missy Pearson)
        &    1    e    &    a    2    e    &    a    3    e    Move Forward.

        (unx)    (if)     (xib)    (unx)    (if)
         BA   HL   BA   TP   BA   HL   BA   HL   BA   TP
         R    L    L    R    R    L    L    R    R    L
         &    a    4    e    &    a    5    e    &    a

        (xib)    (unx)    (if)
         BA   HL   BA   HL   BA   BA   SL
         L    R    R    L    L    R    R
         6    e    &    a    7    &    8

              (xif)      (unx)      (ots)(xif)
1       DS   DT   SL   DT   SL   BA   BA   BA   SL   "High Horse"
        L    R    L    R    L    R    L    R    R    (Steve Smith)
        &1   &    2    &    3    &    4    &    5

        DS   DS   RS
        L    R    LR
        &6   &7   &8
```

*REPEAT THIS SEQUENCE THREE MORE TIMES.

PART D - 16 BEATS

```
        (xif)
4        DS   SL                                          "Double Slides"
         L    L                                           More forward.
         &1   &

1       DS RS                                             "Single Basic"
        L  RL
        &1 &2
```

PART E - 32 BEATS

1	DS SP SL SP SL SP SL L R L R L R L &1 & 2 & 3 & 4	"Burton Turn"
1	(xif) (ots)(xif) ST DS BA PA ST ST R L R L&R L R 1 &2 & 3 & 4	"Rocket"

*REPEAT THIS SEQUENCE THREE MORE TIMES.

BREAK #2 - 8 BEATS

2	LEAN LEAN LEAN TT CLAP L R L R L&R 1 & 2 3 4	from "Respect Yourself" (Simone Nichols)

ENDING - 16 BEATS

*DO 14 BEATS OF BREAK #1 AND THEN ADD:

1	(xif) ST DS L R 1 &2	"Bow"

SEQUENCE: A, BREAK #1, B, C, D, BREAK #1, E, D, BREAK #2, C, D, ENDING

ABBREVIATIONS

DR: drag
SL: slide
DS: double step
RS: rock step
DT: double toe
ST: step
HL: heel
BA: ball
TT: toe
PA: pause
TP: tap
SP: stamp
(aif): around in front
(if): in front
(xif): cross in front
(ots): out to the side
(xib): cross in back

O.Y. P-3

SUPER ADVANCED LINE DANCE: NEW SENSATION: BY: (INXS).
CHOREO: CHIP WOODALL
720 HEARD AVE.
AUGUSTA, GA. 30904

SEQUENCE: A A B A A C D D A A B A A C D D D D A A 1/2B A A C D D
C D

PART A: SAMANTHA TURNING FULL LEFT

STEP HB HS SLIDE STEP HB HS MOVING FORWARD.
R LL RR R L RR LL

DS DS KICK RS SLIDE 1/2 TURNING LEFT
R L R RL L

PART B: DS RS DBL BNC BNC CHUG DS HH BB HS HH BB HS
R LR L L(XIB) L L RL RR LL RL RR LL

JAZZ MOVE: TWO BASIC BUCKS ARMS UP-side-KNEES

SPIN LEFT WITH H H STEP
R L L

PART C: FOUR BASIC BUCK STEPS TURNING 1/4 LEFT.

PART D: NEW SENSATION STEPS:

DALE DBL: DS DS DS(XIB) TB HS SLIDE DBL BNC DBL BNC
R L R LL RR R L L R L

DBL BNC(XIB) H STEP
R R&L R&L R

PARROTT'S DBL: DS HB T(XIB) UP BRUSH UP BALL BNC
L RR L L L L L R&L

T(XIB) UP BRUSH UP BALL BNC H(OTS)
R R R R R R&L L

B T(XIB) H(OTS) CHUG DS 1/2L. T(XIB) STEP
L R R R R L L

STEVENS STOMPERS

BUCK TAPS®

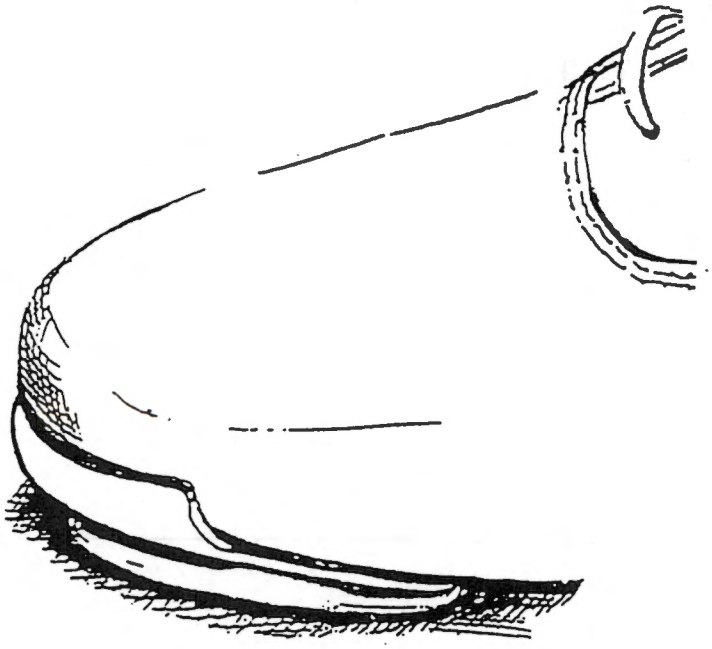

with an over the Toe Flange

Still- with our long wearing construction

Still- with our ironclad, no nonesense "if it breaks or cracks we will replace it or refund your money" Guarantee.

Each set containes 2 Toes & 2 Heels

Nail on	
Cat. No. 447 ladies/child	$11.50/set
Cat. No. 448 Mens	$12.00/set
Glue on	
Cat. No. 347 ladies/ child	$11.50/set
Cat. No. 348 Mens	$12.00/set

DEALER INQUIRES WELCOME !!!



EVERYTHING FOR

CLOGGIN'

TAPS • SHOES • TEACHING FILMS
COSTUMES • JEWELRY • GIFTS • RECORDS

PO BOX 60 • MOORESTOWN, NEW JERSEY 08057
(609) 751-1332 • (609) 235-9468 • TOLL FREE 1-800-722-8040

YOU DROPPED A BOMB ON ME

CHOREO: LYNNE GOODE
INTERMEDIATE LINE DANCE (HIGH)
WAIT 16 BEATS

MERCURY RECORDS 884662-7
RECORDED BY: GAP BAND

JAZZ INTRODUCTION

PART A:

DSRS DS (XIB) DS DS (XIF) DS RS RS (HAND MOVEMENT ON RS,RS)
LRL R L R L RL RL

REPEAT TO OTHER SIDE

DS DS DS KICK RS KICK RS DSRS (CLAP ON THE KICKS)
L R L R RL R RL R LR

DS TCH SL TCH SL TCH SL (CLAP ABOVE YOUR HEAD ON TOUCHES) MOVE TO LEFT ON FIRST ONE

REPEAT TO RIGHT

PART X: WHICH IS CHORUS #1

DS SLIDE FOOT DS DS DR/SL DR/SL HOP HOP SL DSRS DSRS HEEL AROUND DS DS TURN 180)
L R L R R L R L L R

PART B:

DS DBLE OVER DBLE OUT TOE TOE BL DBLE BL DBLE STEP TOE BL DBLE TOE HEEL HEEL SL
L R R R R R L L R R L L R R L L R

TRIPLE TURNING 180 CR BR BR OUT STEP SL
L R R R R

REPEAT TO THE BACK (TURNING TO BACK)

PART Z: CHORUS #2

1 CANADIAN BASIC PUSH OUT STEP
L R R
CHICKEN STEPS GOING FORWARD BEGINNING WITH LEFT FOOT

JAZZ STEPS AND TURN TO BACK

REPEAT THIS SECTION FACING BACK

SEQUENCE:

A X B Z A X X B Z Z A X B JAZZ STEPS OFF

ADVANCED STEP DANCING

STEPS BY: JUDY WAYMOUTH
R.R.#4 STRATFORD, ONTARIO N5A 6S5

RECORD: ANY REEL OR BREAKDOWN IN 2/4 TIMING
for example (i) FIDDLER'S JAMBOREE
(ii) GRAVEL RUN
AVAILABLE AT CARL'S CLOGGING SUPPLIES

1.THE CHALLENGER:

```
HOP  DT  HOP  SKUFF  HOP(XIF)  DT  STEP  STEP  FLAP  FLAP
 L   R    L    R      L       R    R     L     R     L

DT  HOP  STEP(XIB)  STEP(XIF)  STEP(XIB)
R    L     R          L          R

DT  HOP  TOE(XIB)  HOP  STEP(XIB)      DT  HOP  STEP(XIB)
L    R     L       R    L              R   L    R

DT  HOP  STEP(XIB) STEP(XIF)  STEP(XIB)
L    R     L        R          L

DT  HOP  TOE(XIB)  HOP  STEP(XIB)     DT  STEP  STEP  FLAP  FLAP
R    L     R       L    R            L   L     R     L     R

DT  HOP  TOE(XIB)  HOP  STEP(XIB)
L    R     L       R    L

DT(XIF)  CH.FT.  TOE(XIB)  CH.FT.  SLAM
R          R       L         L      R
```

2. CLICKING HEELS:

```
HOP  DT  HOP  DT  HOP  STEP  (TURN 1/4 LEFT, FEET SLIGHTLY APART)
 L   R    L   R    L    R

CLICK HEELS TOGETHER     STEP  STEP
     BOTH                 R     L

CLICK HEELS TOGETHER     STEP  STEP
     BOTH                 R     L

STEP  STEP  (RAISING KNEES IN AIR)
 R     L

DT  STEP  STEP  FLAP(XIF)  TOE(XIB)
R    R     L     R          L

CH.FT.  DT  STEP  STEP(UNCROSS, TURN 1/4 RIGHT)
  L     R    R     L
```

REPEAT ABOVE USING OPPOSITE FOOTWORK

3. FOUR SHUFFLES:

```
HOP  DT  HOP   DT  HOP(XIF)  DT  HOP(UNCROSS)  DTS(XIB)
 L   R    L    R    L        R    L             R

DT  HOP  DT  STEP(XIB)  STEP(XIF)  STEP(XIB)
L    R   L    L          R          L

DT  HOP(UNCROSS)  DT  HOP(XIF)  DT  HOP  DT  HOP  STEP
R    L            R    L       R    L   R    L    R
```

REPEAT ABOVE USING OPPOSITE FOOTWORK

4. BROKEN ANKLE:

```
HOP  DT  HOP    HOP  DTS(XIB)-BREAK(XIF)
L    R   L      L    R         L

STEP(XIF)-BREAK(XIB)  STEP(XIB)
 L          R          R

DT  HOP(UNCROSS)  DT  HOP  TOE(XIB)  CH.FT.
L    R            L    R    L         L

DT  HOP(UNCROSS)  DT  HOP  TOE(XIB)  CH.FT.
R    L            R    L    R         R

DT  HOP  STEP(UNCROSS)
L    R   L
```

REPEAT ABOVE USING OPPOSITE FOOTWORK

GET IT

ADVANCED LINE DANCE
RECORD: Get It by Stevie Wonder and Micheal Jackson MOTOWN 1930MF
CHOREO: Brent Montgomery 4967 Dixie Highway Franklin, OH 45005 (513)424-4499
Jeff (DRIGGER) Driggs 2357 Harrison Ave. St. Albans, WV 25177 (304)727-2111
a bubby-bubby production

WAIT 8 BEATS

Intro 16 beats - thigh slap, shoulder shrugs, Hawkins County Slur, get it-get it-get it

PART A

L	S	S	S		DS	H	H	BO(F)	BO(B)
R	R	R	SK	S(F)	*H	H	H	BO(B)	BO(F)
	1 &	2 &	3 &	4	&5	a & a	6 &	7	8

"Get it" from Burton Edwards of Maggie Valley, NC
turn ¼ to left on skuff step

L	DS(XIF)		S(XIB)	SL	DS	R
R	S	S(XIB)	SL		DS	DS S
	1 &2	&	3 &	4	&5	&6 &7 & 8

Devil step, Triple
Turn ¼ right on Devil step
Turn ½ right on Triple to back

REPEAT "GET IT", DEVIL STEP AND TRIPLE TO FACE FRONT.

PART B

L	DS	S	R	DS	HOP	HOP	HOP	HOP	T(XIB)
R	R	DS	S	SK	BR(B)	T(XIB)	SK	BR(XIF)	S SL
	&1 &	2 &3 &	4 &5	a &	a 6	a &	a 7	a & a	8

2 Basics, Skuffit

L	DS	S	S	CLICK-HEELS	S	S	S	S
R	R(XIF)	R(OTS)	CLICK-HEELS		R(XIB)	R(XIF)	R	S SL
	&1 &	2 &	3 &		4 &	5 &	6 & 7 & 8	

Heel Click from Bobby Revis of NC.
Turn ½ to left on beats 5 - 8

REPEAT 2 BASICS, SKUFFIT AND HEEL CLICK TO FACE FRONT.

PART C

L	S	S	S		S	KICK(F)	Tch(XIF)	DT	DT	BO(XIB)	BO	SL
R	R	R	R(XIB)		DS			BO	BO	BO(XIF)	H(F)	
	1 &	2 &	3 &	4	&5	&		6a	&a	7	&	8

Burton's Jazz
Starting with left
Shrug shoulders on
S R S R S R(XIB) S

L	DS	R	DR	S	DR	S
R	DS	DS	S		DR S	DR S
	&1	&2 &3 & 4	&	5 &	6 &	7 & 8

Triple, 4 Drag Steps
Turn ½ left on drags - put hands up on each drag

PART D

L	DS	DR		SK	BR(B)	S	DR		SL
R	SK	BR(B)	S	DR		SK	BR(B)	Tch(XIF)	SL
	&1 a &	a	2 a &	a	3 a &	a	4	&	

Cont. next line
Note: beat 5 is a pause.

L	CLICK-HEELS	BO	SK	BR(B)	S	H(F)	S
R	CLICK-HEELS	BO	S HOP		T(XIB)	S	
5	a	&	6 a &	a	7 a	& a	8

"Magic Step" from Brent
Watch your timing...
This is tough!!!!

L	DS	R	DS	R	R
R	DS	DS	S	DS	S S
	&1	&2 &3 7	4	&5 &6 &	7 & 8

Triple, Fancy Double
Turn 3/4 to right on triple

REPEAT MAGIC STEP, TRIPLE AND FANCY DOUBLE THREE MORE TIMES TO FACE ALL FOUR WALLS. (TOTAL 4)

NOTE: Buck styling can be added to rock steps by doing toe-ball heel-step
R R L L

SEQUENCE: INTRO-A-B-B-C-D-A-B-B-C-D-A-D

STREETS OF BAKERSFIELD ---- By: DWIGHT YOAKAM & BUCK OWENS

CUED BY: BURTON EDWARDS

WAIT 18 COUNTS THEN BEGIN WITH VOICE

PART A

STOMP (L)
CROSS-OVER KICK (R)
BASIC (L)
2 CHUGS (R,L)
3 SIDE ROCKS & CHUG (L) MOVE LEFT
DTS (L)
2 CHUGS (R,L)
DTS (L)
KARATE KICK TURN (R) TURN LEFT
BASIC (R)
DTS (L)
KARATE KICK TURN (R) TURN LEFT
BASIC (R)
DTS (L)
2 CROSS WALK BASICS (R) MOVE LEFT
3 DTS (L,R,L)
3 SIDE STEPS & CHUG (L) MOVE RIGHT
BASIC (L)
3 CRAMPLE STEPS, ROCK STEP
BASIC (R)
2 CROSS BRUSH STEPS (L,R) FRONT
3 CROSS BRUSH STEPS (L,R,L) BACK
CROSS BRUSH STEP (R) FRONT
STEP, STEP (L,R)
3 STOMPS (L,L,L) IN BACK

PART B

3 DTS HEEL UP (L,R,L,R) MOVE LEFT
3 DTS HEEL UP (R,L,R,L) RIGHT ¼ TURN
3 DTS HEEL UP (L,R,L,R) LEFT ¼ TURN
2 DTS, BASIC (R,L,R) MOVE FORWARD
DTS ROCK STEP, ROCK STEP, ROCK STEP MOVE LEFT
DTS ROCK STEP, ROCK STEP, ROCK STEP MOVE RIGHT
3 BASICS (L,R,L)

PART C

3 DTS, CHUG (R,L,R,L)
3 DTS, CHUG (L,R,L,R)
3 DTS (R,L,R)
2 CHUGS (L,R)
TRIPLE (R) TURN RIGHT
3 DTS (L,R,L)
2 CHUGS (R,L)
TRIPLE (L) TURN RIGHT
2 BASICS (R,L)

SEQUENCE: A,B,C,A,B,A
END A AFTER CRAMPLE STEP AND BASIC

ADVANCED STEPS

Ginger Petty, 2361 Three Bars Dr., Snellville, GA 30278

Two-Way

&	1	& 2	& 3	& 4	&5	&	6	&	7	&	8
DS	HEEL	ST	T-SL	T-SL	DS	DS	HEEL -	HEEL	HEEL -	HEEL	SL
R	L	L	R	L	R	L		R		L	R

Niki

&1	&	2	&	3	&	4	&5	&6	&7	& 8
DS	TOE	HOP	TOE	HEEL -	HEEL	SL	DS	DS	RS	T-SL
R	R	L	L	L		R	L	R	LR	L

Gigger

1	&	2&	3&	4	&5	&6	&	7	&	8
BOUNCE	BOUNCE	DT(XIF)	DT(OTS)	SL	DS	DS	HOP	DS	T-BALL	SL
L&R	L&R	R	R	R	L	R	L	R	L	L

Weekend

&1	&	2	& 3	& 4	&5	&	6	&	7	&8
DS	HEEL-ST		T-SL	T-SL	DS	ROCK-HEEL-STEP			TOE-SL	DS
L	R		L	R	L	R	L	R	R	L

Monday

&1	&	2	&3	& 4	& 5	&6	&7	& 8
DS	HEEL	SL	DS	T-SL	T-SL	DS	RS	T-SL
L	L		L	R	L	R	LR	L

Geeper

&	1	&	2	&	3 &	4 &	5	&	6 &	7	&8
	BOUNCE	BOUNCE	DT	DT	T-H	SL	DT	DT	T-SL		RS
	L&R	L&R	R	R	R-L	R	L	L	L		RL

TENTH ANNUAL



OCT. 5-6, 1989

CIVIC AUDITORIUM
300 West Water Street
Jacksonville, Florida
(next to the Jacksonville Landing)

BEGINNER - INTERMEDIATE - ADVANCED - BUCK - STEPS - CRITIQUE HALL
EXHIBITIONS, SYLLABUS, RECORDS, AWARDS, VENDORS

FRI - 1PM-11PM
SAT 9AM-11PM

Sponsored by
J-VILLE CLOGGERS
Sanctioned by FCC

THEME:
MARDI GRAS

PLAQUES WILL BE PRESENTED TO: (excluding J-Ville Cloggers)
Group participating in Exhibition traveling the longest distance
Group with the most members participating in Exhibition
Individual clogger traveling the farthest (with proof of distance)
Youngest exhibitioning clogger
Oldest exhibitioning clogger

EARLY REGISTRATION PRIOR TO 9-20-89		AT DOOR
ADULT DANCER	$15.00	$20.00
12 YRS/UNDER	$10.00	$15.00
SPECTATOR	$ 6.00	$ 8.00

GUEST INSTRUCTORS

Watch for Instructors on future announcements

FOR MORE INFORMATION PHONE 904-642-4222. All tickets will be held for pickup at the door. All Instructors/Directors wishing to exhibition or teach must send, in advance, their written request to Sally Thompson, 1560 Grove Park Blvd., Jacksonville, Florida 32216.



Pat Auten

Pitty-Pats
Custom Embroidery, Inc.

Meistergram Computerized Monograms
Shirts - Jackets - Hats - Linens
Robes - Ties - Handbags
& Much More

4016 B Wilkinson Blvd.
Charlotte, N.C. 28208
704-394-5458

Specializing in Logos & Designs

Teaching Clogging

The complete book for all Clogging Teachers
also useful for the dancer

by: Lois Elling

(12 years teaching experience)

This book includes almost 200 pages of:

- General teaching methods
- How to teach basic movements and steps
- Class outlines
- How to write dances and routines
- How to teach and cue a dance
- Doing Exhibitions

and much, much more...

To Order:
Send $20.00 plus $1.75 postage & handling
(Canada or 1st Class: $3.00) to:

Riverboat Records
16000 Marcella St.
San Leandro, CA 94578
(415) 278-8621

Please allow 4 weeks for delivery.

➪**Also available: Cued Dance Tape – $8.00**
Has music for 7 Clogging dances from the book (beginner to intermediate), with and without cues.

LOUIE, LOUIE

BY THE KINGSMEN
ORIGINAL SOUND OLDIES BUT GOODIES(SINGLE SERIES) OBS 4517

CHORE: PAT SKINNER BOSHE

CUE	CRE,	STEP	PART	BTS.	INSTRUCTIONS
			A.	32	
SINGLE PUMPS					DS DR SL CLAP CLAP ON SL'S REPEAT 3 MORE TIMES ALT.
TOUCHES					L L L
FLEA FLICKERS					+a1+ 2
					DS TCH(OTS) H TCH(XIF) H TCH(OTS) H D(B) SL D(B) ST(XIB)
					L R L R L R L R L R R
					+a1+ 2 + 3 + 4 +a 5 +a 6
					D(B) SL D(B) ST REPEAT ABOVE 16BTS. START W/R
					L R L L
					+a 7 +a 8
			B.	32	
TRIPLE PUMP					DS DS DS DR SL(MOVE FORWARD) D(XIF) H D(OTS-TURN¼ L)
CROSS SWEEP					L R L L L R L R
COLLINS					+a1+a2+a3+ 4 +a 5 +a
MISSY GO					H RS BR(F) SL DS SL DS SL DS(MOVE FORWARD)
					L RL R L R R L L R
					6 +7 + 8 +a1+ 2e+3 +a4
MULE					DS SL(R LEG STR.-B) DR(R LEG BENT -B) SL(R LEG STR.-B)
LEDFORD					L L L L
					+a1+ 2 +
					DR(R LEG BENT -B) ST SL(TURN¼ L)REPEAT ABOVE 16BTS.
					L R R START W/L AGAIN
					3 + 4 BUT FACE BACK WALL
			A.	32	
			B.	32	
			A.	32	
			C.	64	
GRAPEVINE					DS(OTS) DS(XIF) DS(OTS) DS(XIB) DS(OTS) DS(XIF)TURN¼ L
					L R L R L R
TOM TOM					+a1 +a2 +a3 +a4 +a5 +a6
SKINNER					DS RS STAMP DR RS STAMP DR RS STAMP DR RS DS(XIF) SL
					L RL R L RL R L RL R L RL R R
					+a7+8 1 + 2+ 3 + 4+ 5 + 6+ 7e+ 8
			B.	32	
			D.	8	
BASICS					DS RS (TURN¼ to L) REPEAT 3 MORE TIMES ALT.
					L RL
					+a1+2
			A.	32	
			END	17	
TOUCHES					DS TCH(OTS) H TCH(XIF) H TCH(OTS) H D(B) SL D(B) ST(XIB)
FLEA FLICKERS					L R L R L R L R L R R
					+a1+ 2 + 3 + 4 +a 5 +a 6
					D(B) SL D(B) ST(XIB) REPEAT ABOVE 8BTS. START W/R
					L R L L
					+a 7 +a 8
					ST(XIF)
					L
					17

TRAIN OF LOVE

ADVANCED LINE
FAST & PEPPY

Artist: Greg Lee
Choreo: Steve Smith
Label: CGS Records

INTRO: Wait 16 beats

A

2 BASICS
1 MARTHA DS-HB-FL-BOTH BALLS-OUT ON BOTH HEELS-DRAG IN-SL
L R R LR LR LR R

[1/4 L]
2 BUCKING HORSES DS-KICK-SL-DTB-BA-SL (REPEAT ON OTHER FOOT)
L R L R L L

REPEAT PART A

B

[MOVING RIGHT]
2 DOUBLE LICKS DS-DT-SL-DT(OUT)-ROCK-STEP(XIF)
L R R R L

REPEAT MOVING LEFT

1 LORI DS-DT-H-DSRS (360 degrees left)
L R R

1 CABOOSE DS-HB(XIF)-BA-HB-HB(XIF)-BA-SL
L R L R L R R

2 DOUBLE LICKS
[-----MOVING BACKWARD------]
1 BACKWARD BREAK DT-SL-DR-STEP-DT-SL-DR-STEP(XIB)/BREAK-FL-BA-SL
L R R L R L L R L R R R

1 BURTON SLIP DT-KICK-KICK-SL
L R L R

C

4 HIGH HORSE SPECIALS DS-DT(XIF)-SL-DT(X)-SL-BA(OUT)-STEP(XIF)-
L R L R L R L

[1/4 L]
BA-SL-DTB-HB-BA/FL-BA-SL
R R L R L R R R

1 POSSUM DR-STEP-DR-STEP---BA-SL-BA-SL-BA-SL-BA-SL
R L L R L L R R L L R R
& 1 & 2 & 3 & 4 & 5 & 6

ENDING: 2 BASICS & 1 MARTHA

SEQUENCE: A-B-A-B-A-C-A-B-A-ENDING

To order record: Chrwil Publishing Co.
P.O. Box 1169
King, NC 27021
919-983-4517

I SHOULD BE SO LUCKY BY KYLIE MINOGUE

INTERMEDIATE LINE DANCE
CHOREO.: RICKEY JOE-A.C.A.
WAIT 32 BEATS

1-HEEL VINE DS-DS(XIF)-DS(UNX)-DS(XIB)-ROCK-HEEL(PIVOT L)-STEP-
DSRS L R L R L R L
R (TURN 3/4 L)

1-THUMPER STOMP-ROCK-ROCK-STOMP-ROCK-ROCK-STOMP A
L R L R L R L

1-TRIPLE (TURN 3/4 L)
REPEAT ABOVE TO FACE FRONT.

1-SCOOT DS-SL-RS-SL-RS (MOVE FORWARD)
L L RL L RL

1-TRIPLE SLIDE (TURN 3/4 R) B

2- AIRPLANES DT-BRUSH-SL-DSRS (ON 2ND AIPLANE TURN 1/4 L)
REPEAT ABOVE TO FACE FRONT.

1-DOROTHY DS-DT(XIF)-DT(OTS)-DR-SL-DR-BALLS(HEELS OUT)-
L R R L/R L/R L/R L/R
BALLS(CLICK HEELS)-HEELS-HEELS(CLICK TOES)-
L/R L/.R L/R
HEELS(TOES OUT)-RS C
L/R LR

1-KARATE KICK (TURN 1/2 L)

1-FANCY DOUBLE
REPEAT ABOVE TO FACE FRONT.

BRIDGE: 16 BALL-HEELS (8 TURNING L 360, 8 TURNING R 360)

SEQUENCE: A, B, C, A, B, C, A, BRIDGE, B, C, C, 1/2C(END WITH 1ST FANCY DOUBLE TO FRONT).

GET OUTTA MY DREAMS, GET INTO MY CAR

Intermediate-Advanced

RECORD: BILLY OCEAN, JS1-9678 ARISTA RECORDS
CHOREO: JUDY WAYMOUTH
R.R.4 STRATFORD, ONTARIO N5A 6S5
RES: 519-271-5504 BUS: 519-273-1888

WAIT UNTIL AFTER WHOO, 3 QUICK BEATS

INTRO:

STOMP DOUBLE	STOMP		DS		DSRS		
	L		R		L	RL	
FANCY DOUBLE	DS	DS	RS	RS			
	R	L	RL	RL			

Repeat all of the above using opposite footwork.

PART A:

LITTINGTON	DS	DRAG	STEP(XIB)		DS	RS(XIF)	
	L	L	R		L	RL	
	HOP	TOE	HOP	HEEL	CHUG	DSRS	
	L	R	L	R	L	R	LR
	DS	DT-FLANGE		BALL	HL	HOP	HL
	L	R	L	L	R	L	R
	CHUG	DS	DS	RS	RS		
	L	R	L	RL	RL		

Repeat all of the above using opposite footwork.

PART B:

ALABAMA	DS	DT	SL	TOE(B)	SL	BR	SL
	L	R	L	R	L	R	L

BASICS DSRS DSRS Turn 1/4 left on each
R LR L RL

Repeat all of the above using opposite footwork but continue turning in same direction.

PUSH OFFS	DS	RS	RS	RS	Move left.
	L	RL	RL	RL	
	DS	RS	RS	RS	Move right.
	R	LR	LR	LR	

MODIFIED KARATE	DS KARATE KICK RS CHUG L R RL L	Turn 1/2 left.
2 KICKS	DS CHUG DS CHUG R L	Turn 1/4 left on each.
STOMP DOUBLE	STOMP DS DSRS R L R LR	

PART C:

STIFF	DS DT(OTS) SL RS L R L RL	
OHIO	DS STEP(XIF) STEP(XIB) STEP(UNCROSS) R L R L	
	HL(OTF) STEP(XIB) PULLING ACTION RS R L RL	
FLEAFLICKERS	DT-SL DS(XIB) DT-SL DS(XIB) R L R L R L	
BASICS	DSRS DSRS R LR L RL	

Repeat all of the above using opposite footwork.
Repeat all of the above a third time but end with a Triple instead of a 2 Basics.

PART D:

HEY, HEY, YOU, YOU.	STAMP(FRWD) STOMP STAMP(FRWD) STOMP L L R R	
	STOMP DS RS RS L R LR LR	
ROCKING CHAIRS	DS BR-SL DSRS DS BR-SL DSRS L R L R LR L R L R LR	
	DS BR-SL DSRS DS BR-SL DSRS L R L R LR L R L R LR	
	Turn 1/4 left on each.	

BRIDGE:

```
SCOOP &        DT(XIF)-SL  CHUG  DSRS    DT(XIF)-SL CHUG  DSRS
BASIC           L       R    R   L RS     R       L  L    R LR

STOMP          STOMP RS   STOMP RS
BASIC            L   RL     R   LR

4 DS           DS  DS  DS  DS
                L   R   L   R
```

SEQUENCE:

```
INTRO
A B C D
A B C D
BRIDGE
A B* C & 3 EXTRA HEY HEY YOU YOU'S, D

* ADD 4 BASICS
```

Button Off My Shirt

Intro:

dts heel step rock-step step chug
L R L R L R L
dts dts rock-step rock-step
L R L R L R

Repeat.

Part A:

stomp dts step dts step-drag kick-step up-step
L R L R L R L
kick-step-rock-step
R L R
dts dts dtsrs (turn 1/2 left) dt-around-chug dtsrs
L R L R R

Repeat.

heel heel heel heel dts dt-back-toe-heel-chug
L R L R L R R L L
dt-up dtdown dt-up dt-down dts dtsrsrs
L R L R

Part B:

stomp dts step-heel heel-step stomp dtsrsrs
L R L R R L R
dts step(side)-step (turn 1/4 left) dtsrs
L R L R
dts step(side)-step (turn 1/4 left) dtsrs
L R L R

Repeat.

Part C:

dts dt-back touch-toe(back) touch-toe(front)
L R R R
dts dt-up(turn 1/2 right) step chug
R L L R
dts dt-back touch-toe(back) touch-toe(front)
R L L L
dts dt-up(turn 1/2 left) step chug
L R R L

Brige:

dts dts dts dts dts dts dtsrs
L R L R L R L
dtsrs dtsrs (turn around left) dts chug dtsrs
R L R L L
dts dts dts dts dts dts dtsrs
R L R L R L R

Sequence: Intro A.B.C.A.B.C.C.Brige.C.B. 3/4 of B

Dale Helms - 1988

OLDIES

DOWN THE ROAD / MOUNTAIN PASS — Intermediate Line Dance

Dan Fogelberg, Epic 34-05446
from the album "High Country Snows" Epic FE39616

Choreo: Jeff Driggs, St. Albans, WV (304)727-2111
plus unmistakeable contributions by SIMONE!

Intro

L	DTS		H		H		H		H		H		H
R		DT(XIF)		DT		DT(XIF)		DT		T(B)		DT		T(B)

Repeat on right foot.

Part A

L	DS			DS			DS		R	R
R		DS(XIF)			DS(XIB)			DS	S	S

4 DS, Fancy Double Moving to left

L	DT		Scoop		DS	B(Toes pointed out)	B(toes pointed in)
R		H		H		B(Toes pointed out)	B(toes pointed in)
	&a	1	&	2	&3	&	4

L		DS	S	SL
R	STOMP		R	BR
	5	&6	& 7	& 8

Simone's Scoop

4 DS, Fancy Double moving to the right.

L		DS(XIF)	S		S	SL	R	BR
R	STOMP		S	S(XIF)	H(F)	DS	S	SL
	1	&2	& 3	&	4	5 &6	& 7	& 8

"My Way" from Jeff Parrott of Nonesuch, KY

Part B

L	DT(B)		BR		DS	S		H		SL	R
R		H		SL		R	DT(B)		BR		DS	S

L	DS					H	BR	DS	R	R
R		Kick(B)	turn ½ L			DS	SL	DS	S	S

Karate Kick, Fancy Double

Repeat all of Part B to face front.

Part C

L	DS	DS	DS	SL		H	SL
R		DS	DS	BR	Tch(XIF)		

Moving forward 45 to right

L		DS	R	DS		H	H(F)
R	DS		DS	S	H(F)	DS	H

Triple, Heel Touches Backing up.

Repeat Part C moving up and back 45 to left.

Part D

4	L	DT		Scoop		DS	S	R(turn ½ R)	R		BR	
	R		H		H	R	DS		S	S		SL
		&a	1	&	2	&3 &	4 &5 &		6 &	7	&	8

Repeat to face all 4 walls.

Ending

L	DT(B)		BR		DS	S		H		SL	R	DS		DS	S
R		H		SL		R	DT(B)		BR		DS	S		DS	R

Beginning of Part B, triple

L		DS(XIF)	S		S	SL		S		S	SL
R	STOMP		S	S(XIF)	H(F)		DS(XIB)		S(XIF)			
	1	&2	& 3	&	4	5 &6		& 7		&	8

"Laura's Way" -Jeff Parrott

Sequence: Intro - A - B - C - D - A - B - C - A - B - Ending



Record:"Bit By Bit" by Stephanie Mills; MCA Records MCA-52617;time 3:25
Choreo:Chip Futrell,P.O. Box 565,Denton,N.C. 27239 704/869-3333
Intro:Wait 16 beats.Start on the left foot.

PART A - 16 BEATS

# TIMES	STEP	DIRECTIONS
2	DS RS DS BR SL DS RS DS KK L RL R L R L RL R L &1 &2 &3 & 4 &5 &6 &7 &8	Turn ½ right on the kick (beat 8).

PART B - 32 BEATS

(xif)(unx)(turn ½)

1	DS DS DS BA HL ST DS L R L R R L R &1 &2 &3 & 4 &5 &6 DS RS L RL &6 &7	Move left on the first 3 double steps and turn ½ right on beat 4.
2	DS RS	Move forward.
1	DS DS DS RS R L R LR &1 &2 &3 &4	one triple basic - do in place.

*REPEAT THIS SEQUENCE ONCE MORE

PART C - 36 BEATS

2	DS DS DS BR SL L R L R L &1 &2 &3 & 4	Do forward.
2	DS BR SL L R L &1 & 2	Do in place.
1	DS RS RS RS L RL RL RL &1 &2 &3 &4	one Chain Stomp - turn ½ left

*REPEAT THIS SEQUENCE ONCE MORE STARTING ON THE RIGHT FOOT & TURN RIGHT.

2	DS RS	Do in place.

PART D - 48 BEATS

2	DS DT DT HL HL HL ST L R R R L R R &1 &2 & 3 & 4 &5 DS DS RS L R LR &6 &7 &8	"Scotty"(Scotty Bilz) Turn 3/4 right on the last 4 beats.
2	DS RS	Move forward.
1	DS DS ST ST DR SL L R L R L&R L&R &1 &2 & 3 & 4	"Simone Stomp"(Simone Nichols)

*REPEAT THIS SEQUENCE ONCE MORE TO FACE THE FRONT.

BRIDGE - 8 BEATS

# TIMES	STEP	DIRECTIONS
4	DS RS	Move forward.

SEQUENCE

PART A
PART B
PART B
PART C
PART D
PART A
PART B
PART C
PART D
PART A
BRIDGE
PART C
PART D
PART D

SYMBOL TABLE

DS----------double step
RS----------rock step
BR----------brush
SL----------slide
KK----------kick
BA----------ball
HL----------heel
ST----------step
DR----------drag
DT----------double toe
(xif)----------cross in front
(unx)----------uncross

B.B.B. P-2

HIGH HORSE

ADVANCED LINE DANCE

Record: High Horse
Artist: Nitty Gritty
Choreo: Steve Smith

DO NOT COPY W/OUT PERMISSION

INTRO: Wait 36 beats(8,8,8,12)
STOMP-STOMP (Stomps occur on the words "High Horse")
L R

	Names	Times	Steps
	High Horse	2	DS-DT(XIF)-SL-DT(X)-H-RS-HEEL(F)/BALL-SL- L R L R L R R
A			DS-DSRS L R
	Fleaflicker	4	DT(out)-DS(XIB) L L
	Basics	2	DSRS
	**********		**********
A'>	Same as Part A but leave out the "fleaflickers"		
	**********		**********
	Scoops	3	DT(XIF)-SL-Move leg CCW in air-SL L R R
	Basic	1	DSRS
	Scoops	3	DT(XIF)-SL-Move leg CW in air-SL R L L
B			
	Basic	1	DSRS
	Hippity hop	2	DS-HOP-R(XIF)-S-HOP-RS-DS-DSRS L L R L L RL R L
	Ankle breaks	1	DS-DS-DS/Roll-Roll-Roll-Step L R L R L R R
	**********		**********
	Maggie	4	DS-Heel Dig-Heel Dig-Pause-Slam Dunk (1/4L) L R R
C			DSRS-DSRS (moving forward) L R
	**********		**********
C'>	SAME AS ABOVE BUT ONLY DO "MAGGIE" 3 TIMES THEN: 4 STOMPS TO FACE FRONT		
	**********		**********
	Double Steps	8	DS
	Slapbacks	4	DT-SL-DR-STEP(XIF) L R R L
D			
	Grapevine & Devil	2	DS-DS(XIF)-DS-DS(XIB)-DS-DS(XIF)-TOE-SL-RS L R L R L R L L RL (First one moving left; second moving right)
	**********		**********

SEQUENCE: INTRO-A-B-A-B A-A'-C-A-A'-C' D-D-D

MOUNTAIN MUSIC

Record: MOUNTAIN MUSIC by Alabama RCA/PB-13019

Choreo: Joyce England, Possum Trot Cloggers, Norcross, Ga.

Wait 32, begin Left Foot

	Times	Steps	Direction
A.	2	DS DS DS BR(XIF) TOE HEEL, TCH(B) HEEL, DS RS L R L R R R L R L RL	Forward & Back Alternate Feet
	2	DS DS(XIF) DS SLUR, DS DS(XIF) DS RS L R L R L R L RL	Side to Side Alternate Feet
	2	DS RS, DS RS, DS DS DS RS, KICK KICK, RS RS L RL R LR L R L RL R R RL RL	In Place Alternate feet
		KICK RS, KICK RS R RL R RL	
	2	DS RS(XIF) RS(Out) RS(B) DS RS(XIF) RS(Out) RS(B) L RL RL RL R LR LR LR	In Place Alternate feet
		DS Pivot 1/2 on left foot STEP SL (CHUG-A-LUG) L towards left shoulder R R (Or KARATE)	Turning to face back, then front
		DS KICK (clap hands) DS KICK (clap hands) L R R L	In Place
	2	DS RS	In Place
REPEAT A.			
B.	4	DS HOP(clap) RS HOP(Clap), RS RS RS HOP(Clap) L R RS R RL RL RL R	In Place
	2	DS R(XIB) S	
	4	DS RS, RS, BR(XIF), DS BR(XIF) DS BR(XIF) L R R R R L L R	Side to Side Alternate feet
	6	DS (Clap)	
BRIDGE:			
	4	DS R(XIB)S 2 DS BR X	
REPEAT A.			
ENDING:			
	2	DS BR(XIF)	
		DS DS DS STOMP STOMP STOMP	

*

JUMP(FOR YOUR LOVE) INTERMEDIATE LINE

Record: JUMP(FOR YOUR LOVE) by the Pointer Sisters, Planet (RCA) YB-13780
45 r.p.m. Time: 3:59

Choreo: Tandy Barrett, Possum Trot Workshop Team, Stone Mt., GA

Intro: Wait 16 Beats (after drum beats). Start left foot

PART A - 16 beats

DS	DS	DS	*STEP	*(1/2 turn right) to face back)	DS	DS	RS	RS	(facing back)
L	R	L	R		L	R	LR	LR	
&1	&2	&3	& 4		&5	&6	&7	&8	

REPEAT PART A to end facing front (using same foot work)

PART B - 32 beats

STEP	CLOSE	STEP	STEP	CLOSE	STEP	(Moving to left)
L	R	R	L	R	R	
&1	&	2	&3	&	4	

DT	*HEELS OUT	*HEELS IN	*HEELS OUT	*HEELS IN	HEEL(down)	ROCK STEP
L	L & R	L & R	L & R	L & R	L	R L
&	5	&	6	&	7	& 8

* After the double toe, rise on both balls of feet, and pivot on them to move heels in and out. You might want to "click" heels as they come "in" - makes a nice sound. The pivots are fast!

DS	TCH (Heel in Front)	SL	TCH (Toe in back)	SL	BR	SL	DS
R	L	R	L	R	L	R	L
&9	&	10	&	11	&	12	&13

TCH(heel in front)	SL	TCH(toe in back)	SL	BR	SL
R	L	R	L	R	L
&	14	&	15	&	16

REPEAT ALL OF PART B using opposite footwork - moving to the right.

PART C - 32 beats

DS	DS	DS	HOP	(moving forward)	DS	DS	DS	HOP	(moving forward)
L	R	L	L		R	L	R	R	
&1	&2	&3	&4		&5	&6	&7	&8	

DS	DS	DS	BR	SL	(moving forward)
L	R	L	R	L	
&9	&10	&11	&	12	

DS(XIF)	RS	RS	RS	turn 1/2 left to face back
R	LR	LR	LR	
&13	&14	&15	&16	

REPEAT ALL OF C - same footwork moving to back of hall and make 1/2 turn to face front.

JUMP(FOR YOUR LOVE) CON'T

PART D - 1 (Chorus - "Jump!") - 16 beats

JUMP with both feet 1/4 to left (This is a step I've seen Pam Collins Simone Nichols and others do.)
L &R
& 1

HEEL 1/4 turn right to face front SL
L L
& 2

DS RS DS RS DS RS
R L R
&3 &4 &5 &6 &7 &8

REPEAT D-1

PART D - 2 16 beats

DS DS DS RS (variation of Steve Smith's step)
L R L RL
&1 &2 &3 &4

DS DS BRUSH(H) HEEL Pivot 1/2 left STEP
R L R L R
&5 &6 & 7 & 8

REPEAT D - 2 to turn to face front

BRIDGE I - 72 beats (watch it - don't get mixed up)
You will make a "box" on floor.

DS DS DS (SLUR)STEP DS DS DS RS (moving to the left)
L R L R L R L RL
&1 &2 &3 & 4 &5 &6 &7 &8

DS RS RS RS (3/4 turn right to face new wall) DS RS DS RS
R LR LR LR L R
&9 &10 &11 &12 &13 &14 &15 &16

REPEAT All of above 3 more times. The last (3/4 turn will face to front). Don't forget the 2 DS RS's! You will face each wall. Your back to "center" of box. xx See below.

DS BR(XIF) SL DS BR(XIF) SL DS BR(XIF) SL DS BR(XIF) SL
L R L R L R L R L R L R
&1 & 2 &3 & 4 &5 & 6 &7 & 8

SEQUENCE:

A B B C D-1 D-2, D-1 D-2
A B C D-1 D-2, D-1 D-2
BRIDGE
1/2 D-1 D-2
D-1 D-2
D-1 D-2
D-1 D-2

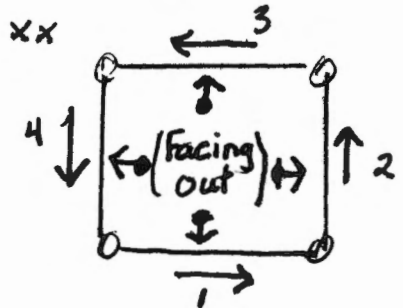

*

FUNKYTOWN INTER/ADV.

Record: Pseudo Echo

Choreo: Chip Woodall, Flowery Branch, GA

Intro: Swivel Toes In and Out (4) Right (4) Left Hardstep (4)

Dr (4)

*STEP	DS	STEP	DS	STEP	DS	DBL	OUT	STEP	RS
L	R	L	R	L	R	L	R	R	LR

Repeat *

PART A: Around The World

DS	DBL	CROSS	DBL	UP	RS	DS	DBL	CROSS	DBL	UP	RS
L	R		R		RL	R	L		L		LR

DS	DBL	Turn 1/4 left	HHH	HH	HH	H	H	CHUG	1/4 left
L	R		R&L	RR	LL	R	L	L	

Repeat A.

PART B:

Vine left.	JOEY STEP.	STOMP	DS	DS	RS
L	R	L	R	L	RL

VINE Right.	JOEY STEP.	STOMP	DS	DS	RS
R	L	R	L	R	LR

PART C: Chuck Berry

HH	CHUG	DS	RS	Fancy DBL./	HH	CHUG	DS	RS	Fancy Dbl.
LL	L	L	RL	R	RR	R	R	LR	L

DS	H	UP	DS	H	UP	DS	H	UP	DS	H	UP
L	R		R	L		L	R		R	L	

Stagger Lee Step:

DBL	H	T(XIF)	Pause	H	RS	Triple
L	R	R		R	LR	L-R-L

Repeat Stagger Lee on Right

PART D: Funkytown Step

BOUNCE	BOUNCE	DBL	BOUNCE	DBL	BOUNCE	H	BACK	PAUSE
R&L	R&L	R	R&L	L	R&L	R&L	R&L	

TWIST-TWIST	PAUSE	STEP	RS	4 times (with hands)
		R	LR	

FUNKYTOWN Con't Page 2

BRIDGE: Punch Section

Punch STEP DBL CROSS DS RS CHUG

DR R(2) & L(2)

Axel Swivel

DS DBL CROSS BREAK BREAK BREAK STEP
L R L R L R

STOMP DS RS CHUG Turn 1/2 back. DSRS DSRS DS DS DS RS
R L R R L R L R L

Repeat Axel Swivel and STOMP CHUG around.

SEQUENCE:

Intro; A B C D Intro Step A B C D Bridge Vine C

WIPEOUT

RECORD BY: The Fat Boys #885-960-7 TIN PAN RECORDS (Polydor)

CHOREO: Scotty Bilz, Soldiers Creek, Fl. - Another Possum Routine

Intro: 32 BEATS

PART A)

Clog-Over-Vine	DS		DS(XIF)		DS		DS(XIB)		DS		DS(XIF)		DS		R/S
	L		R		L		R		L		R		L		R L
4 Basics (turn 1/2 left)	DS		R/S		DS		R/S		DS		R/S		DS		R/S
	L		R L		R		L R		L		R L		R		L R

*****Repeat Above (facing Back)*****

Step Pull	STEP		PULL		STEP		STEP		R/S		(Repeat using Opposite Foot)				
	L		R		R		L		R L						
	1		&		2		3		& 4						
	STEP		R/S		STEP		R/S		STEP		STEP		STEP		STEP
	L		R L		R		L R		L		R		L		R
	1		& 2		3		& 4		5		6		7		8

PART B)

Fancy Double	DS		DS		R/S		R/S								
	L		R		L R		L R								
Summey's Hip Step	DS		HEEL		B(XIB)		B(OS)		B(OS)		B(XIF)		SL		
	L		R		R		L		R		L		L		
	&a		1		2		&		3		&		4		
Triple	DS		DS		DS		R/S								
	R		L		R		L R								

PART C)

4 Fontanes (1/4 turn each)	DS		BR	SL	DS		BR	SL	DS		BR	SL	DS		BR	SL	
	L		R	L	R		L	R	L		R	L	R		L	R	

*****WIPEOUT HAND MOVES*****

JAM SESSION

Wipe out Hand Moves are

Swim Right 1 & 2

Swim left 3 & 4 Hold Nose & Drown 5,6,7,8

PART D)

	DS	DT	Tch(IB)		Tch(IB)		HEEL		HEEL	
	L	R	R		R		L		L	
	CHUG		DS		DS	RS				
	L		L		R	LR				
Scotty	DS	DT(XIF)		DT(OS)		HEEL	BALL	HEEL	STEP	STEP
(turn 1/2	L	R		R		R	R	L	L	R
right)	STOMP		DS		DS	R/S				
	R		L		R	L R				

*****Repeat Above Sequence To Face Front*****

"Surf Sequence"
Surf Left then Right and Left, Left, Left
Surf Right then Left and Right, Right, Right

Bridge)

2 Basics	DS	R/S	DS	R/S						
	L	R	L	R	L	R				
My Way	STOMP	DS(XIF)		BALL		BALL(OS)		BALL	BALL-HEEL	
	L	R		L		R		L	R	L
	CHUG		DS		DS	R/S				
	L		L		R	L R				
Fancy Dbl.	DS	DS	R/S	R/S						
(turn 1/2	L	R	L R	L R						
left)	*****Repeat to Face Front*****									

SEQUENCE: A-B-C-B-C-BRIDGE-A-B-C-A

SHAKIN'
LEVEL: Intermediate Plus/Advanced
RECORD: Shakin' by Sawyer Brown Capital B-5585
CHOREO: Charlie Burns Richmond, Ky.

Wait 24 Beats

"A"

2 **Billy D** DS-DS(XIF)-ST(XIB)-DS(XIB)-SL-DS-DS-RS-RS
L R L R R L R LR LR

\- - "B" - -

4 **Time Steps** DS-HOP/H-HOP/OTS-ST**(OTS TURN 1/4 LEFT)**-ST(BACK UP)
L L R L R R L
&1 & 2 & 3

ST(back up)-SL
R R
& 4

\- - "C" -

4 **Shakin' & Fancy Double** DS-H(tch in front)-T(tch in back)-Repeat Heel & Toe two more times
L R R &3 &4
&1 & 2
(turn left heel out on up beat and in on down beat)

DS-DS-RS-RS
R L RL RL

4 **Ball Steps** BALL(SAME AS STEP)-HEEL(DROP TO FLOOR) **(turn 1/4 left on each)**
L L
& 1

\- - BREAK - -

1 **Basic/Swivel** DSRS-DSRS-DS-BALL-H-BALL-H-BALL-H **(moving L twisting body on BALL-HEEL)**
L L L&R L L&R L L&R L

2 **Rock Hops** HEEL-HEEL-HEEL-HEEL-ROCK HOP-HEEL-HEEL
R R L L R&L R R

1 **Basic/Swivel** START ON RIGHT FOOT **(move right)**

Sequence: **A-B-A-C A-B-A-C BREAK A-C BREAK A 1/2 C**

TELL MAMA

RECORD: Tell Mama by Terri Gibbs, M.C.A.-52308

CHOREO: David R. Spencer, P.O. Box 10873, Southport, N.C. 28461
Bonnie Mullenax, 2483 Sayner Ave., Mobile, AL 36605

Intro: Wait 16 Beats Begin Left Foot

INTRO

2	DS-Heel-Heel-RS-Br-Sl	"Walking the Heels"

PART A

2	DB-Sl-Br(fwd)-Sl-Tch(xif)-Sl-Tch(xif)-Sl-Tch(f)-Sl-Tch(xif)-Sl-DSRS	
2	DS-Br-Sl	
1	DS-Toe(xib)-Sl-DS-Br-Sl	
2	DS-Br-Sl	
1	DS-Toe(xib)-Sl-DS-Br-Sl	

PART B

2	DS-DS(xif)-Sl-Step-Drag-Step-Sl-Step-Drag-Step-DSRS	"Double Whip-lash"
	DS-TP-TP-Br-Sl	
	DSRS-&-Step(Turn ½ Right)-&-Sl	

PART C

2	DS-Drag-Slide-Drag-Step-Rock-Step	"Pulley Step"
2	DSRS	Backing up
1	DS-DS-DSRS	In place

REPEAT ALL THE ABOVE STARTING ON THE RIGHT FOOT TO COMPLETE PART C
BUT, MOVE FORWARD ON THE DSRS.

INTERLUDE

2	DSRS

SEQUENCE: Intro-A-B-Interlude-C-A-B-Interlude-B

BEGINNER

BURTON EDWARDS

1) PITTER PATTER

R	L	R	L
H:TOE	H:TOE	H:TOE	H:TOE
&	1	&	2

2) DRAG SLIDE Stand on the balls of your feet and slide forward to your heels. Then return to your starting position.

3) DOUBLE-TOE

R	L	
DT	DR:SL	*Keep the DT in front of your body.
&	1	

4) DOUBLE or SHUFFLE STEP

R	L
DTS(DR)	DTS(DR)
& 1	& 2

5) OLD BASIC

R	L	R	
DTS(DR)	B(IB)	S	
& 1	&	2	*(5 sounds)

6) BURTON'S or BUCK BASIC

R	L	R		L	R	L
(DR)DT:B	H:B	H:S	/	(DR)DT:B	H:B	H:S
& 1	&	2		& 3	&	4

7) BUCK SHUFFLE

R	L	R		L	R	L
BR-H(out)	TOE-TAP(DR)	TOE-H	/	BR-H(out)	TOE-TAP(DR)	TOE-H
&1	&	2		&3	&	4

8) BUCK SLIDES

*on toes only

R	L	L	R	R	L	L
TOE	CH	T	CH	T	CH	T
&1	&	2	&	3	&	4

9) BUCK SLIDES WITH TOE:TAPS or BUCK TOE SLIDES

R	L	L	R	R	L	L
TAP:TOE	CH	TAP:TOE	CH	TAP:TOE	CH	TAP:TOE
&1	&	2	&	3	&	4

10) HEEL BUCK

R	L	L	R	R	L	L
TAP:TOE	H-CH	TAP:TOE	H-CH	TAP:TOE	H-CH	TAP:TOE
&1	&	2	&	3	&	4

11) HORSE STEP

R	L	R	L	R	L	R
S(XIB)	TOE	H-S	TOE	H-S	S	S
&1	&	2	&	3	&	4

12) TRAIN STEP

R	L	R
H	TOE	TAP:H
&1	&	2

13) SLIDE

R		L	R&L	R
DT:B (SL-B) to TOE		(SL-F) to HEEL	ROCK HOP	CH
&	1		&	2

14) BRUSH ACROSS

R		L	
DT(XIA)	DTS(XIO)	DT(XIA)	DTS(XIO)
&1	&2	&3	&4

15) CROSS OVER KICK

R		L		R	
DT(XIA)	DTS(XIO)	DT(XIA)	DTS(XIO)	DT(XIA)	DT(XIO)
&1 &	2	& 3	& 4	&	1

R	L	R	R L
STEP	STEP(XIF)	TOE(XIB)	H-CH
&2	&	3	& 4

16) MAGGIE

R	R	L&R	L	L
DT(XIA)	DT(XIO)	HOP TO TOES(R in back)	H	CH
&1	&2	&3	&	4

17) DOG PADDLES
(no heels)

L R	R L
TOE-SL&(CHUG & PULL BACK) / TOE-SL & (CHUG & PULL BACK)	
&1 &	2

18) TOE BACKS
(no heels)

L R	R L
TOE-B-SL & (CHUG & PULL BACK) / TOE-B-SL & (CHUG & PULL BACK)	
& 1 &	2

19) DOUBLE TIME TOE BACKS
(running back)

L	R	L	R
TOE-B	TOE-B	TOE-B	TOE-B
&	1	&	2

20) MAGNUM

R	L	R	R	R &	L
BASIC	BASIC	DT(IF)	PULL BACK	2 TOE HOPS	2 H-HOPS
&1&2	&3&4	&5	&		6&

L	L
2 H-HOPS	CH
7 &	8

Song: Bop
Artist: Dan Seals EMI America # B-8289
Choreography: Simone Nichols; Rt 3 Box 307B; Walhalla, SC 29691
Phone (803) 638-6002

Bop Turn

8	S	
&		R
7	S	
&	D	
6		S
&		D
5	SL	
&		BR
4	S	
&		R(TURN ½ R)
3	SL	
&		D(UNX)
2	SL	
&		D(XIF)
1	S	
&	D	
	L	R

Turkey

4		S
&	R	
3		S
&		D
2	S	
&		T
1		H
&		
	L	R

Triple

4		S
&	R	
3		S
&		D
2	S	
&	D	
1		S
&		D
	L	R

BASIC

2		S
&	R	
1		S
&		D
	L	R

TANG

8	S	
&		R
7	S	
&	D	
6	LIFT	SL
&		S(IB)
5	S(XIF)	
&	D	
4		S
&		D
3	SL	LIFT
&	BO	H
2	BO	H
&		
1	B	B(TOES IN)
&	D	
	L	R

Bee Bop

8		S
&		D
7	S	
&	D	
6		SL
&	BR	
5		SL
&	D(B)	
4		S
&	R	
3		S
&	SL	
2		PAUSE
&	S	
1		S
&		D
	L	R

PUMP TOUCH

4	SL	
&		TCH(OTS)
3	SL	
&		TCH(XIF)
2	SL	
&	DR	LIFT
1	S	
&	D	
	L	R

The Sections

A = 1 Bop Turn
2 Turkey
Repeat opposite footwork

Total Beats in A = 32

B = 1 Tang
1 Bee Bop
Total in B = 16

B1 = 1 Tang
½ Bee Bop
Total in B1 = 12

C = 4 Pump Touch
Turn ¼ 1 on each
Total in C = 16

The Sequence: Wait 16 - A - A - B - C - B - B1 - 2 Simone
A - A - B - C - B - 1 Tang - 2 Basics - 1 Triple
A - B - 1 Tang - B - C - B - C - B - 1 Tang
(Rt. foot)

*(Simone = D(b) Br Sl Tch (X) Tch(X) tch (O) TCH(X) D S R S)
&1 & 2 &3 &4 &5 &6 & 7 & 8

CLOG CUE

NONESUCH LUCK



Cued by:
JEFF PARROTT
Nonesuch, KY
Choreographer

Time: 2:45
BPM: 132

Produced by:
RALPH'S RECORDS
Knoxville, TN

RR 1005
CLOGCUE
SERIES

CLOGCUE SERIES INTERMEDIATE LINE DANCE C.L.O.G. TERMINOLOGY

SEQUENCE: A, B1, B, C, A, B, C, B2, A, B, A, B, B2, C, C, ENDING

BEATS:

PART A

8	DSRS–DSRS–DS–SL–S(xib)–DS–K l r l l r l r		BASICS, BUTTERMILK
8	DS–RS–RS–RS–DS–DS–RS–RS r lr lr lr l r lr lr	TURNING 1/2 R	CHAIN STOMP, FANCY DOUBLE
	REPEAT TO FACE FRONT		

PART B

4	DS(TURN 1/4 L)–DS–DRAG–S–RS l r r l rl	MOVING FORWARD	KY STEP
4	DS–DT–UP(TURN 1/4 R)–S–K r l l r		TENNESSEE MOUNTAIN
4	DS(TURN 1/4 R)–DS–DRAG–S–RS r l l r lr	MOVING FORWARD	KY STEP
4	DS–DT–UP(TURN 1/4 L)–S–K l r r l		TENNESSEE MOUNTAIN

PART B1

4	DS–K–DS–K l r r l		KICK

PART B2

8	DS–K–DS–K–DS–K–DS–K l r r l l r r l	TURN 1/4 L EACH DS	4-KICKS AROUND

PART C

8	DS–(TURN 1/4 L)–DS–RS–RS–DS–DS–RS–RS l r lr lr l r lr lr	MOVING FORWARD	FANCY DOUBLES
8	DS–DS–DS–(TURN 1/4 L)–S(xib)–SL–DS–DSRS l r l r r l r		INDIANA
	REPEAT TO FACE FRONT		

ENDING

8	DSRS–DSRS–DS–SL–S(xib)–DS–K l r l l r l r		BASICS, BUTTERMILK
8	DS–RS–RS–RS–DS–DS–RS–RS r lr lr lr l r lr lr	TURNING 1/2 R	CHAIN STOMP, FANCY DOUBLE
8	DSRS–DSRS–DS–SL–S(xib)–DS–K l r l l r l r	TURNING 1/2 R	BASICS, BUTTERMILK

FOX ON THE RUN

Choreo: Jeff Driggs
2357 Harrison Ave.
St. Albans, WV 25177
(304)727-2111
SPECIAL THANKS TO CHRIS COLE

LEFT FOOT LEAD
WAIT 10 BEATS

PART A

L	DS		R	S			SL		DS	S
R		DS	S	Tch(XIB)	BR		*DS		R	
	&1	&2 &	3 &	4		&	5	&6	&7 &	7

Mattingly *or

L		Tch(XIB)
R	Hop	SL
	R L	R
	& a	6

L		S		S		DS	S	R
R	DS(XIB)		DS(XIB)		S	SL	R	DS	S
	&1		& 2&		3 &	4	&5 &	6 &7 &	8

Burton's syncopated, 2 Basics (Turn ½ to left on basics to face back)

REPEAT MATTINGLY, SYNCO AND 2 BASICS TO FACE FRONT

PART B

L	DS		SL		R	DS(XIB)		DS(XIB)	
R		BR		DS	S		DS(XIB)		DS(XIB)
	&1 &	2	&3 &	4	&5		&6	&7	&8

Rockin' Chair
4 Double Steps
Turn ¼ L on R.C.

L	DS		S(XIB)	H(F)	S	DS	R	R
R	FLANGE	S		S	S	DS	S	S
	&1	& 2		& 3	& 4	&5 &6 &	7 &	8

Poor Boy, Fancy Double
Turn ¼ left on Poor Boy

REPEAT ROCKIN CHAIR, 4 DS, POOR BOY AND FANCY DOUBLE TO FACE FRONT.

PART C

L	DS		R	BR	DS		S		S	
R		DS	S	SL	DS(XIB)		S(XIB)		STAMP(OTS)	
	&1 &2 &	3 &	4	&5 &6		&	7	&	8	

Foxy

L	SL	DS	S	H	R	BR
R	DS	R	DT	DS	S	SL
	1 &2 &3 &	4	&a 5 &6 &	7 &	8	

Up-double, Double-up
Turn ½ to right on Double-up to face back

REPEAT FOXY, UP-DOUBLE AND DOUBLE-UP TO FACE FRONT

PART D

L	DS		SL	DR	SL	S(XIB)		DS	R
R		DT(OTS)			S		S SL	DS	S
	&1 &a	2	&	3	& 4		& 5	&6 &7 &	8

Wild West

L	DS			SL	BR	DS	R	R
R		BR(B)TURN ½ LEFT		DS	SL	DS	S	S
	&1 &		2	&3 &	4	&5 &6 &	7 &	8

Karate Turn, Fancy Double

REPEAT WILD WEST, KARATE TURN AND FANCY DOUBLE TO FACE FRONT

ENDING Do 2 Basics on left foot lead and a Foxy

SEQUENCE A-B-C-D-A-B-C-D-A-B-ENDING



Down By The Riverside

INTERMEDIATE LINE DANCE (C.L.O.G. TERMINOLOGY)

INTRO: WAIT 8 BEATS, START WITH LEFT FOOT

SEQUENCE: A,B,A,B,A,B,A,B, ENDING

Cued by:
LYNN GOODE
Knoxville, TN
Choreographer

RR 1002

Produced by:
Ralph's Records
Knoxville, TN.

CLOGCUE SERIES

PART A

2	DSRS LRL &1&2	BASIC
1	DT/HL-BL/TOE-BL/HL-BL/HL-BL/HL-SL L R L R L R L R L R L & 1 & 2 & 3 & 4	CRICKET
1	DS-DS-DS-TOE-HEEL-STOMP-DS-DS-RS R L R L L R L R LR TURN ½ &1 &2 &3 & 4 5 &6 &7 &8	BASKETBALL TURN

REPEAT FACING BACK

PART B

1	DS-DS-DS-DS-DS-DS-DSRS L R L R L R LRL &1 &2 &3 &4&5 &6&7&8	ALTERNATING VINE

REPEAT TO RIGHT

1	DSRS-DSRS-DT-BL-BL-BL-BL-BL/SL L&R L&R L R L R L R R &1&2 &3&4&1 & 2 & 3 & 4	HEEL TURN TURN 360 DEGREES
1	DSRS-DSRS-SL/DR-OUT/ACROSS-BL/HL LRL RLR L&R LIFT R R L &1&2 &3&4 1 & 2 & 3	GILLEY
	BL/HL-SL R L R & 4	

ENDING

1	STOMP-DT-STOMP-DT-STOMP-DS-SL/KICK-DS-SL/KICK L R L R L R R L L R L L &2 & 3& 4 &5 & 6 &7 & 8	SYNCOPATION
1	STOMP-DS-STEP-LEAP-HEEL R L R L R 1 &2 & 3 4	GOODE TIME LEAP

SHORTENIN' BREAD

INTRO: WAIT 8 BEATS, START WITH LEFT FOOT. LEVEL: INTERMEDIATE
SEQUENCE: ABCDE ABCDEE ABC AB 1/3 C (NO TURN) TERMINOLOGY: CLOG

Cued by:
SCOTTY
BILZ
Atlanta, GA
Choreographer

Time: 2:38
BPM: 132

Produced by:
RALPH'S
RECORDS
Knoxville, TN

RR 058803

Clogue®

PART A

COTTON EYED JOE	KICK(xif) SL KICK(OTS) SL DSRS (1/4 turn left) L R L R L RL
4 STEPS BACK	DS DS DS DS (backing) R L R L
	REPEAT A OPPOSITE FOOTWORK AND TURNS

PART B

KANGAROO SIDEWAYS	DS SL RS SL RS (facing 1/4 rt. moving to front) L L RL L RL
TRIPLE	DS DS DS RS (turn 1/2 left) R L R LR
	REPEAT B SAME FOOTWORK SIDEWAYS TO BACK TRIPLE TO FRONT.

PART C

STOMP SEQUENCE	STOMP DT SL STOMP DT SL *STOMP DS RS SL L R L R L R L R LR R
	* turn 1/2 left
	REPEAT SAME FOOTWORK

PART D

CLOG OVER TO LEFT	DS DS(xif) DS DS(xib) L R L R
FANCY DOUBLE	DS DS RS RS L R LR LR
SHORTENIN' BREAD	DS DT(xif) SL DT(ots) SL RS L R L R L RL
PIVOT CHAIN	DS RS RS RS (1/2 to right) R LR LR LR
	REPEAT D FACING BACK SAME FOOTWORK AND TURNS

PART E

8 STEPS FORWARD	DS DS DS DS DS DS DS DS L R L R L R L R
SLAP BACKS	DT(b) SL S DT(b) SL S DT(b) SL S DT(b) SL S L R L R L R L R L R L R



TEXAS BOY

Clogcue Series — Intermediate Line Dance (C.L.O.G. Terminology)

Intro: Wait 8 counts, Start with LEFT FOOT and alternate feet unless otherwise noted.

* *

PART A	DS-DS(xif)-DS-S(turn 1/2 R) L R L R	Over-Vine-Turn
	DT(b)/SL-Br/SL-Tch(xif)/SL-Tch(xif)/SL- L R L R L R L R	Simone
	Tch(os)/SL-Tch(xif)/SL-DS-DS L R L R L R	
	DS-Kick/(turn1/2 L)-Kick/SL-Kick/SL L R L R L R L	Karate Pump
	Repeat using opposite footwork	
PART B	DS-DS(xif)-SL/S(ib)-DR/S(xif)-SL/S(ib)-DR/S(os)-DS-R/S L R R L L R R L L R L R L	Whiplash
	Repeat using opposite footwork	
	DS-DS-DS-BR/SL-DS(xif)-R/S(xif)-R/S(xif)-R/S(xif) L R L R L R L R L R L R	Cowboy
	DS-DS-DS-Hop-DS-DS-DS-Hop L R L L R L R R	Triple hop fwd & back
PART C	DS-DR/S-DS-DR/S-DS-DR/S-DS-DR/S L L R L L R L L R L L R	Drag Steps moving Left diagonally.
	DS-DT(xif)/SL-DT(os)/(Turn 1/2 R)-Tch(ib)/S L R L R L R R	Cross brush turn
	DS-DT(xif)/SL-DT(os)/SL-Ball/Ball(xif)-Ball(xib)/SL- L R L R L R L R L	High Horse
	DS-DS-R/S R L R L	
	DS-DS-DS-S(xib) L R L R	Over-Vine
	DT(b)/SL-BR/SL-DS-R/S-DT(b)/SL-BR/SL-DS-R/S L R L R L R L R L R L R L R	Hard Steps
	Ball(os)-Ball/H(tch)-Ball(os)-Ball/H(tch)-S(os) L R L L R L R	Dis-Way
	DS-DS-DS-R/S R L R L R	Triple
ENDING	DS-B(xif)/B(xib)-B(os)/S(xif)-Slur(Br)/SL-H-S/S-DS-R/S L R L R L R L R R L R L R	Jughead
	Stomp-DS(xif)-S(ib)/Pause-S(os)/S(xif)-Tch(ib) L R L R L R	Shave & Haricut Touch

SEQUENCE: A-B-A-B-C-D-C-D-C-D-C-ENDING

Cued by:
ALLEN ZION
Amarillo, TX.

Choreographer:
Allen Zion &
Larry DeSierra

Time: 2:15
bpm: 132

Produced by:
Ralph's Records
Knoxville, TN.

NR 16771-1

HICKORY FLAT EXPRESS — Easy Intermediate

Record: Hickory Flat Express, Clogcue, Ralph's Records

Choreo: Elliott Skeen, Hickory Flat Hoedowners, Rt. 4 Box 51
Denton, N.C. 27239

Part A

DS D(xif) pause SRS KK DSRS
L R LRL RR R

DS DS DS RS DS DS RS K HS HS
L R L R L R R L

DS D(xif) pause SRS KK DSRS
R L RLR LL L

DS DS DS RS DS DS RS K
R L R L R L

Part B

DS D(xif) D(out) Loop S DS DS RS RS ---turn 1/2
L R R R R L R

(snco)
Step DS Step DS Step Step Slide DS DS RS HS HS
L R L R L R R L R L R

DS D(xif) D(out) Loop S DS DS RS RS ---turn 1/2
L R R R R L R

(snco)
Step DS Step DS Step Step Slide DS DS RS
L R L R L R R L R

Part F (Fiddle)

DS D (xif) DS D(xib) DS D(xif) DS RS (vine)
L R L R L R L

HS HS HS K (Heel triple move forward)
R L R L

DS DS DS RS (Triple Basic move back)
L R L

DS D(xif) DS D(xib) DS D(xif) DS RS
R L R L R L R

HS HS HS K (Heel triple move forward)
L R L R

DS DS DS RS (Triple Basic move back)
R L R



Bridge

HS HS HS K DS DS DS RS
L R L R R L R

Sequence: A - B - F - A Bridge A - B - F - B Bridge Bridge



RUEBEN

INTRO: WAIT 8 COUNTS
SEQUENCE: AS WRITTEN

INTERMEDIATE/ADVANCED LEVEL
BURTON'S TERMINOLOGY

Cued by:
BURTON EDWARDS
Maggie Valley, N.C.
Choreographer

Time: 2:47 (Instrumental)
BPM: 132 (Instrumental)
Time: 2:55 (Cued)
BPM: 125 (Cued)

Produced by:
RALPH'S
RECORDS
Knoxville, TN

RR 058801

A

1	(L) STOMP
4	(R, L) BACK SHUFFLE UP SHUFFLE STEP
2	(R, L) FRONT SHUFFLE UP SHUFFLE STEP ACROSS
1	(L, R) STEP-STEP DRAG-SLIDE
1	(L, R) STEP-STEP

REPEAT A

B

1	(L) STEP
4	(R) SLIDES
2	(R, L) BACK STEP
3	BASICS
4	(L) SLIDES
2	(R, L) BACKSTEPS
3	BASICS
1	(R) HOP-A-CROSS
2	(R, L) BASICS
1	(L) HOP-A-CROSS
2	(R, L) BASICS

C

16	(R) HEEL-BUCKS
4	(R) BUCK BASICS
8	(R) HEEL-BUCKS (TURN COMPLETE AROUND)
1	(R) H-BUCK SLIP (2 COUNTS)
1	(R) HEEL SMACK
	ROCK-HOP RUNNING BACKS (8 COUNTS—CHUG UP (L))
1	(L) BASIC
8	(R) DTS
8	(R) DTS BOTH BACKING UP
4	(R) BASICS
4	(R) DT (STEP ON 4)
4	(L) DT (STEP ON 4)
4	(R, L) BRUSHES
1	(R) TIMING STEP
6	BACK-PEDALS

D

4	(L) BASICS
	(L) TWISTER (8 COUNTS CHUG-UP)
4	(L, R) BASICS
1	(L) MAGGIE
2	(R) BASICS
1	(R) MAGGIE
1	(L) BASIC
2	DTS

REPEAT B

REPEAT B AGAIN

E

1	(L) BASIC
8	(R, L) HEEL-BUCKS (SPLIT TOE ON 8)
10	E.T.'S STEP-STEP

BURTON'S END

Clogue®

LOST INDIAN — Intermediate Line Dance

Record: LOST INDIAN Ralph's Records

Choreo: Kevin Sellew, Director
T BAR K CLOGGING NETWORK and ROAD SHOW
also Owner of THE T BAR K SHOP
(Dance Shoes and Supplies)
and Publisher for CLOGMOPOLITAN WORLDWIDE CLOGGING NEWS
5405 Timberline Ridge
Mobile, AL USA 36693-4052
(205) 666-CLOG (2564)

Intro: Wait 8 beats. Start with BOTH FEET. Alternate feet as approporiate for the number of executions of each line of movements The foot designators and counts shown are for THE FIRST execution.

SEQUENCE: DANCE goes through 4 times complete, then add ENDING.

****

DANCE

```
 1 Jump & 3 basics:  HOP/HOP(diagonally LEFT)-G-E-D-S-R-S-D-S-R-S-D-S-R-S
                       l   r                   l l r r l r l l r l r r l r
                         1                     & 2 & 3 & 4 & 5 & 6 & 7 & 8
 1 Double Cross & Back, flip 1/2 RIGHT:  D-S-D(xif)-H-D(x)-H-HOP
                       (* on the HOP)    l l r      l r    l  r
                                         & 1 &      2 &    3  4
 2 Basics:  D-S-R-S
            l l r l
            & 1 & 2
 Repeat above 3 lines, then do:

 2 Kick, Touch & Kick:  D-S-KIK-E-TCH(xif)-H-KIK-E
                        l l  r  l  r      l  r  l
                        & 1  &  2  &      3  &  4
 1 Slur Brush:  D-S-SLR-D-S-B-E (turn 1/4 LEFT on D-S-B-E)
                l l  r  l l r l
                & 1  2  & 3 & 4
 1 Charleston Brush:  D-S-D(f)-H-R-S-B-E
                      r r l    r l r l r
                      & 1 &    2 & 3 & 4
 1 Samantha:  D-S(ots)-D-S(xif)-G-S(ib)-G-S(ib)-R-S-D(up)-H-D-S-D(up)-H
              l l      r r      r l     l r     l r l     r l l r     l
              & 1      & 2      & 3     & 4     & 5 &     6 & 7 &     8
 1 Push Right & Brush:  D-S-R-S-R-S-B(xif)-E
                        r r l r l r l      r
                        & 1 & 2 & 3 &      4
 1 Fancy Double:  D-S-D-S-R-S-R-S
                  l l r r l r l r
                  & 1 & 2 & 3 & 4
```

ENDING

```
 1 Heel Pull LEFT & a Basic:  DG(if)-SLR-D-S-R-S
                              1       r  l l r l
                              1       2  & 3 & 4
 1 Heel Pull RIGHT & a Basic:  DG(if)-SLR-D-S-R-S
                               r       l  r r l r
                               1       2  & 3 & 4
 1 "Add your Stomp":  STO
                       1
                       &
```

NOTE: The terms and abbreviations used in this routine are provided in a CLOGMOPOLITAN WORLDWIDE CLOGGING NEWS feature called CLOGMUNICATION. For more information on subscribing to CLOGMOPOLITAN, write to 5405 Timberline Ridge, Mobile, AL USA 36693-4052 or call (205) 666-CLOG (2564). To order this record, call THE T BAR K SHOP at 1-(800)-999-CLOG (2564).

Song: Balckberry Blossom
Label: Ralphs Records

Level: Int. Line

Simone Nichols (803) 834-5078

400 Wilhelm Winter Street #1 • Travelers Rest, SC 29690

VINE BALL SLIDE

	L	R
8	S	
&		R
7	SL	LIFT
&	BA	
6		S(XIF)
&		D
5	S(OTS)	
&	D	
4		S(XIB)
&		D
3	S(OTS)	
&	D	
2		S(XIF)
&		D
1	S(OTS)	
&	D	

KICK ROCK

	L	R
4	LIFT	SL
&		DR
3		S
&	R	(TURN ½ L)
2	LIFT	SL
&		DR
1		S
&		D

MARCI

	L	R
4		S
&	BO	HIT
3		
&	S	
2		S(XIF)
&		D
1	ST	
&		

SIMONE

	L	R
8	S	
&		R
7	S	
&	D	
6	LIFT	SL
&	TCH(XIF)	DR
5	LIFT	SL
&	TCH(OTS)	DR
4	LIFT	SL
&	TCH(XIF)	DR
3	LIFT	SL
&	TCH(XIF)	DR
2	LIFT	SL
&	BR	DR
1		SL
&	D(B)	DR

BASKETBALL TURN

	L	R
8	S	
&		R
7	S	
&		R
6	S	
&	D	
5		S
&		D
4	BA	
&		
3		BA(TURN ½ LEFT)
&		
2	S	
&	D	
1		S
&		D

TURKEY STEP

	L	R
4	S	
&		R
3	S	
&	D	
2		S
&	FLAP	
1	DIG	
&		

LEES' CROSSTOE

	L	R
4		TIP(XIF)
&		DRAG FOOT IN
3	S	
&		R
2	S	
&	D	
1		S
&		D

POTHOLE

	L	R
4	LIFT	SL
&	BO	BC(TOGETHER)
3	BO	BO(OTS)
&		D
2	SL	LIFT
&	BO	BO(TOGETHER)
1	BO	BC(OTS)
&	D	

FANCY STOMP DOUBLE

	L	R
4		S
&	R	
3		S
&	R	
2		S
&		D
1	ST(TURN ¼ R)	
&		



The Sections:

A = 1 Vine Ball Slide
1 Kick Rock
1 Marci
1 Vine Ball Slide
1 Kick Rock
1 Marci

B = 1 Simone
1 Basketball Turn
1 Simone
1 Basketball Turn

C = 1 Turkey Step
1 Lees' Crosstoe
Repeat above 3x's

D = 1 Pothole
1 Fancy Stomp Double
Repeat Above 3x's

The Sequence:

A B C D A B C D A B ¼C

SI - BIL PRODUCTIONS PRESENT **VIDEOS**

#1 AN INTRODUCTION TO SOUTHERN APPALACHIAN FIGURES
WITH - **BILL NICHOLS**

#2 RUNNING SET HOEDOWN
WITH - **GARLAND STEELE**

#3 ADVANCED BUCK AND CANADIAN BUCK STEPS
WITH - **SIMONE**

#4 POPULAR INTERMEDIATE STEPS
WITH - **SIMONE**

#5 BEGINNERS LESSONS 1-12
WITH - **BILL NICHOLS**

#6 BEGINNERS LESSONS 13-24
WITH - **BILL NICHOLS & SIMONE**

#7 BASIC BUCK & BASIC CANADIAN
WITH - SIMONE

$39.95 each or 3 for $110
$2.50 postage first tape
$2.00 each additional

NEW RELEASE

ORDER FORM

NAME _____

ADDRESS _____

CITY _____ STATE _____ ZIP _____

PHONE _____

I WANT VIDEO'S # _____

TOTAL ENCLOSED (Add Postage) _____

MAKE CHECKS PAYABLE TO: BILL NICHOLS
RT. 3, BOX 307B
WALHALLA, SC 29691
803-638-6002

ALLOW 2 WEEKS FOR DELIVERY



MONROE'S HORNPIPE

INTERMEDIATE LINE DANCE (C.L.O.G. TERMINOLOGY)

INTRO: WAIT 4 COUNTS. START WITH RIGHT FOOT AND ALTERNATE UNLESS OTHERWISE NOTED.

SEQUENCE: A-A-B-A-A-B-C-D-A-A-B-A-A-B-ENDING

PART A

DS(XIB)-KICK(X)-DS(XIB)-RS(X)-KICK-KICK-DSRS — HOEDOWN KICK

R	L	L	RL	R	R	R
&1	&2	&3	&4	&5	&6	&7&8

DS-KICK)TURN½L)-S-KICK-DS-DS-DSRS — KARATE TURN, TRIPLE

L	R		R	L	L	R	L
&1	&2		&3	&4	&5	&6	&7&8

REPEAT TO FACE FRONT

PART B

DS-DS(XIF)-DS(X)-S(TURN 360 L) — MOVING RIGHT — TORNADO TURN

R	L		R	L
&1	&2		&3	&4

DS-DS-S(XIF)-S-S(X)-KICK — FANCY STEP

R	L	R		L	R		L
&1	&2	&		3	&		4

DS-KICK-DS-KICK-DS-KICK-DS-KICK — TURN 1/4 L EACH DS — 4-KICKS AROUND

L	R	R	L	L	R	R	L
&1	&2	&3	&4	&5	&6	&7	&8

REPEAT ON L/EVERYTHING IN OPPOSITE DIRECTION

PART C

DS-DS(XIF)-DS(X)-DS(XIB)-DS(X)-DS(XIF)-DS(X)-RS — MOVING RIGHT — 8-CHAIN VINE

R	L	R	L	R	L	R	LR
&1	&2	&3	&4	&5	&6	&7	&8

DS-DT-UP(PAUSE)-S(TURN 1/4 R)-S(XIB)-KICK — PAUSE STEP

L	R	R	L	R
&1	&2	3	&	4

DS-DS-RS-RS — TURN 360 R — FANCY DOUBLE

R	L	RL	RL
&5	&6	&7	&8

REPEAT 3 TIMES/MAKE A SQUARE

PART D

DS-DS-DSRS-DS-DS-DSRS — TRIPLES/3-STEPS

R	L	R	L	R	L
&1	&2	&3&4	&5	&6	&7&8

DS-KICK(TURN ½ R)-S-KICK — KARATE TURN

R	L		L	R
&1	&2		&3	&4

DRAG-SLIDE-DRAG-SLIDE-DRAG-SLIDE-DRAG-SLIDE — SHUFFLES

LR	LR	LR	LR
&1	&2	&3	&4

REPEAT 3 TIMES

ENDING

DS-DS-DS-HOP-HEEL(POINT FINGER) — PIERATT POINT

R	L	R	L	R
&1	&2	&3	&	4

Cued by:
JEFF PARROTT
Versailles, Ky
Choreographer

Time: 3:00
Beats per minute: 132

RR 1004

Produced by:
Ralph's Records
Knoxville, TN.

CLOGCUE SERIES

JAMBALAYA

CHIP SUMMEY, P.O. BOX 6534, ASHVILLE, NC. 28816

LEVEL: INTERMEDIATE RALPHS RECORDS

INTRO

SUMMEY WALTZ STEP PULL STEP PULL (2X)

PART A

CAROLINA BRUSH	DTS BRUSH SLIDE DTS RS (TURN ¼ LEFT) L R L R LR
JOEY	DTS BA(XIB) BA(OTS) BA(OTS) BA(XIB) RS L R L R L RL
KARATE TURN	DTS DBL(B) (TURN ½ TO BACK) STEP KICK R L L R
TRIPLE	DTS DTS DTS RS R L R LR
	REPEAT ABOVE BACK TO FACE FRONT

PART B

TRIPLE HOP & TRIPLE	DTS DTS DTS HOP DTS DTS DTS RS L R L L R L R LR
JAMBALAYA TWIST	DTS TCH(XIF) DBL(B) STEP (TURN ½ TO BACK) L R R R
FANCY DOUBLE	DTS DTS RS RS L R LR LR
	REPEAT ABOVE BACK TO FACE FRONT

PART C

KENTUCKY DRAGS	DTS DRAG STEP DTS DRAG STEP DTS DRAG STEP DTS R L L R L L R L L R L R
STANEY STOMP	DTS DTS STAMP SLIDE STAMP SLIDE R L R L R L
TRIPLE	DTS DTS DTS RS (TURN 3/4 RIGHT TO NEXT WALL) R L R LR
	REPEAT ABOVE IN A BOX BACK TO FRONT

SEQUENCE: INTRO, ABC, AB INTRO ABC ½A

SALTY DOG

Record: SALTY DOG
Ralph's Records (Record #) (Time) @ 45 RPM (08/14/1988)

Choreo: Kevin Sellew, Director
T BAR K CLOGGING NETWORK and ROAD SHOW
also Owner of THE T BAR K SHOP
(Dance Shoes and Supplies)
and Publisher for CLOGMOPOLITAN WORLDWIDE CLOGGING NEWS
5405 Timberline Ridge
Mobile, AL USA 36693-4052
(205) 666-CLOG (2564)

Intro: Wait 8 beats. Start with LEFT FOOT and alternate feet as appropriate for the number of executions of each line of movements. The foot designators and counts shown are for THE FIRST execution.

SEQUENCE: DANCE-DANCE-DANCE-DANCE-DANCE*-ENDING

****

DANCE

```
 1 Misty:  D(out)-H-D(xif)-H-D(out)-H-S(ib)
           l      r l      r l      r l
           &      1 &      2 &      3 4
 2 Slapbacks:  D(b)-H-S(ib)
               r    l r
               &    1 2
 1 Misty:  (start with RIGHT FOOT)
 2 Slapbacks:  (start with LEFT FOOT)
 2 Dig Slurs and a Basic:  DG(if)-SLR(bs)-D-S-R-S
                           l      r      l l r l
                           1      2      & 3 & 4
 2 Rhythms:  D-S-D(xif)-H-D(x)-H-D(up)-H
             l l r      l r    l r     l
             & 1 &      2 &    3 &     4
 1 Karate Rock:  D-S(turn 1/4 L)-KIK(ots)-H(turn 1/4 L)-R(ib)-S-KIK(fwd)-E
                 l l              r       l             r     l  r       l
                 & 1              &       2             &     3  &       4
 1 Triple:  D-S-D-S-D-S-R-S (moving FORWARD)
            r r l l r r l r
            & 1 & 2 & 3 & 4
 2 Push Offs:  D-S-R-S-R-S-R-S (moving LEFT, then RIGHT)
               l l r l r l r l
               & 1 & 2 & 3 & 4
 2 Rocking Chairs:  D-S-B-E-D-S-R-S (turn 1/4 L on first one and do
                    l l r l r r l r  second one in place)
                    & 1 & 2 & 3 & 4
 1 Fancy Double:  D-S-D-S-R-S-R-S
                  l l r r l r l r
                  & 1 & 2 & 3 & 4
```

DANCE, continued

1 Double and a Brush: D-S-D-S-R-S-B-E
l l r r l r l r
& 1 & 2 & 3 & 4

DANCE*

Turn 1/4 LEFT on BOTH Rocking Chairs to end facing front.

ENDING

2 Basics: D-S-R-S
l l r l
& 1 & 2

1 Mule Step: D-S-D(xif)-H-D(out)-H-G/G-E/E
l l r l r l l r l r
& 1 & 2 & 3 & 4

NOTE: The terms and abbreviations used in this routine are provided in a CLOGMOPOLITAN WORLDWIDE CLOGGING NEWS feature called CLOGMUNICATION. For more information on subscribing to CLOGMOPOLITAN, write to 5405 Timberline Ridge, Mobile, AL USA 36693-4052 or call (205) 666-CLOG (2564). To order this record, call THE T BAR K SHOP at 1-(800)-999-CLOG (2564).

NO STEEL GUITAR RAG



Cued By:
STEVE SMITH
Georgetown, KY
Choreographer

RR 1006

Time: 2:00
bpm: 132

Produced By:
Ralph's Records
Knoxville, TN

CLOGCUE SERIES
INTRO: WAIT 16 BEATS.

INTERMEDIATE LINE DANCE (C.L.O.G. TERMINOLOGY)
ALTERNATE FEET AND DIRECTION UNLESS OTHERWISE NOTED.

SEQUENCE: A-B-C-A-B-C-BREAK-B-C-ENDING

PART A

2 DS-KICK-SL-DS(XIF)-R-STEP(XIF) L R L R L R &1 & 2&3 & 4	MOVING L THEN R	PULLEY
1 DS-DS-DSRS L R L	FULL TURN TO LEFT	TRIPLE
2 DS-KICK-SL R L R		KICK

REPEAT THE ABOVE STEPS-MOVE IN OPPOSITE DIRECTION

PART B

2 DSRS L		BASIC
1 DT(XIF)-SL-KICK-SL-DS(XIB)-ROCK-STEP(XIF) L R L R L R L & 1 & 2&3 & 4	MOVING RIGHT	SCOOP
2 DSRS R		BASIC
4 DS(XIB)-4 BEATS R		CRAZY LEGS

REPEAT THE ABOVE STEPS-OPPOSITE FOOTWORK

PART C

4 DSRS-DSRS-DS-DS-HEEL(WEIGHT)-HEEL(WEIGHT)-R(XIB)-STEP L R L R L R L R &1&2 &3&4 &5 &6 & 7 & 8		HEEL WALKS

MOVE FORWARD ENTIRE STEP-PIVOT 1/4 L ON FIRST HEEL-CONTINUE TO MOVE FORWARD. 4 TIMES COMPLETES A SQUARE.

BREAK

2 DT-HD-HD-HD-RS L R L R RL & 1 2 3 &4		HEEL DIG
2 DS-KICK-SL	TURN 1/4 L ON EACH	KICK
1 DS-KICK-TURN ½-PAUSE-STEP-KICK-SL L R R L R &1 & 2 & 3 & 4	FACE FRONT	KARATE

REPEAT THE ABOVE STEPS

ENDING

2 HEEL DIGS
2 BASICS
4 CRAZY LEGS
3 STOMPS L, R, L (RAISE BOTH ARMS ON LAST STOMP

WRECK OF THE OLD 97 LEVEL: INTERMEDIATE
PRODUCED BY: RALPH'S RECORDS
CHOREO: MATT & MISSY PEARSON, KANSAS CITY, MISSOURI
INTRO: 8 BEATS

PART A:

Fancy Double	DS-DS(XIF)-R/S-R/S L R L R L R
Vine Turning	DS*-DS*-DS*-DS* L R L R
Chug A Rock	DS-K-R(turn 1/2 left)/S-K L R R L R
Donkey	DS-R(XIF)/S-R(OTS)/S-R(B)/S R L R L R L R *turn 1/4 right *****REPEAT A ON SAME FOOT TO FACE FRONT*****

PART B:

Triple Brush	DS-DS-DS-BR/SL L R L R L
Tomahawk Turn	DT(B)-R/S(turn)-R/S(turn)-CLAP-STOMP(OTS) R R L R L R
Time Step	STOMP-R/S-STOMP-R/S-STOMP R L R L R L R
Stomp Basic Chug	STOMP-DS-R/S(turn 1/4 left)-K L R L R L *****REPEAT B ON SAME FOOT TO FACE FRONT*****

PART C:

Fancy Double	DS-DS-R/S-R/S L R L R L R
Around The World	DS-BR(XIF)-BR(OTS)-R/S L R R R L
Running Rock Steps	R(OIF)/S-R(OIF)/S-R(OIF)/S-S/SL R L R L R L R R
Heel Klick	DS*-DS*-HEEL KLICK-R/S L R B L R *Turn 1/4 left
Repeat	*****REPEAT ABOVE ON SAME FOOT*****
Double Basic & 2 Single Basics	DS-DS-R/S DS-R/S DS-R/S L R L R L R L R L R

SEQUENCE: A - B - C - A - B - C - A - B - C - A - 1/4B

WESTERN NEW YORK
CLOGGERS ASSOCIATION
"Preserving Our American Heritage"

Board of Directors

Linda & Ken Haley
537-9662

Joanne & Rob Bond
877-5488

Rick Smith
875-3260

Dee & Corky Wittrock
676-5663

Sharon Pine
947-5809

Sponsors of:

3rd Annual Nickel City Clogging Festival
Buffalo, N.Y.
Buffalo Convention Center
April 22, 1989
Instructors: Sallie Adkins Ohio
Carolyn Kell Indiana

Empire State Festival Buffalo, N.Y.
October 6,7,8, 1989
Buffalo Convention Center
Instructors: Charlie Burns
Steve Smith

Info: Western New York Cloggers Assoc.
% Linda & Ken Haley (716) 537-9662
9685 E. Holland Rd.
Holland, N.Y. 14080

Fashion Eyeware • Contact Lens
Repairs • Examinations

CHARLOTTE VISION CENTER

William A. Louya, Optician
535-0015

7200-I Albemarle Road
Charlotte, N.C. 28212

WELCOME TO CHARLOTTE!



from the

CAROLINA STOMPERS

Ashley Phillips, Crystal Black, Gayla Green, Janice Mason, Audrey Mason, Terrisa Mason, Ali Ely, Anna Goodwin, Bob Goodwin, Melissa Baker, Heidi Brenner, and Brenda Davenport

Linda Clemmer, Director
3320 Cameo Trail
Gastonia, N.C. 28054
704-867-8603

Classes and Exhibitions

SOLDIER'S JOY INTERMEDIATE LINE DANCE (C.L.O.G TERMINOLOGY)
INTRO: WAIT 8 COUNTS. START WITH LEFT FOOT
SEQUENCE. A-B-C-A-B-ending

PART A
(1) DS-DT(XIF)-DT(X)-RS-R(OUT)-S-DS(XIF)-DSRS "JOANN"
L R R RL R L R L
(2) DS-DS-DSRS (Turn ¼ Rt. on each) "TRIPLE
R L R

REPEAT ALL OF ABOVE OPPOSITE FOOTWORK & TURN DIRECTION

(2) DSRS-DSRS-DS-BR(F)-DSRS-BR(F)-RS-DSRS-DS-DS-DSRS "BAYOU
L R L R R L LR L R L R

PART B
(4) DS(XIF)-SWIVEL-SWIVEL-SWIVEL (Moving Rt.) "SWIVEL"
L L L L
DS-DS-DSRS (Turn ¼ Rt.) "TRIPLE"
R L R

(2) DS-DS(XIF)-DS(X)-DS(XIB)-DS(X)-DS(XIF)-DSRS "8 COUNT VINE"
L R L R L R L
(Move Lt.-Rt.)

(2) DS-DS-DS-DS-DS-HOP-RS-BR(F) (Move fwd-back) "T-STEP"
L R L R L L RL R
(Alternate footwork)

PART C
(1) H/FLAP(OUT)-T/H(XIB)-H/FLAP(FWD)-H/FLAP(OUT)-T/H(XIB)
L R L R L "STRUT"
H/FLAP(FWD)-H/FLAP(OUT)-T/H(XIB)
R L R

(1) DS-DT(XIF)-DT(X)-pivot ½ Rt.- S "LOOP"
L R R Lt. Heel R

(1) DS-DS-RS-RS "FANCY DOUBLE"
L R LR LR

REPEAT "STRUT"-"LOOP"-"FANCY DOUBLE". SAME FOOTWORK

(2) DS-TCH(OUT)-DS-TCH(OUT)-DS-PULL AROUND 360- S -DSRS "TCH &
L R R L L R R L PULL"

(2) DS-pause-S(XIB)-DS-BR(F) (Move Lt.-Rt.) "BACK STEP BRUSH"
R L R L

REPEAT "TCH & PULL"-"BACK STEP BRUSH", OPPOSITE FOOTWORK

ENDING
(2) DSRSRSRS (Move Lt.-Rt.) "PUSH"
L
(1) DS-DS(XIF) (Break Lt. ankle & HOLD) "DOUBLE BREAK"

BONANZA

LEVEL: Intermediate
RECORD: Ralph's Records "Clogcue"
CHORED. Charlie Burns, Richmond, KY
INTRO. Wait 16 Beats

SEQUENCE: A-A-B-A-A-ending
PART "A" -------- ---------- ---------- ---------- ---------- ----------

```
1 Drag Forward  DS-DRAG-ST-DS-DRAG-ST-DS-DS-DS-DS  Moving forward.
                 L   L   R  L   L   R  L  R  L  R

1 Flee Flick    DT-H-DS(ib)-DT-H-DS(ib)-DS-DS-DS-DS  Back up.
                 L R  L      R L  R      L  R  L  R

1 Bonanza       DS-DS(xif)-DT(x)-H-DT-H-DS(xib)-R(x)-S(xif)-DS-BR-H
                 L  R      L    R  L R  L       R     L        R  L R

1 Hoss          DT-H-RS-DT-H-RS-DS-DS-RS-RS  Full turn right on
                 L R LR  L R LR  L  R LR LR  last 4 beats.

1 Heel Turn     DS-DS-ST-HEEL-STOMP-STOMP-DTOMP-DSRS  Turn 360 right.
                 L  R  L   R    L     R     L    R    1/2 turn on heel.
                &1 &2  &  &3&   4    &5    &6   &7&8  1/2 turn last 4
                                                      beats.

2 Double Out    DT-SLIDE OUT BOTH FEET-DRAG-SL  Extend arms on slide
                 L        L&R             L&R  L  Repeat opposit foot
                 &           1             &   2
4 Double Steps

1 Little Joe    DS-SL-ST-SL-STOMP-STAMP-SL-DS-DS-DS-RS  Turn 360 right
                 L  L  R  R   L     R    L              on last 4 beats
                &1  &  2  &   3     &    4

2 Double Steps

PART "B"  -        -        -        -        -        -        -

4  William Tell DS-DS-RS-RS-DS-DS(xib)-ST-TOE-ST(x)-ST-ST
   Overture     L  R  LR LR  L  R      L  R   R     L  R
               &1 &2 &3 &4  &5 &6      &  a   7     &  8
               Moving forward and turning 1/4 left on last two beats
```

ENDING ----- ------- ---------- ---------- ---------- ---------- ---------- ----------

1 LITTLE JOE
1 FANCY DOUBLE DS-DS-RS-RS
4 GALLOPS BA-HEEL-BA (BA=BALL)
L R R

Cloggers, Welcome To Charlotte

Dancewear Westernwear

LEBO'S

"We Sell Everything But The Horse."

The largest selection of Western Fashions, Leathers and Novelties in the Carolinas — English or Western Riding Tack plus clothing . . . over 10,000 pair of quality boots in stock to size 15.
See our Tu-Tu Boutique for Dancewear and Aerobic Leotards.



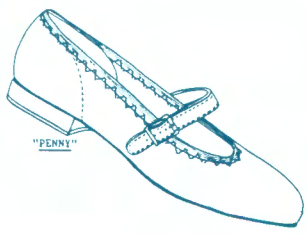



****Don't miss our booth and display of clogging shoes, square dance shoes, taps, and many novelties. Gifts you will enjoy seeing and buying! ! !***

---

*Visit one of our stores while in Charlotte as you will be amazed at the assortment of merchandise . . . over 21,000 square feet of retail space packed full of Christmas specials! ! !

4118 E. Independence Blvd.
Charlotte, NC 28205
Mail orders 704-535-5000

2901½ Freedom Dr.
Freedom Dr. Shopping Center
Charlotte, NC 28205
Phone 704-394-4151

SILVER DOLLAR CITY®

7th Annual Clogging Extravaganza June 16, 17 and 18, 1989

What A Weekend!

Cloggers, Mark Your Calendar

Now is the best time to mark your calendar for Silver Dollar City's 7th Annual Clogging Extravaganza--June 16, 17, 18, 1989--in the Ozark Mountains of Missouri.

If you have not attended this event, you are in for the treat of a lifetime. Rides, good food, clean family entertainment and more, all make for a great time!

Competition will move into our air conditioned theater during the heat of the day.

For Complete Details

Contact Rex Burdette, Silver Dollar City, Branson, Missouri 65616. (417) 338-8188.

Clogging Competition

- Hoedown
- 2 or More Couple Precision
- Line (Open)
- Line (NCHC)
- Show
- Novelty
- Duets (Buck & Wing & Same Sex)
- Solos (Freestyle Challenge & Novice)

Cash prizes and trophies in all categories!
Note: Categories may change before rules and entry forms are printed.

SILVER DOLLAR CITY®