Dorothy Bell

SEVENTH ANNUAL

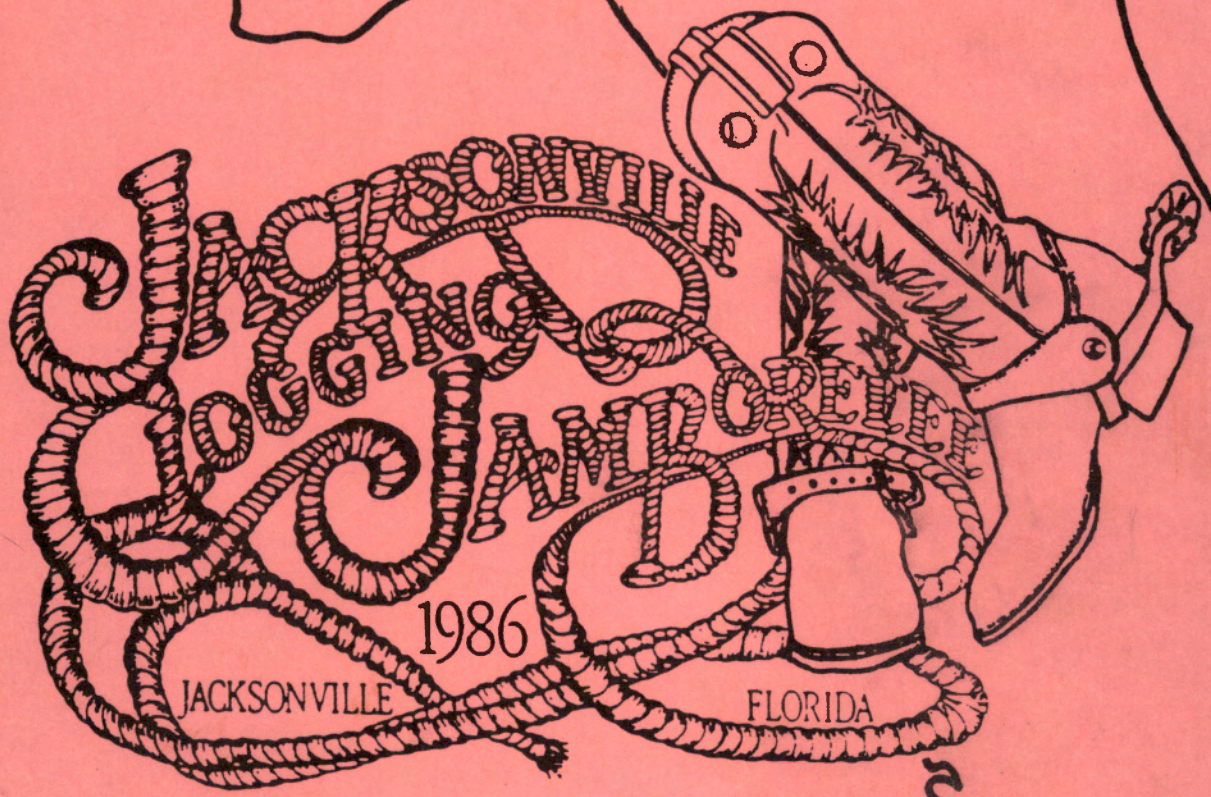

OCTOBER 24-25, 1986

CIVIC AUDITORIUM
300 WEST WATER STREET
JACKSONVILLE, FLORIDA

SPONSORED BY J-VILLE CLOGGERS

SANCTIONED BY FCC

BEARD'S CUSTOM JEWELRY

JEWELRY DESIGN & REPAIR
CERTIFIED GEMOLOGIST
DIAMONDS AND PRECIOUS STONES

3200 HENDRICKS AVE.
JACKSONVILLE, FL 32207

904-399-1653

GUY BEARD JOHN LUPO

OFFICE OF THE MAYOR

JAKE M. GODBOLD
MAYOR

October 1986

JACKSONVILLE, FLORIDA
32202

DEAR JAMBOREE CLOGGERS, GUESTS, AND FRIENDS . . . .

WELCOME TO JACKSONVILLE!

I am delighted to know that Jacksonville is the host city for the **1986 SEVENTH ANNUAL JACKSONVILLE CLOGGING JAMBOREE.** If you are here for your first visit to Jacksonville, I hope you will leave eager to return again soon. If you've visited us before, I feel certain you will find many exciting changes in our city since your last visit.

Jacksonville is truly experiencing a downtown renaissance. Only last week we celebrated the exciting opening of the **Prime F. Osborn Convention Center** which incorporates the beautifully restored Union Terminal Station. From November 16 through March 15, 1987, our Convention Center will exhibit the famed **Ramses II: The Pharoah and His Time** art exhibit. This will follow its display at the Worlds Fair and will be the only showing in the Southeastern United States.

There is a great air of anticipation and excitement awaiting the opening of the colorful, people-oriented **Jacksonville Landing,** a festival shopping marketplace on the Northbank of our beautiful St. Johns River scheduled for opening during the summer of '87. **Jacksonville Landing** promises to be a place where people come to have fun--to enjoy themselves--offering a fine selection of eateries, boutique shops and entertainment and exposure to the river and river activities.

Already our **Southbank Riverwalk**, with its great view of the city, its special events and public access to the river and to the restaurants along the way, has exceeded all expectations in accolades, both from our own citizens and from visitors, as well.

I hope you'll have the best Jamboree ever, and WE'LL feel successful if YOU leave us eager to return!

WARMEST WISHES TO YOU FROM THE CITIZENS OF JACKSONVILLE!!

Jake Godbold

Jake M. Godbold
Mayor

TABLE OF CONTENTS

MAYOR'S WELCOME 1
TABLE OF CONTENTS 2
J'VILLE CLOGGERS WELCOME 3
HAPPENINGS/CITY MAP 5
CREDITS INSTRUCTORS 6
J'VILLE CLOGGERS 7
COMMITTEES/DONATIONS 12
TEACHING SCHEDULE 8
CIVIC AUDITORIUM MAP 10
EXHIBITION PROGRAM 11
CUE SHEETS
INVISIBLE TOUCH 13
A GIRL CALLED EMMYLOU 15
I'M HAVING FUN 17
STEP WORKSHOP 19
DON'T THINK I'LL CRY 21
WHO'S LEAVING WHO 23
WORD UP 25
BABY 27
ROLL OUT THE BARRELL 29
ONE THIN DIME 31
WHAT HAVE YOU DONE/LATELY 33
LIFE'S HIGHWAY 35
ROCK 'N' ROLL TO THE RESCUE 37
LITTLE ROCK 39
VENUS 41
CAN'T STOP NOW 43
DANCIN' ON THE CEILING 45
BIRTH OF ROCK and ROLL 49
BIT BY BIT 51
I'LL BE GONE 53
DIGGIN UP BONES 55
SWEET FREEDOM 57
ROCKIN WITH RHYTHM OF RAIN 59
ROLL TENNESSEE ROLL 61
DANCIN' ON THE BAYOU 63
TOO LATE 65
SHAKIN THE NIGHT AWAY 67
COUNTRY'S ALIVE 69
HEADED FOR THE FUTURE 71
LOVE IS IN CONTROL 75
SAVING MY LOVE FOR YOU 77
GOOD HEARTED WOMAN 79
ALL TIED UP 81
ROLLIN NOWHERE 83
GET BACK TO COUNTRY 85
ROCKY MOUNTAIN MUSIC 87
COME ON IN 89
WHEN I THINK OF YOU 91
RUDOLPH/RED NOSED REINDEER 93
TWO OF HEARTS 95
ADVANCED STEPS 97
ROCK ON THE BAYOU 99
CRUSH ON YOU 103
SHE LIKES HER LOVIN' 105
WESTERN SWING 107
ADVERTISING 109
ARTICLES
LOW DOWN/CLOGGING-RAWLS 16
SMILES 44
MORE/HARD STUFF-POPWELL 52
TEN COMMANDMENTS/CLOGGING 66
HISTORY OF CLOGGING 128
NAMES IN THE NEWS 129
FCC APPLICATIONS 131
SIGNATURE PAGE 132
'87 J'VILLE CLOGGING JAMBOREE 133
REMINDER 134



J-VILLE CLOGGERS

WELCOMES YOU TO THE
SEVENTH ANNUAL JACKSONVILLE CLOGGING JAMBOREE
CLOG HOP and the FABULOUS 50's

*** Line Dance - Mixers - Buck Dance -
Two - Step - Workshops and More ***

***** EXHIBITIONS *****



Enjoy your stay with us. If you are passing through just give us a call or write to:

Sally Thompson
DIRECTOR
CHARTER MEMBER
FLORIDA CLOGGING COUNCIL

EXHIBITION/INSTRUCTION
904-642-4222 BUS. • 904-724-7640 HOME

1560 GROVE PARK BLVD.
JACKSONVILLE, FL 32216

We're pleased to be

Your Host . . .

Welcome

J-VILLE CLOGGERS



to the

Sheraton at St. Johns Place

Sheraton Hotels, Inns & Resorts Worldwide
The hospitality people of ITT
1515 Prudential Drive, Jacksonville, FL 32207
(904) 396-5100 Toll Free (800) 325-3535

HAPPENINGS

PARKING — City Parking Garage - corner of Waters and Broad
HEI Parking - across the street

VENDOR'S — Just off the Main Hall

Jamboree T-Shirts, Badges, Square Fair Shop, Jamboree Dangles, Instructors' Card Box, Records and Carl Blanton's Record Supplies.

BIG BOPPER'S TWIST and SPIN STORE — Just inside Main Entrance

Lots of goodies (everyone with a dancer ribbon is eligible). Check often to see if your number is listed.

DINING — PO FOLKS RESTAURANT, 7605 Beach Blvd., Jax., Fl.
10% discount to all Cloggers in clogging costume wearing a club badge.

LOST and FOUND — at the Big Bopper's Twist and Spin Store

FCC — The FCC meeting will be held Sunday, Oct. 26 from 10:00 a.m. - 12:00 noon for all active and associate members at the Sheraton St. Johns (Commerce Dockside Room).

FUTURE DATES — 8th Annual Jacksonville Clogging Jamboree
October 2 and 3, 1987
Jacksonville Coliseum, Jacksonville, Florida
Contact: Sally Thompson, 1560 Grove Park Blvd., Jacksonville, Florida 32216 904-642-4222

FCC Convention - Memorial Day 1987 - Tampa, Florida
Contact: Mary Jean Wright, 430 S. E. 4th Street, Deerfield Beach, Florida 33441 305-4273517

VIDEO TAPES OF EXHIBITIONS

Available for $25.00. Place your order with Linda Wimpee at the Vendor's booth on Friday and Saturday night.

No Tripods are to be used -- only hand held videos -- Please HONOR any requests of a group or Intructor who asks you not to video.

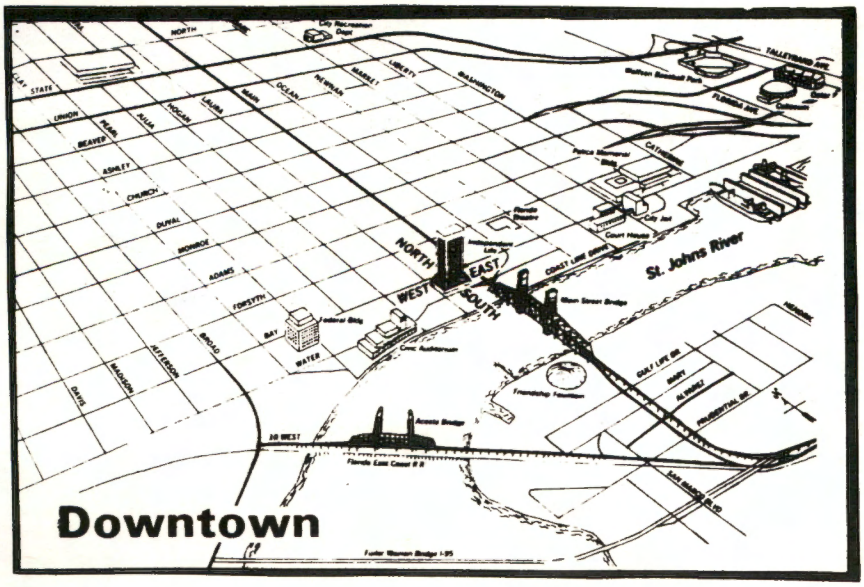





Below is a List of Instructors from the Jamboree. I could not compliment just a few as they all did a superb job and deserve our sincerest gratitude for helping to make this Jamboree possible:

DIANA ALLEN
Sugar Foot Family Cloggers
Rt. 2 Box 146
Green Cove Springs, Fl. 32043

TANDY BARRETT
Possum Trot Workshop Team
104 East Ardwick
Stone Mountain, Ga. 30083

BARBARA BECK
Panhandle Cloggers
Rt. 1, Box 223-A
Bascom, Fl. 32423

LOIS & DON BENCIVENNI
J'Ville Cloggers
4072 Ferrarra Street
Jacksonville, Fl. 32217

SCOTTY BILZ
Buckin' Mule
117 Joy Drive
Altamonta Springs, Fl. 32714

MARGE CALLAHAN
Get Back to Country
7224 Kivier Drive
Jacksonville, Fl. 32210

MIKE CHAPPELL
Wakulla County Cloggers
P. O. Box 121
Sopchoppy, Fl. 32358

LYNN CHASEZ
Pickeyune Cloggers
108 Apple Street
Denham Springs, Fl. 70726

EDDIE DEES
Capitol City Cloggers
3132 Dowling Drive
Tallahassee, Fl. 32308

NOELE DERR
Magic City Cloggers
15301 S. W. 82 Ave.
Miami, Florida 33157

GREG DIONNE
Sugar Foot Family Cloggers
2233 LaValle Drive
Jacksonville, Fl. 32210

KAY FULLER
Capitol City Cloggers
2512 Pecan Road
Tallahassee, Fl. 32303

CHIP FUTRELL
P. O. Box 565
Denton, N. C. 27239

JOANNE GIBBS
Possum Trot Workshop Team
3452 Summitt Ridge
Doraville, Ga. 30340

DERALD GRICE
Kickin' Kountry Kloggers
148 Hollywood Blvd.
West Melbourne, Fl. 32901

RAY GRIM
Rocky Water Cloggers
1744 Trimble Road
Melbourne, Fl. 32935

DAVID IMLER
J'Ville Cloggers
12175 St. Augustine Rd.
Jacksonville, Fl. 32223

RENEE LABRIE
River City Cloggers
River City Two-Steppers
4500 Baymeadows Rd., #60
Jacksonville, Fl. 32218

MARTY MADDOX
County Line Cloggers
8 Bayberry Road
Middleburg, Fl. 32068

SHARON OWENS
Shufflin' Shoe Cloggers
Footnotes Editor
1011 West Mohican Blvd.
Jupiter, Fl. 33458

JOHN PERMAR
The Clogging Machine
4626 Donovan Street
Orlando, Fl. 32808

CHRIS RAWLS
Magic City Cloggers
12923 SW 112 Pl.
Miami, Fl. 33176

DONNA ROBBINS
Clogging Robbins
Bear Country Cloggers
3734 Leewood Lane
Jacksonville, Fl. 32217

MARSHA RYAN
River City Two-Steppers
2635 Woolery Drive
Jacksonville, Fl.

ELLIOTT SKEEN
Rt. 1, Box 290
Denton, N. C. 27239

DAVID SPENCER
Sunshine Cloggers
Country Cloggers
P. O. Box 7591
Mobile, Al. 36607

GENEVA SPIVEY
Surfside Stompers
Rt. 1, Box 142G-1
Bunnell, Fl. 32010

SALLY THOMPSON
J'Ville Cloggers
1560 Grove Park Blvd.
Jacksonville, Fl. 32216

SCOTT WALL
Cut 'N' Shoot Cloggers
4531 Ish Brant Rd. W.
Jacksonville, Fl. 32210

KRIS WILLIAMS
Springs Stompers
Suger Sand Cloggers
Miami Springs, Fl.

J-VILLE CLOGGERS



October 24, 1986

Dear Fellow Cloggers and Guests:

On behalf of J'Ville Cloggers and myself, I would like to take this time to once again thank everyone for their help.

Preparing for this Jamboree is a big undertaking. However, with the help of our great committees and their families, who have worked together to make your week-end easy and comfortable so you can dance your toes off, we did it!

Enjoy yourselves and remember we have the best bunch of cloggers around.

Your continued support makes each Jamboree the best yet.

Again, thanks

Sally J. Thompson

SALLY THOMPSON
Director

F C C
Sally Thompson
DIRECTOR
CHARTER MEMBER
FLORIDA CLOGGING COUNCIL

EXHIBITION/INSTRUCTION
904-642-4222 BUS. • 904-724-7640 HOME

1560 GROVE PARK BLVD.
JACKSONVILLE, FL 32216

TEACHING SCHEDULE

FRIDAY, OCTOBER 24, 1986

MAIN HALL

TIME	INSTRUCTOR	ROUTINE	LEVEL
1:00- 1:30 PM	MARTY MADDOX	"INVISIBLE TOUCH"	INT.
1:30- 2:00 PM	SCOTT WALL	"A GIRL CALLED EMMYLOU"	INT.
2:00- 2:30 PM	MARGE CALLAHAN	"I'M HAVING FUN"	INT.
2:30- 3:15 PM	CHRIS RAWLS		STEPS WORKSHOP
3:15- 3:45 PM	GENEVA SPIVEY	"DON'T THINK I'LL CRY"	INT.
3:45- 4:15 PM	DAVID IMLER	"WHO'S LEAVING WHO"	INT.
4:15- 5:00 PM	GREG DIONNE	"WORD UP"	INT. ADV.
7:00- 7:30 PM	REQUESTS		
7:30- 8:00 PM	CHRIS RAWLS	"BABY"	EASY
		"ROLL OUT THE BARRELL"	EASY
8:00- 8:30 PM	RENEE LABRIE	RIVER CITY TWO-STEPPERS TEACH " TEXAS SWING"	DEMO
8:30- 9:00 PM	EXHIBITION		
9:00- 9:30 PM	DAVID SPENCER	"ONE THIN DIME"	EASY
9:30-10:00 PM	EXHIBITION		
10:00-10:30 PM	SCOTT BILZ	"WHAT HAVE YOU DONE FOR ME LATELY"	INT.
10:30-11:00 PM	EXHIBITION		

SATURDAY MORNING, OCTOBER 25, 1986

MAIN HALL

9:00- 9:30 AM	DAVID SPENCER	"LIFE'S HIGHWAY"	EASY
9:30-10:00 AM	DIANA ALLEN	"ROCK 'N' ROLL TO THE RESCUE	INT.
10:00-10:30 AM	SALLY THOMPSON	"LITTLE ROCK	EASY INT.
10:30-11:15 AM	SCOTT BILZ TANDY BARRETT	"VENUS"	INT. PLUS
11:00-12:00 NOON	CHRIS RAWLS	"CAN'T STOP NOW"	INT. ADV.

LOBBY A

9:00- 9:30 AM	DAVID IMLER	"SWEET FREEDOM"	EASY INT.
9:30-10:00 AM	DONNA ROBBINS	"ROCKIN' TO THE RHYTHM OF THE RAIN"	INT.
10:00-10:30 AM	CHRIS RAWLS	"ROLL TENNESSEE RIVER"	EASY INT.
10:30-11:15 AM	EDDIE DEES	"DANCIN' ON THE BAYOU	EASY INT.
11:15-12:00 NOON	DERALD GRICE	"TOO LATE"	INT.

LOBBY B

9:00- 9:30 AM	MIKE CHAPPELL	"SAVING MY LOVE FOR YOU"	EASY
9:30-10:00 AM	BARBARA BECK	"GOOD HEARTED WOMAN"	EASY
10:00-10:30 AM	DERALD GRICE	"ALL TIED UP"	INT.
10:30-11:00 AM	MARGE CALLAHAN	"ROLLIN' NOWHERE"	EASY INT.
11:00-11:30 AM	LYNN CHASEZ	"GET BACK TO THE COUNTRY"	EASY INT.
11:30-12:00 NOON	RAY GRIMM	"ROCKY MOUNTAIN MUSIC	INT.

TEACHING SCHEDULE

SATURDAY MORNING, OCTOBER 25, 1986

BUCK HALL

TIME	INSTRUCTOR	ROUTINE	LEVEL
9:00-10:00 AM	SCOTT BILZ		STEPS WORKSHOP
10:00-11:00 AM	GREG DIONNE	"TWO OF HEARTS"	ADV. LINE
11:00-12:00 NOON	ELLIOTT SKEEN		STEPS WORKSHOP

TWO-STEP HALL (SPECTATOR'S WELCOME)

9:00- 9:45 AM	KAY FULLER		BASIC
9:45-10:45 AM	RENEE LABRIE		TEXAS/SWING
10:45-11:15 AM	CHRIS RAWLS	"SHE LIKES HER LOVIN'"	NONE CLOG/LINE
11:15-12:00 NOON	LOIS & DON BENCIVENNI		WESTERN SWING

SATURDAY AFTERNOON, OCTOBER 25, 1986

MAIN HALL

1:00- 1:45 PM	TANDY BARRETT SCOTT BILZ	"DANCIN' ON THE CEILING"	INT. PLUS
1:45- 2:30 PM	MARGE CALLAHAN	"BIRTH OF ROCK 'N' ROLL"	INT. PLUS
2:30- 3:00 PM	CHIP FUTRELL	"BIT BY BIT"	INT.
3:00- 3:45 PM	NOEL DERR	"I'LL BE GONE"	INT. DUET
3:45- 4:15 PM	DONNA ROBBINS	"DIGGIN' UP BONES"	INT.

LOBBY A

1:00- 1:45 PM	DIANA ALLEN	"SHAKIN THE NIGHT AWAY"	INT. PLUS
1:45- 2:30 PM	CHRIS RAWLS	"COUNTRY'S ALIVE"	INT. ADV.
2:30- 3:15 PM	TANDY BARRETT	"HEADED FOR THE FUTURE"	INT. ADV.
3:15- 4:00 PM	CHIP FUTRELL	"LOVE IS IN CONTROL"	INT. ADV.

LOBBY B

1:00- 1:40 PM	DAVID SPENCER	"COME ON IN"	INT.
1:40- 2:20 PM	CHIP FUTRELL	"WHEN I THINK OF YOU"	INT.
2:20- 3:00 PM	SHARON OWENS	"RUDOLPH THE RED NOSED REINDEER"	INT.
3:00- 4:15 PM	JOANNE GIBBS	CLUBS & TEAMS and CLOGGING ETHICS	SEMINAR

BUCK HALL

1:00- 2:00 PM	KRIS WILLIAMS	"ROCK ON THE BAYOU"	ADV.
2:00- 3:00 PM	JOHN PERMAR		STEPS WORKSHOP
3:00- 4:00 PM	SCOTT BILZ TANDY BARRETT	"CRUSH ON YOU"	ADV.

TWO-STEP HALL (SPECTATOR'S WELCOME)

1:00- 2:00 PM	KAY FULLER		BASIC DANCE
2:00- 3:00 PM	MARSHA RYAN		INT.TWO STEP MOVEMENT & LINE
3:00- 4:00 PM	RENEE LABRIE		BEACH BOP

Map of Civic Auditorium

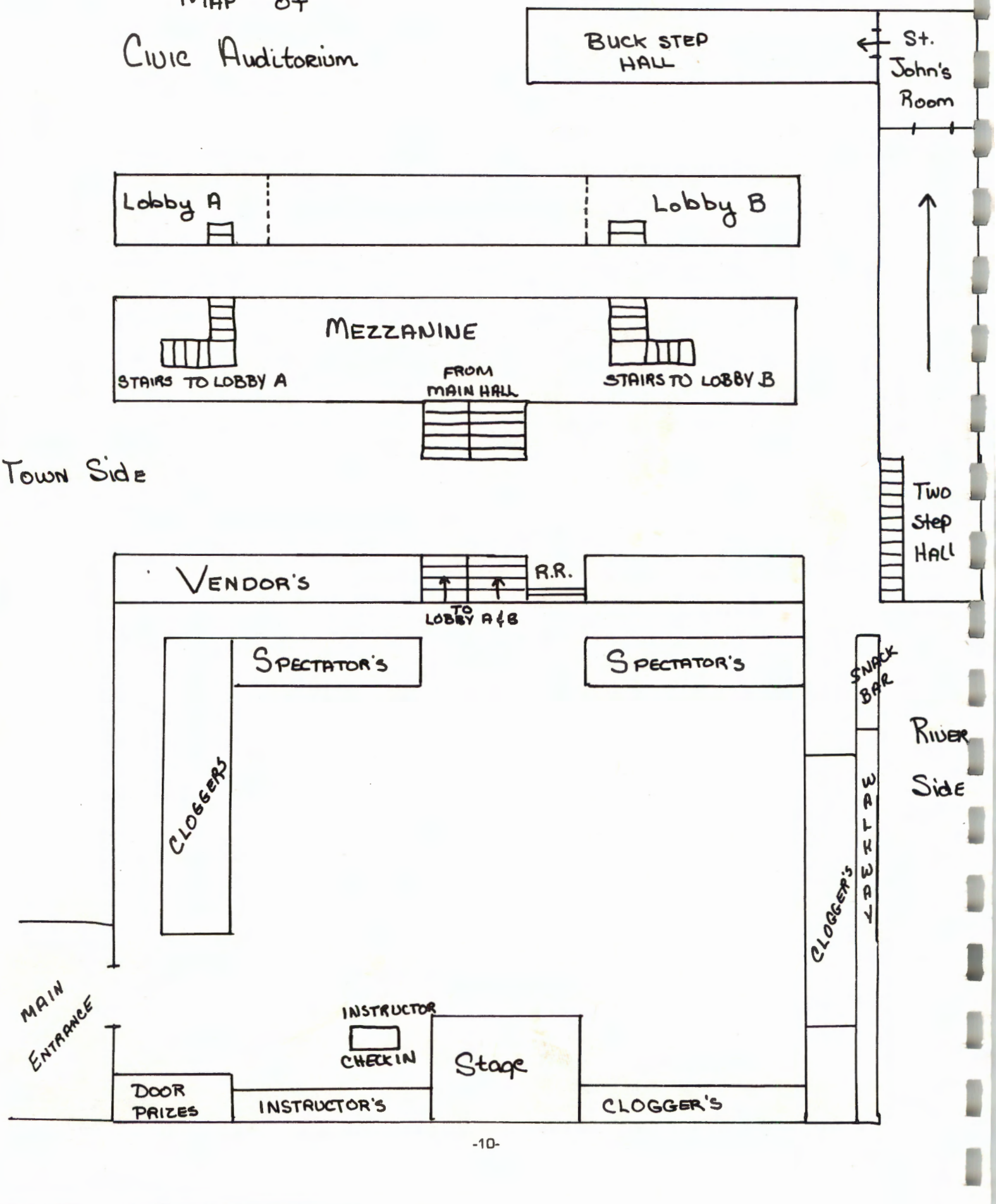

EXHIBITION PROGRAM

FRIDAY, OCTOBER 24, 1986

MAIN HALL

TIME	GROUP	DIRECTOR
8:30 PM	BIG RIVER CLOGGERS	RAY MALLORY
8:35 PM	ORLANDO CLOGGERS	ANGELA CONNOR
8:40 PM	KICKIN' KOUNTRY KLOGGERS	DERALD GRICE
8:45 PM	RAMBLIN REBELS	SANDRA YOUNGER
8:50 PM	QUAIL COUNTRY CLOGGERS	JUDY CONNELL
9:55 PM	DOMINOES	GEORGE FEISS
9:00 PM	WORKSHOP	
9:30 PM	BLACK WATER CLOGGERS	MIKE CHAPPELL
9:35 PM	CUT 'N' SHOOT CLOGGERS	SCOTT WALL
9:40 PM	CLOGGING EXPRESS	ANNE OWENS
9:45 PM	CANNONBALL CLOGGERS	BOBI ELLIS
9:50 PM	DIXIE DELITE CLOGGERS	BARBARA BARNES
9:55 PM	TIDAL WAVES & GRANDMA CLOGGERS	SHIRLEY DRAKE
10:00 PM	WORKSHOP	
10:30 PM	FLORIDA COUNTRY CLOGGERS	LINDA HUGHES
10:35 PM	ROCKY ROAD CLOGGERS	SUSAN FRANS
10:40 PM	KOUNTRY KLOGGERS	TOMMY HASTY
10:45 PM	SHUFFLIN SHOE CLOGGERS	BETTY KENT
10:50 PM	COWFORD CLOGGERS	DORIS SPAULDING

SATURDAY, OCTOBER 25, 1986

MAIN HALL

7:30 PM	ROCKY WATERS	RAY GRIMM
7:35 PM	FREEDOM CLOGGERS	CHERYL BAKER
7:40 PM	SPACECOAST E.T.	JANET PYLES
8:00 PM	GOLD COAST CLOGGERS	BARBARA KOHLER
8:05 PM	DIXIELAND CLOGGERS	IRIS JOHNSON
8:10 PM	SUWANEE RIVER CLOGGERS	JENNIE LYNNE BEAUCHAMP
8:30 PM	GATOR COUNTRY CLOGGERS	JANE GROVE
8:35 PM	CAPITOL CITY CLOGGERS	REX AKRIDGE
8:40 PM	SUN COUNTRY CLOGGERS	TERI CHAMBLISS
9:00 PM	FABULOUS 50'S MELODY	
	SUGARFOOT FAMILY CLOGGERS	DIANA ALLEN
	J'VILLE CLOGGERS	SALLY THOMPSON
	CLOGGIN' ROBBINS	DONNA ROBBINS
	GET BACK TO COUNTRY	MARGE CALLAHAN
	BAKER COUNTY CLOGGERS	MARSHA WILLIAMS
	BEAR COUNTRY CLOGGERS	DONNA ROBBINS
	COUNTY LINE CLOGGERS	MARTY MADDOX
10:00 PM	ORANGE BLOSSOM SPECIAL	BUZZY IRELAND
10:05 PM	CLICKETY CLACK & WHISTLING DIXIE CLOGGERS	CAROLYN JOHNSON
10:10 PM	PONY EXPRESS	JAN HUGHES
10:30 PM	RIVER CITY CLOGGERS	RENEE LABRIE

ACKNOWLEDGEMENTS

The following people served as Chairpersons for these Committees:

MASTER OF CEREMONIES	Sally Thompson Don Trimble
LOBBY COORDINATOR	Marge Callahan
SOUND	Bobby Keefe Robert Keefe
MUSIC COORDINATOR	Don Trimble
PUBLIC RELATIONS	Joe Damato Maggie Damato Lynn Hunt
HOSPITALITY	Anita Coates
SYLLABUS PREPARATION	Sandra Flynn
REFRESHMENTS	Troy Tubbs Ann Tubbs
EXHIBITIONS and PLAQUES	Sharon Glatthorn
DOOR PRIZES	Tony Dillow
DECORATIONS	Debi Dillow Deborah Cooper
ADVERTISEMENT SALES	Linda Wimpee Louise Rapp
T-SHIRT SALES	Debbie Pruitt
PROGRAM SALES	Jim Walden Jane Walden
ADVANCE T-SHIRT SALES	Brenda Addison
ADVANCE TICKET SALES	Marlene Miller
DOOR TICKET SALES	David Imler
EDITORIALS	Sandra Flynn
VIDEO	Matt Wimpee
SECURITY	Fred Flynn Pat Durrant Tony Pethel Wayne Henry



Our annual Jamboree is a club participation project. To <u>everyone</u> in the J'Ville Cloggers, you deserve a big THANK YOU!!! for your generous participation and support.



DONATIONS

1. Anita Coates
2. Arlington Flower Shop
3. Athletic Attic
4. Baymeadows Club
5. Bobbi Lin Shop
6. Buddy's Office Mart
7. Cals Record Shop
8. Canada Dry, Dr. Pepper Bottling
9. Cantore's Village Oak
10. Coconuts
11. Dunkin Donuts
12. Eleanor Arnett
13. Fantastic Sams
14. First Union Bank
15. Floral Art Shop
16. Jax Lanes
17. Jax Hilton
18. LaMee Florist
19. Luigi's Pizza
20. McDonald's Hamburgers
21. Miller Bottling Co.
22. Mr. Gatti's Pizza
23. Pillow Talk
24. Pizza Hut
25. Popeyes Fried Chicken
26. Putt-Putt Golf
27. Record Bar
28. Sally Thompson
29. Sandra Flynn
30. Saraga's Clothing Store
31. Shewanagins, Inc.
32. Show Bix Pizza
33. Square Fair Shop
34. Theresa Murray
35. Tresca the Florist
36. Troy and Ann Tubbs
37. Wayne Henry
38. W. J. Reinhardt, Eng. & Optical Instr.
39. Western World
40. Wilson & Wilson Opticians
41. Woody's Bar-B-Q.

MAIN HALL




THE SQUARE FAIR SHO
1560 GROVE PARK BLVD.
JACKSONVILLE, FL 32216
SQUARE AND ROUND DANCE
APPAREL AND ACCESSORIES
Ph: 904-642-4222
WELCOME
WE HAVE ALL YOUR CLOGGING NEEDS: Prairie Blouses, Western Shirts, Western Blouses, Western Skirts, Western Dresses, Dress Slacks, Petticoats, Pettipants, Clogging Shoes, Taps, Towels, Accessories, Jewelry, Scarves & much more
Mon. - Sat. 10:00 p.m. - 5:00 p.m.
Thurs. 10:00 p.m. - 7:00 p.m.
Group Rates & Mail Orders available.
VISA
MasterCard

INVISIBLE TOUCH

RECORD: ATLANTIC #7-89407 GENESIS
CHOREO: ASHLEY MADDOX 9yrs.old,COUNTY LINE CLOGGERS, JACKSONVILLE, FLA.
INTRO : WAIT 32 BEATS ,START WITH LEFT FOOT

LEVL: INT
TIME: 3:26
LINE DANCE
"TAUGHT BY"
MARTY MADDOX

TIMES	STEPS	DIRECTIONS
	PART A	
2	DS DR STP DS DR STP DS DR STP DSRS L L R L L R L L R L RL	moving left at angle opp. foot move R at angle
	DS RS RS RS (turn R 360*) DS DS DSRS R LR LR LR L R L RL	
	PART B	
2	DS TCH(if) SL TOE-HEEL(ib) RS L R L R LR	"CHARLESTON STEP"
1	DS DS DSRS (in place) DS DS DSRS (turning ½ Left) L R L RL R L R LR	
	REPEAT ALL OF PART B FACING BACK WALL,END UP FACING FRONT ON LAST TRIPLE	
	CHORUS	
2	DS BALL(xif) BALL(xib) BALL(ots) STP (xif) SLUR-BRUP L R L R L R R &1 & 2 & 3 & 4	
	STOMP DR SL DSRS*** DSRS DSRS DSRS DSRS L&R L L R LR L RL R LR L RL R LR &5 & 6 &7&8	
	REPEAT PART A REPEAT PART B REPEAT CHORUS	
	BRIDGE	
6	DTS HL(if) HL(if) RS BRUP(turn ¼left on BRUP each time,alternating footwo L R L RL R on 5th & 6thstay facing front)	
1	DSRS DSRS TOE-HEEL TOE-HEEL TOE-HEEL TOE-HEEL L RL R LR L R L R	
	REPEAT CHORUS REPEAT PART A REPEAT PART B REPEAT CHORUS (do chorus a total of 4 times, turning 3/4 L on the 4 basics each time. REPEAT PART B (do part B only one time thru, no turning) ENDING:DO CHORUS UP TO THE 3*** and STOP.	

SEQUENCE: A,B,CHORUS. A,B,CHORUS, BRIDGE,CHORUS, A,B,CHORUS(4times)B,(1 time)
ENDING is CHORUS up to ***.

ABBREVIATIONS :

DS	DOUBLE TOE STEP	XIB	CROSS IN BACK
RS	ROCK STEP	TCH	TOUCH
DR	DRAG	BR	BRUSH
SL	SLIDE	OTS	OUT TO SIDE
STP	STEP	IF	IN FRONT
XIF	CROSS IN FRONT	IB	IN BACK
HL	HEEL		



Curtis Mathes FOUR YEAR EXCLUSIVE LIMITED WARRANTY

Warranty

Why is our warranty so good... Because our products are that good!!

When you buy any Curtis Mathes product, you get great features plus something even more important—long-term dependability. That's what this warranty is all about.

This warranty comes with the product at no additional charge... and stays with the product for four full years.

When we say electronic, we mean ALL electronics. Your Curtis Mathes dealer simply replaces the item, usually in a matter of minutes ... and at no charge to you for service.

CURTIS MATHES CORPORATION

EXCLUSIVE

FOUR YEAR

LIMITED WARRANTY

Who Provides the Warranty
This warranty is provided to you by Curtis Mathes Corporation together with the following independently owned and operated Curtis Mathes Home Entertainment Center which sold you this product.

What is Covered and How Long
This warranty covers all electronic parts, electronic circuit assemblies, electro-mechanical assemblies, optical systems and picture tubes (where applicable) plus repair labor on this Curtis Mathes product for **FOUR YEARS** from the date of original retail purchase (the "Warranty Period"). Replacement parts, assemblies and repair labor supplied under this warranty during the Warranty Period are warranted only for the remaining portion of the original Warranty Period.
ALL IMPLIED WARRANTIES, INCLUDING IMPLIED WARRANTIES OF MERCHANTABILITY AND FITNESS FOR A PARTICULAR PURPOSE, ARE LIMITED IN DURATION TO THE DURATION OF THIS EXPRESS WARRANTY. Some states do not allow limitations on how long an implied warranty lasts, so the above limitation may not apply to you.

What Curtis Mathes Corporation Will Do
During the Warranty Period, we will supply, at no charge to you, new or remanufactured parts and assemblies to replace any parts and assemblies found to be defective.

What This Curtis Mathes Home Entertainment Center Will Do
During the Warranty Period, we will provide service to you to replace any parts and assemblies which are found to be defective. Carry-in service will be performed at no charge to you throughout the Warranty Period. During the first 90 days of the Warranty Period, in-home service will be performed at no charge to you. After the first 90 days and until the expiration of the Warranty Period, for each trip to your home in connection with service performed under this warranty, we at this independent Curtis Mathes Home Entertainment Center may charge you a trip charge.
The current trip charge of our Home Entertainment Center is $_____.
There will be no charge for the labor required to repair your Curtis Mathes product during the Warranty Period.

What the Owner Must Do
If service is required, contact this independent Curtis Mathes Home Entertainment Center.
If you move outside the Trade Area, but within the Continental United States, then the Curtis Mathes Home Entertainment Center in your new area will honor this warranty. However, you may be required to pay that Home Entertainment Center's trip charge. If, for any reason, there is no Curtis Mathes Home Entertainment Center in the area where you live, contact Curtis Mathes Corporation at the toll free number listed below to arrange for parts and service.
If you reside outside the Trade Area at the time of purchase, and thereafter move more than 10 miles further away, then this warranty is good only for carry-in service at this Home Entertainment Center.

What are the Exceptions
This warranty does not apply to damage due to misuse, abuse or neglect. It does not apply to acts of God. It does not cover cabinetry, decorative parts, batteries or phonograph needles.
This warranty excludes all incidental and consequential damages. Some states do not allow the exclusion of incidental or consequential damages so the above exclusion may not apply to you.
On video and audio tape recorders, you are responsible for lubrication of mechanical parts and cleaning the heads.
This warranty gives you specific legal rights. You may also have other rights which vary from state to state.

For further information about this warranty, contact:

CURTIS MATHES CORPORATION
Consumer Relations Department
1220 Champion Circle, Suite 100
Carrollton, Texas 75006
Toll Free Numbers
In Texas 1-800-492-9543
Out of Texas 1-800-527-7646

Here's all you are responsible for: You may be asked to pay for a nominal trip charge. Ask your dealer for details.

With the exception of these exceptions there are no exceptions!

We've made the terms and procedures of this warranty as simple as possible. But remember this—when you buy a Curtis Mathes Home Entertainment product, the overwhelming odds are that you will never need this warranty. And that is absolutely the only reason we could offer it in the first place.



Curtis Mathes products are built from the latest in technology, with quality and craftsmanship that are unmatched ... No one else even comes close!

MANDARIN	ORANGE PARK	ARLINGTON
9735 Old St. Augustine Rd. Mission Square	200 yds. S. of O.P. Mall 136 Blanding Blvd.	Town & Country S.C. 965 Univ. Blvd. N.
262-5600	272-2700	743-7170
	Hrs: 10 - 8	Hrs: 9 - 8
WESTSIDE	**NORTHSIDE**	
7273 - 103rd St.	5507 Norwood Ave.	
771-1850	764-2501	
Hrs: 9 - 8	Hrs: 9 - 8	

- Free delivery
- Rent or lease options
- Free installation

MasterCard VISA

Curtis Mathes FOUR YEAR EXCLUSIVE LIMITED WARRANTY

See dealer for details.

Curtis Mathes
HOME ENTERTAINMENT CENTER
A little more expensive... but worth it.

A GIRL CALLED EMMYLOU

RECORD: #7-28647-A; Warners Bros. Record by Southern Pacific
CHEREO: Scott Wall; Cut-N-Shoot Cloggers; Jax, Fl.
INTRO: wait 32 beats; start on left foot

PART	TIMES	STEPS
A	1	DTS RS RS STEP SLIDE (TOGETHER) L RL RL L R HEELS (out) HEELS (in) SLIDE DTS RS L-R L-R R L RL
	1	DTS DTS DTS RS R L R LR
	2	DTS BR(up) L R
	1	DTS DTS(xif) DTS DTS(xib) DTS DTS RS RS MOVING L R L R L R LR LR LEFT
	2	DTS BR(up) L R
	1	DTS DTS DTS RS L R L RL
		REPEAT ABOVE ON OPPOSITE FOOT
B	1	DTS DTS DTS BR(turn ¼ left) DTS RS RS RS L R L R R LR LR LR
	2	DTS RS (turn 360° left) L RL
	1	DTS DTS RS RS L R LR LR
	1	DTS DTS DTS BR(up) MOVING UP L R L R
	1	DTS DTS (moving back) RS BR(up) (turing ¼ left) R L RL R
	2	DTS BR (up) R L
	1	DTS DTS DTS RS R L R LR
		REPEAT ON SAME FOOT
C	2	DTS SLUR L R
	1	STOMP DTS DTS RS L R L RL

C 2 DTS KICK(turn ½ right) STEP KICK
R L L R

REPEAT ON OPPOSITE FOOT

D 1 DTS DTS DTS DTS DTS HOP RS(xif) HOP (DIAGONALLY LEFT)
L R L R L L RL L

2 DTS RS RS RS (turn 360° right/ push left)
R LR LR LR

REPEAT ON OPPOSITE FOOT

SEQUENCE: A-B-A-B-C-D-B-A

THE LOWDOWN ON CLOGGING

WARNING: CLOGGING is a highly contagious "social" disease. Don't come in contact with this activity unless you are ready to become incurably affected by clogging for life, there is no known cure.

Good doctors (instructors) will be available to diagnose and prescribe for "future" patients of clogging. By this panel discussion, we hope you will learn all the symptoms a clogger can have, both good and bad!

Hopefully, all areas have been included in the outline printed below. If not, please feel free to ask that important question. We are here to help you and remain at your disposal.

I. BAD EFFECTS

A. Costs
- Shoes and taps
- Club dues
- Exhibition Costumes
- Travel
- Festivals and conventions
- Records
- Lesons & conventions
- Records
- Lessons & classes
- Beer

B. Physical Symptoms
- Accidents
- Knee & lower extremity problems
- Foot trouble
- Varicose veins & phlebitis
- Bunions & corns
- Glasses
- Exhaustion
- Fainting & heat prostration

C. Time
- Practice
- Lessons & classes
- Clubs & exhibition teams
- Leisure time
- Home & family activities

D. Miscellaneous
- Property damage
- Personal confrontation
- Body odor
- "Ego"trip

II. GOOD EFFECTS

A. Physical
- Weight control
- Stamina
- Muscle tone
- Illness symptoms
- Circulation

B. Emotional
- General well-being
- Social interaction
- Depression
- Introverts into extroverts
- self-esteem

C. Social
- Clubs
- Travel
- Exhibition teams
- Friends
- Sportsmanship/team
- Sharing/brotherhood
- Good for "singles" - no partner needed
- Mixture of age groups and entire families



(Submitted by Chris Rawls at Nat'l Square Dance Convention, Louisville '83 - Printed Flop-Eared Mule Jan/Feb '84)

I'M HAVING FUN — Level: Int.

(Flip side of Savin' My Love For You)

RECORD: RCA PB 14336 Pake McEntire
CHOREO: Marge Callahan & Greg Dionne, Sugar Foot Family Cloggers
INTRO: Wait 16 beats, Start with LEFT foot

BEATS	TIMES	STEP	HEEL
		PART A	
8	(4)	L DTSRS (In place)	
8	(2)	L DTS R DTS L DTSRS (In place)	
16	(4)	L DTS R slur(xib)STEP(xib) L DTSRS (Turn ¼ Lt. on DTSRS, cued as "Slur in a Box)	
		CHORUS ("BROKEN ANKLE PUSH")	
16	(2)	L DTS R DT(xif) R HEEL(xif) L HEEL(xib) R & HOLD HEEL(xif) (CLAP) HOLD PAUSE (CLAP) HOLD PAUSE (CLAP)	
		& 1 & 2 & 3 & 4	
		& L STOMP 5 R ROCK & L STEP 6 R ROCK & L STEP 7 R ROCK & L STEP 8 (Move Lt. & Rt.)	
16	(2)	L DTS R DTS L DTS R TCH TOE(xib) L HEEL (Move forward)	
		R DTS L DTS R DTSRS (Move back)	
		PART B ("TATER STOMP")	
32	(4)	L DTS R DTS L STEP R *STAMP(F) L HEEL(pivot ¼ Lt.) L TOE (FLAP)	
		& 1 & 2 & 3 & 4	
		& R STOMP 5 L DTS & 6 R DTSRS & 7&8 (*STAMP is a flat-footed touch)	
32	(1)	REPEAT ENTIRE CHORUS	
		INTERLUDE ("STEP - CLAP")	
8	(4)	L STEP 1 & CLAP 2 (Moving forward)	
4	(1)	L DTSRS R DTSRS (Backing up)	
4	(1)	L STEP 1 CLAP & CLAP 2 R STEP 3 CLAP & CLAP 4 (In place)	
8	(2)	L DTSRSRSRS ("CHAIN" ½ Lt. - ½ Rt.)	

HEEL

BEATS	TIMES	STEP
		PART C ("BRIAR HOP")
8	(8)	R DRAG(left) & L STEP 1 (Alternate footwork, & use all 8 "HOPS" to turn all the way around Lt.)
8	(4)	L DTSRS (In place)
16		REPEAT ABOVE 16 BEATS
32	(1)	REPEAT CHORUS
32	(1)	REPEAT CHORUS
		INTERLUDE PLUS ("STEP - CLAP")
24	(1)	REPEAT "STEP -CLAP" SERIES AND ADD:
8	(4)	L STEP 1 & CLAP 2 (In place)
		ENDING
24	(1)	REPEAT FIRST 24 BEATS OF THE CHORUS

SEQUENCE: A CHORUS B CHORUS INTERLUDE C CHORUS CHORUS
INTERLUDE PLUS ENDING

ABBREVIATIONS: DTSRSRSRS= Double toe step rock step rock step rock step. DTSRS= Double toe step rock step. DTS= Double toe step. DT= Double toe. (xif)= Cross in front. (xib)= Cross in back. (F)= Front.

NOTE: The HEEL/TOE(FLAP) is done by putting the full body weight on the HEEL, pivot ¼ left and then flap the TOE down. (In PART B)

Marge Callahan
7224 Kivler Drive
Jacksonville, Fl. 32210
1-904-771-7987



STEP WORKSHOP

by Chris Rawls

Pushup (Gail Derr)

```
1   r    r    1    1    r    r   1          r  r   1          r         r
DS-BALL-BALL-HEEL-BALL-STEP-DR-STEP (XIB)-DS-DR-STEP (XIF)-TOE (XIB)-SL
+1  2    +    3    +    4    +   5          +6 +   7          +         8
```

On 1st ball push off the floor and land on same ball. Heel is really a touch.

Defrost (Chris Rawls)

```
1 rl r lr 1  r   r      1          r      1
DSRS-DSRS-DS-DS-BALL & TOE (XIB)-BALL & HEEL (FRONT)-PAUSE
+1+2 +3+4 +5 +6      +                7                 8
```

Switch Step (Jean Stephenson)

```
r  1  r  1r        1          r   1  r 1r
DS-DS-DS-RS-PAUSE-STEP & HEEL BR-SL-DSRS
+1 +2 +3 +4   +        5          6  +7+8
```

"Step & Heel Br" must be done at exactly the same time.

Reel Step (Chris Rawls)

```
1  r          1   r          r   1   r  1  r  1
DS-DT (FRONT)-SL-STEP (XIB)-HOP-STEP-DS-DS-DS-DS
+1 +          2   3          +   4   +5 +6 +7 +8
```

Butterball (Chris Rawls)

```
r 1r 1 rl  r    r   1r  1    1   rl
DSRS-DSRS-HEEL-STEP-RS-HEEL-STEP-RS
+1+2 +3+4  +    5   +6  +    7   +8
```

Rest HEEL on floor and swing toe outward. Then, bring toe down to complete the STEP.

These steps are incorporated in three dances by Chris Rawls and Gail Derr :

1. "Country's Alive and Doing Well" (Jerry Reed)
2. "Can't Stop Now" (Reba McEntire)
3. "Roll Tennessee River" (Oak Ridge Boys)

Join Us In Beautiful Daytona Beach, Florida

"The World's Most Famous Beach"



FUN

THE PLAZA

FUN

Right on The Beach (Large Wooden Floors), 600 North Atlantic Avenue

Featuring:

JO ANN GIBBS & TANDY BARRETT & SCOTTY BLIZ

from the Possum Trot Work Shop Staff

DANCE

All Sessions Casual Dress

DANCE

FEBRUARY 27 & 28, 1987

Friday - 7 P.M. - 11 P.M. • Saturday - 10 A.M. - 3 P.M.; 7 P.M. - 11 P.M.

Pre-Registration Deadline - January 15, 1987

(Ribbons will be at door)

Adults - $16.00; At The Door - $18.00 • Children (under 12) - $10.00; At The Door - $12.00
Spectators - $4.00; No Refunds After January 1st, 1987

Name _____

Address _____

_____

Adult _____ Club Affiliation _____

Child _____

Make Checks Payable To: Beverly Dionne • P.O. Box 1481 • New Smyrna Beach, FL 3207(

FUN

Host Motel: THE PLAZA with underground parking

FUN

$42.00 — plus $3.00 each additional person

Make Reservations Early to ensure you a room where you dance.

THE PLAZA

600 North Atlantic Avenue, Daytona Beach, Florida 32018

FOR RESERVATIONS CALL: 1-800-874-7514 Out of State, (904) 255-4471 In State

FOR ANY FURTHER INFORMATION PLEASE CALL

Beverly Dionne (904) 428-5333

LEVEL: Intermediate

DON'T THINK I'LL CRY
(Flipside of Heartbroke)

Record: 3403212 by Ricky Skaggs
Choreo: Geneva Spivey, Bass Kountry Cloggers & Surfside Stompers, Bunnell, Florida
Intro: Wait 16 beats, starts with left foot.

****

(PART A)

Beats	Times	
32	(2)	L DTS, R DT(XIF), L H, R DT(OTS), L H, R ROCK, L STEP, R ROCK(OTS-RIGHT
		L STEP(TO LEFT), R DTS(XIF), L DT(BACK), L BR(UP)
		L DTS, R DTS, L DTS, R R, L STEP, R DTS, L DTS, R L R S, R L R S
		("MODIFIED JOANN")
		(REPEAT ABOVE 16 BEATS, ALTERNATE FOOTWORK)

****

(CHORUS)

16	(2)	L DT(B), R H, L BR(UP), R H, L TCH(XIF), R H, L TCH(XIF), R H
		L TCH(FRONT), R H, L TCH(XIF), R H, L R L DTS R S, CUED("SIMONE")
		(REPEAT ALTERNATE FOOTWORK)
8	(4)	L DT(B), R H, L DTS(XIB) (ALTERNATE FOOTWORK AND BACKING UP)
		CUED("FLEA-FLICKER")
8	(4)	L DTS, R BR UP CUED("FONTANA'S)

****

(PART B)

32	(2)	L DTS, R DTS(XIB), L DTS, R DTS(XIB), L DTS, R DTS, L R RL DTSRS CUED("MY VINE"
		R DTS, L DT(UP), L DT(UP), L DT(UP) TURNING 1/2 RIGHT
		L RL DTS RS, R LR DTS RS
		(REPEAT ABOVE 16 BEATS)

****



(PART C)

Beats	Times		
32	(2)	L R R L L R L R L DTS DTS(XIF) DR STEP DR STEP DTSRS DTS DTS CUED("SAMMY")	
		R L R L R L R DTS R S R S R S OR SWIVEL PUSH	(PUSH OFF MOVING RIGHT)
		L R R L R DTS BR(UP) DTS R S	CUED("ROCKING CHAIR")

****

(ENDING)

8	(1)	L R L R DTS DTS DTS DTS	(TURNING 1/4 LEFT IN 1st DTS AND TRAVEL FORWARD)
		L & L R & R DT(B) STEP DT(B) STEP	(TURNING 1/2 RIGHT TO FACE OPPOSITE DIRECTION)
8	(1)	L R L R DTS DTS DTS DTS	(TRAVEL FORWARD)
		L & L R & R DT(B) STEP DT(B) STEP	(TURNING 1/4 LEFT TO FACE FRONT)
4	(1)	L R L R L R DTS DTS R STEP R STEP	(FANCY DOUBLE) BR SLIDE

****

SEQUENCE: A-CHORUS-B-C-CHORUS-B-CHORUS-ENDING

ABBREVIATIONS:
DTS=DOUBLE TOE STEP
DTSRS=DOUBLE TOE STEP ROCK STEP
RS=ROCK STEP
DT(B)=DOUBLE TOE BACK
DT(XIF)=DOUBLE TOE CROSS IN FRONT
DT(XIB)=DOUBLE TOE CROSS IN BACK
DT(OTS)=DOUBLE TOE OUT TO SIDE
H=HEEL
BR=BRUSH
TCH=TOUCH

GENEVA SPIVEY
RT. 1 BOX 142 G-1
BUNNELL, FLORIDA 32010
PHONE: (904) 437-2801

Intermediate Line Dance
Taught by David Inler

TITLE: Who's Leaving Who
RECORD: Anne Murray Capitol B-5576
CHOREO: Sally Thompson, 1560 Grove Park Blvd., Jacksonville, FL 32216
J-Ville Cloggers, (904) 642-4222.

WAIT 8 BEATS, INTRO - RIGHT FOOT LEAD, PARTS A,B,C - LEFT FOOT LEAD.
SEQUENCE: Intro A A B C A B C Bridge C* Ending

PART	TIMES	STEPS	DIRECTIONS
Intro	3	DS Br(xif)/Heel DS Stomp R L R L R	"Fontana"
	2	DS Stomp L R	
	1	DT/Ball Heel Pause Ball/Ball(xif) Pause L R L R & 1 & 2 & Ball/Heel(unx) Heel/Ball Ball/Stamp Pause L R L R L R 3 & 4 & Stomp DS DSRS (turn 360' right) R L R LR 5 6 7 &8	"S.S. Slip"
	4	DT(b)/Heel DS L R L	"Flea Flicker"
	1	DT/Ball Heel Pause Ball/Ball(xif) Pause L R L R Ball/Heel(unx) Heel/Ball Ball/Stamp Pause L R L R L R Stomp DS DSRS R L R LR	"S.S. Slip"
A	1	DS DT(xif) DT(b) DT(ots) Toe(b)/Heel L R R R R L Toe(b)/Heel Br/Heel/Sl Slide R L R L L L	"Sneakers"
	1	DS DS DSRS (moving back) R L R LR	
	1	Stomp DT(xif)Step Rock Rock Br/Sl/Heel L R L R	"Broken Ankle"
		REPEAT (FORWARD)	
B	1	DS Toe(ots) Toe(xif) Toe(xib) Step L R L R L BrUp/Heel R L	"Joey"
	1	DS DS DSRS (turn 360' Right) R L R LR	"Triple"



PART	TIMES	STEPS	DIRECTIONS
B (cont.)	1	DS Hop RS(xif) Hop Toe/Heel Heel/Toe L L R L R L DSRS R LR	"Hop 'n Flap"
	1	DS Toe(ots) Toe(xif) Toe(xib) Step L R L R L BrUp/Heel R L	"Joey"
	1	DS DS DSRS R L R LR	"Triple"
C	1	DS DS DS DS (turn 3/4 right) DS DS DS RS L R L R L R L RL	"Clog Over Vine"
	1	Stomp DTS(xif) Ball(xib) Ball(ots) R L R L Ball(xif) Slide (turn ¼ left to face back) R R	"Change Maker"
	2	DS BR(xif)/Heel L R L	"Fontana"
	2	DS DR S DSRS L L R R LR	"Drag Basic"
		REPEAT TO FACE FRONT	
	*2	DS Heel Click Heel (omit on third time you do "C", go to ending.) L R L	"Heel Clicks"
Bridge	2	Heel Stomp BrUp/Heel L L R L	"Un-Clog"
	1	DS DS DSRS L R L RL	"Triple"
		REPEAT	
	1	DS Toe/Heel(xif) DS Toe/Heel(xib) L R R L R R	
	1	DS DS RS RS (turn ½ left) L R LR LR	"Fancy Double"
		REPEAT TO FACE FRONT	
Ending	1	DS DS DS DS(turn 360° right) DS DS DS RS L R L R L R L RL	"Clog Over Vine"
	1	DS Toe Heel(xif) DS Toe Heel(xib) DS R L R L R Slur(xib) DS Heel(out) L R L	

WORD UP

RECORD: WORD UP by CAMEO POLYGRAM RECORDS 884-933-7 INT/ADV LINE
CHOREO: GREG DIONNE, SUGARFOOT FAMILY WORKSHOP TEAM, ST. AUGUSTINE, FL.
INTRO: WAIT 16 BEATS, START ON LEFT FOOT

PART	STEPS	"CUES"/(DIRECTIONS)

INTRO:

4- STEP CLOSE(CLAP) STEP TCH(CLAP-CLAP) (MOVING L AND R)
L R L R

PART A:

2- DSRS DS(XIF) (PULL)S DS(XIF) (PULL)S DS BR(UP) "BACK SLUR"
LRL R L R L R L (TURN 1/2 R)

REPEAT ALL OF PART A TO FACE FRONT

PART B:

DT(B) BR(UP) DS(XIF) T/SL "DOUBLE BACK"
L L L R

DS DS DSRS "TRIPLE"
L R LRL (MOVING RIGHT)

DS DS DS T/SL "TRIPLE TOE SLIDE"
R L R L (MOVING RIGHT)

DS DS DS KICK "TRIPLE KICK"
R L R L (FACING FRONT)

REPEAT ALL OF PART B, STARTING ON THE SAME FOOT AND MOVING LEFT

PART C:

DS DS DSRS "TRIPLE"
L R LRL

T/SL T/SL T/SL DS "TOESLIDES"
R L R L (TURNING 1/2 L)

REPEAT ALL OF PART C TO FACE FRONT STARTING ON RIGHT FOOT

PART D:

DS DT(XIF) DT(UNX) RS(XIF) DT(B) DS DTB/H(F) SL "TRIPLE 'S'"
L R R RL R R L R L

DS DS DSRS "TRIPLE"
R L RLR

DS DS R(XIF)S RS "FANCY DOUBLE"
L R L R LR



WORD UP(CON'T)

PART E:

DS	BL/H	BL/H	PAUSE	SL	DSRS	H/BL	H/BL	PAUSE	SL	DS	"DIGGER"
L	L R	L R		L	RLR	L R	L R		R	L	(MOVING FORWARD)
+1	+	2	+	3	+4+5	+	6	+	7	+8	

ON FIRST 2 HEEL DIGS ANGLE L, ON SECOND 2 ANGLE RIGHT

DS	DS	DSRS	"TRIPLE"
R	L	RLR	(MOVING BACKWARDS)

DS	DT(XIF)	DT(UNX)	T/SL	"SLIDER"
L	R	R	R	

REPEAT ALL OF E STARTING ON SAME FOOT.

NOTES:

THE SEQUENCE BELOW LOOKS HARD, BUT IT REALLY IS NOT. EACH PART IS REAL SHORT! THE MUSIC WILL CUE YOU THROUGH MOST OF IT.

SEQUENCE: INTRO, A, B, C, D, E, B, C, D, 1/2 E, A, A, B, C, INTRO, INTRO, 1/2 C, INTRO 1/2 C, INTRO, C, D, E, B

IF YOU HAVE ANY QUESTIONS, FEEL FREE TO WRITE OR CALL:

GREG DIONNE
2233 LAVALLE DR.
JAX.,FL. 32210
(904) 781-2391


Grand Opening!!
Sandwich
J+S ICE CREAM SHOP
8101-5 Old Kings Rd.S ■ Jax., FL 32217 ■ Phone 731-3025

Baby
1:30

Clogging Line Dance
Easy Level

Record: "Baby" by Frank Messina & the Mavericks (MacGregor, 5030-B).
Choreo: Chris Rawls, Magic City Cloggers and Cross Trail Kickers.
Begin: Left Foot.
Wait: 8 Beats.

Heel Beats	No. Times	Part		Cue Name
			l r l l	
32	2	A	DS-DS-DS-SH	[Triple Kick]
			Move forward. Kick, clap, and yell "Hey" on the shuffle.	
			DS-DS-DS-STOMP-STOMP	[Triple Stomp]
			Move back.	
			DSRS-DSRS-DSRS-DSRS	[Basics]
			Turn left 360 degrees.	
			DS-RS-RS-RS-DS-RS-RS-RS	[Side Chain]
			Move left and right sideways. For style as you do these chains point in the direction you are headed.	
			l r l r r	
			DS-TCH (Front)-HEEL-TOE (Back)-HEEL-	[Charleston]
			l r	
			TCH (Back)-HEEL	
			Repeat the "Charleston" step 1 more time.	
32	2	B	DS-RS-RS-RS	[Chain Box]
			Repeat the "Chain" step 3 more times. Move all 4 chains in a box figure. Go left, back, right, and forward. Starting foot will alternate.	
			DS-RS-RS-RS	[Chain Around]
			Circle left 180 degrees. For fun, put left hand on hip and hold right to side, palm front.	
			r l r r	
			DS-DS-DS-HOP & CLAP	[Triple Hop]
			Repeat the above 8 beats. Move forward on the "Triple Hops."	

Sequence : A, B, A

Abbreviations Used : DS = Double-Toe, Step SH = Shuffle
RS = Rock, Step TCH = Touch

Note : This dance was designed to have a good time. Put as much "barn slapping" movements in it as you want. Go for it!

Pappa's®

HONKY TONKS

★ PRESENTS ★



MALE DANCERS

EVERY SATURDAY NIGHT
IN MIZ ELLIE'S

INDIVIDUAL PERFORMANCES
PLUS TABLESIDE DANCES

SHOWS BEGIN AT 7 P.M.

MONDAY — WQIK NIGHT
99¢ cover / 99¢ beer

TUESDAY — LADIES NIGHT
75¢ drinks

WEDNESDAY — Rock 105 NIGHT
MALE DANCERS
Beach Blvd. 6-9 +
Blanding Blvd. 7-10

THURSDAY — V.I.P. CLUB NIGHT
$1.50 VIP DRINKS

WEEKENDS — ROWDIEST WEEKEND
IN JACKSONVILLE!

NOW at Pappa's on Blanding Blvd
Oxfords-
a hot, new top 40 Night Club

10940 BEACH BLVD. ★ 4301 BLANDING ★ OCALA ★ TAMPA

Roll Out The Barrel

Clogging Line Dance
Easy Level

Record: "Roll Out the Barrel" by Max Crook, (TNT, 247-B).
Choreo: Chris Rawls, Magic City Cloggers and Cross Trail Kickers.
Begin: Left Foot.
Wait: 8 Beats.

Heel Beats	No. Times	Part		Cue Name
16	2	2	DS-RS-RS-RS-DS-RS-RS-RS	[Side Chain]
			Move left and right sideways.	
			l r l l DS-DS-DS-SH	[Triple Kick]
			Move forward. Kick and clap on the shuffle.	
			DS-DS-DS-STOMP-STOMP	[Triple Stomp]
			Move back.	
32	1	B	l r r l rl r lr l rl DS-SLUR-STEP-DSRS-DSRS-DSRS	[Slur Basics]
			Repeat "Slur Basics." Start with opposite foot. 1st time, move left sideways. 2nd time, move right sideways. For style, put swaying motion (left and right) into the basics.	
			SRS-SRS-SRS-SRS	[Polka Step]
			Turn left 360 degrees. Feel the beat and put polka-style motion into the "SRS."	
			DS-TCH (Front)-SL-TCH (Back)-SL-	[Charleston Brush]
			BR (Up)-SL	
			Repeat "Charleston Brush," starting on opposite foot.	

Sequence : Alternate A and B to the end of the record. The final step will be the "Side Chain," left and right.

Abbreviations Used :

DS	= Double-Toe, Step	R	= Rock
S	= Step	SH	= Shuffle
TCH	= Touch	BR	= Brush
SL	= Slide		

Note : This dance was designed to have a good time. Put as much "barn slapping" movements in it as you want. Have at it!

You just can't wait.



IT'S A GOOD TIME FOR THE GREAT TASTE

McDonald's (R) SM

© 1984 McDonald's Corporation

11682 SAN JOSE BLVD.
JACKSONVILLE, FL 32217

ONE THIN DIME

RECORD: One Thin Dime by Reba McEntire, Whoever's in New England Album, MCAC-5691

CHOREO: David R. Spencer, Post Office Box 7591, Mobile, Alabama 36607

INTRO: Wait 16 Beats Begin LEFT Foot

****

SEQUENCE: A - B - A - B - C - A - B - Ending

****

PART A

1	DS - Tch(front) - Toe - Heel - Tch(back)	"Charleston"
1	DS - DS - DSRS	"Triple"
	REPEAT THE ABOVE WITH A RIGHT FOOT LEAD	
1	DS - DS - DS - Replace Click	"Triple Replace"
1	DSRS - Shuffle - Shuffle	"Basic Shuffle"
	REPEAT THE ABOVE WITH A RIGHT FOOT LEAD	

PART B

1	DS - DS - DS - Br - Sl(1/4 LEFT)	"Cowboy"
	DSRS - RS - RS(Moving LEFT)	
1	Stomp(turn 1/4 LEFT) - DS - DSRS	"Stomp Double"
1	Stomp - Dt(up) - RS - Br - Sl	"Stomp Double Up"
	REPEAT ALL THE ABOVE WITH A LEFT FOOT LEAD TO END FACING FRONT	

PART C

1	DS - Br - Sl(turn 1/4 LEFT) - DSRS	"Rocking Chair"
1	DS - DS - RS - RS	"Fancy Double"
	REPEAT THE ABOVE THREE MORE TIMES TO END FACING FRONT	

ENDING

1	PART B 1 TIME ONLY WITH NO TURNS	
1	DS - DS - Stomp - Stomp	



Wake up to Shoney's Breakfast Bar



What could possibly be better than Shoney's All-you-care-to-eat Breakfast Bar? How about more items than ever before at a great low price. Wake up to breakfast at Shoney's.

SHONEY'S®
America's Dinner Table™



WHAT HAVE YOU DONE FOR ME LATELY
Int Line

RECORD: Janet Jackson, AM-2812, Time: 3:28, A & M 45 rpm
CHOREOGRAPHY: Scotty Bilz, Orlando, Fl
Tandy Barrett, Stone Mt, Ga
A Possum Trot Routine

Wait: Boogie

PART A

Ball Step
DS *Pull (Slur) Sl DS RS* - lean body to left
L R L R

*pull foot sideways from back towards front

Fancy Double
DS DS RS RS
L R LR LR

Dana
Stomp DT Sl Hop to Balls (RXIFL)
L R L L-R
& 1 & 2 &

Sl (leg to side) Tch(Toe)XIB *Slide
L (R) R
3 & 4

*left heel is touched in front on same beat

Chug Double
Slide DS DS RS
R L R LR
& 1 &2 &3 &4

Traveling Shoes
DS Tch(H) *Heel - face 1/4 to left, travel
L R L sideways towards front

Tch(H) *Heel Tch(H) *Heel
R L R L

*Left foot switches from ball to heel "swiveling"

Triple
DS DS DS RS - turn 1/4 left to face back
R L R LR

Walk-it
Ball-step Ball-step Ball-step Ball-step
L R L R
& 1 & 2 & 3 & 4

moving forwards (towards back of room)

Michael
Stomp DT (turn 1/2 right) Stomp Sl
L R R R



PART B

Duck-Duck Goose	*Ball L-R &1	*Ball L-R &	Jump L-R 2	-moving forward

*bounce on both balls of feet

Jump to Balls (RXIFL) L-R &3	Tch (Heel) R &	¼ turn left	Sl L 4

Triple	DS R	DS L	DS R	RS LR

Half-Time Walk-it (disco)	Ball-heel L &1	&2	Ball-heel R &3	&4

Dog Paddle	Toe-step L &1	Toe-step R &2	Toe-step L &3	Toe-step (turn¼left) R &4

Repeat Part B - same footwork - turn to face front

PART C

Tricky	DS R	DS L	DS R	DS				-moving diagonally forward to left
	DS L	*Kick-replace &1	&	R 2	RS LR &3	Toe(XIB) L &	Sl L 4	

*standing on left-bump foot with right and shift weight to right

2 Triples	DS L	DS R	DS L	RS RL	DS R	DS L	DS R	RS LR	-backing

Repeat Part C opposite footwork - moving diagonally to right backing up to original place

PART D

Double-up Basic	DS L	DT R	DSRS R	-turn ¼ to left
Going Double	DS L	DS R	RS LR	RS LR

Walking the Heels	DS L	DS R	*Heel L	*Heel L	Sl R	-moving forward facing ¼ from front

*scoot or bounce on ball of right foot

Back Step Chug	DS L	DS R	RS LR	SL R	turn ¼ to left to face back

Repeat Part D - same footwork - turning to face front

END

Do; Duck-Duck Goose - Triple - and one Disco (See Part B for step description)

SEQUENCE: A-B-A-B-C-D-B-B-A-B-B-End

LIFE'S HIGHWAY — Easy Level Line

****

Record: Life's Highway by Steve Warnier, MCA-52786

Choreo: David R. Spencer, Post Office Box 7591, Mobile, Alabama 36607

Intro: Wait 32 Beats — Begin LEFT Foot

****

SEQUENCE: A - B - C - A - B - C - A - B - C

****

PART A

2 DSRS - DSRS - DS - Slur - DS - Br - Sl - DS - Slur - DS - Slur -

DS - Br - Sl(turn 1/2 to lead foot) - DSRS

PART B

1 DS - DS - DS - Br - Sl(forward) - DS - RS - RS - RS(backing up)

1 Stomp - DSRS - Br - Sl - DS - DSRS - Br - Sl — In place

PART C "Marge Callahan Strut"

1 Heel - Toe(flap) - Toe(xib) - Heel - Heel(if) - Toe(flap) - Heel(if) -

Toe(flap) - Toe(xib) - Heel - Heel(if) - Toe(flap) - Heel(if) -

Toe(flap) - Toe(xib) - Heel

1 DS - DS - DSRS

2 DSRS

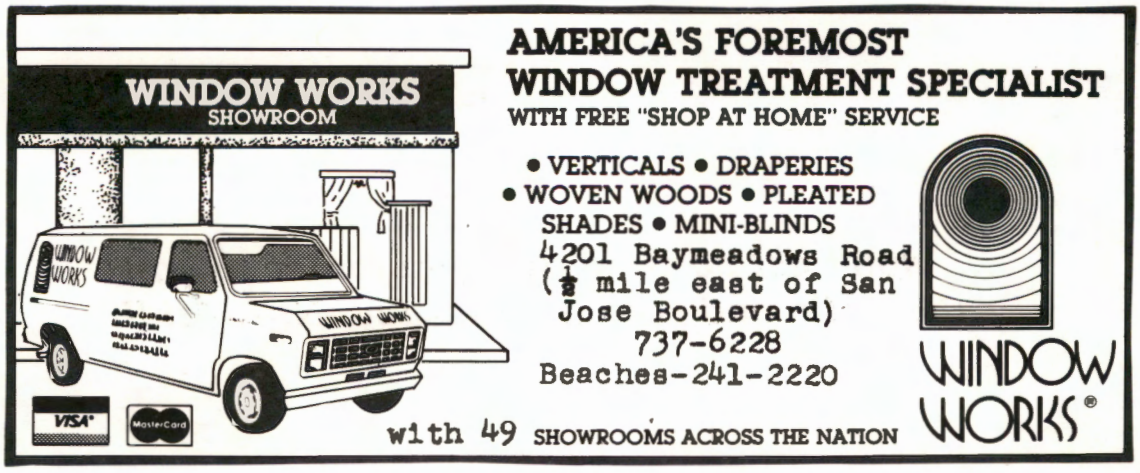

Florida House of Representatives District 18

Campaign to Elect Jim King

SUITE 1840 GULF LIFE TOWER / JACKSONVILLE, FLORIDA 32207 / (904) 398-7371

My applause and best wishes go out to



The Captivating, Colorful J'villeCloggers.
Have a fabulous 7th Jamboree!

.... don't get so tired that you forget to go to the polls and vote on Tuesday, Nov. 4th!!

Pd Pol. Adv. Rep..

The Time is *NOW* for Strong Leadership

ROCK 'N' ROLL TO THE RESCUE

Intermediate

RECORD: ROCK 'N' ROLL TO THE RESCUE, THE BEACH BOYS, CAPITOL B-5595
CHOREO: DIANA ALLEN, SUGAR FOOT FAMILY WORKSHOP TEAM, ST. AUGUSTINE, FL
INTRO: WAIT 32 BEATS, THEN 4 BEATS (DRUMS)

TIMES		STEPS	CUE/DIRECTIONS
		PART "A"	
32 Beats)	2	DTS (L) R(XIB) (R) STEP (L) BR(UP) (R) TH (RR) TCH(B) (L) DTS (L) DTSRS (R)	"SHE BOP" Moving Left
		DTS (L) PIVOT(½L) STEP (R) KICK (L) DTS (L) DTS (R) DTSRS(½L) (L)	"KARATE-TRIPLE"
		REPEAT MOVING TO THE RIGHT	
32 Beats)	2	DTSRS (L) DTSRS (R) DTS (L) DTS (R) DTSRS (L)	
		STEP (R) CLOSE (L) STEP (R) CLOSE (L) STEP (R) CLOSE (L) STEP (R) CLOSE (L)	Moving Right
		(STEP TO THE SIDE, ON CLOSE-SLIDE FOOT TO MEET OTHER FOOT & STEP) CLAP HANDS TWICE ON 1st & 3rd CLOSE, ONCE ON 2nd & 4th CLOSE)	
		REPEAT SEQUENCE, MOVING TO THE LEFT ON STEP CLOSE.	
	1	REPEAT FIRST 32 BEATS	
		CHORUS	
8 Beats)	2	STEP(XIF) (L) H (R) DTSRS (L) DTS (R) SLUR (L) DTS (R) DTS (L)	"ROCK 'N' ROLL" Moving R then L
		(ROLL ONTO BALL OF R FOOT WHEN YOU STEP ON LEFT THEN COME DOWN ON R HEEL)	
	1	DB/H (L/R) B/H (R/L) SL (R) DTS (L) DTSRS (R) DTSRS (L) DTS (R) DTS (L) DTSRS (R)	
	2	DTSRS (ANGLE LEFT THEN RIGHT)	
	1	STEP(F) (L) H (R) H (L) H (R) (DONE IN "TWIST" STYLE-HIPS FRONT,BACK,FRONT,BACK	
	4	DTSRS	
		PART "B"	
64 Beats)	4	H(OTS) (L) R (L) STEP(XIF) (R) H(OTS) (L) R (L) STEP(XIF) (R) DTS (L) DTS (R) DTSRS (L)	
		DTS (R) &1 DTS (L) &2 DTS (R) &3 R (L) & STEP(IF-ANGLED RIGHT) (R) 4 CLOSE (L) &5 SL/KICK (L R) &6 DTSRS(¼R) (R) &7&8	
		Cont'd	

(Cont'd) ROCK 'N' ROLL TO THE RESCUE

PART "B"

32 Beats) 2 DTS(L) DTS(XIF)(R) DTS(L) DTS(XIB)(R) DTS(L) DTS(XIF)(R) DTSRS(L) "VINE"

DR(TO RIGHT)(L) S(R) DR(TO LEFT)(R) S(L) DR(TO RIGHT)(L) SRS(RLR) "GRASSHOPPER"

DR(TO LEFT)(R) S(L) DR(TO RIGHT)(L) S(R) DR(TO LEFT)(R) SRS(LRL)

Moving left then right on entire sequence.

1 REPEAT ENTIRE CHORUS

PART "C"

1 REPEAT FIRST 32 BEATS OF PART "A" "SHE BOP - KARATE - TRIPLE"
1 REPEAT LAST 32 BEATS OF PART "B" "VINE - GRASSHOPPERS"

1 REPEAT ENTIRE CHORUS

BRIDGE

2 DTS(L) SLUR(R) DTS(L) SLUR(R) DTS(L) DTS(R) DTSRS(L) "DOUBLE SLUR, TRIPLE" Moving Left then Right

ENDING

2 H(OTS)(L) R(L) STEP(XIF)(R) H(OTS)(L) R(L) STEP(XIF)(R) DTS(L) DTS(R) DTSRS(L)

DTS(R) DTS(L) DTS(R) R(L) STEP(IF-ANGLED RIGHT)(R) CLOSE(L) SL/KICK(L R) DTSRS(R)

SEQUENCE: A,CHORUS, B, CHORUS, C, CHORUS, BRIDGE, ENDING

DTS - Double Toe Step
DTSRS - Double Toe Step Rock Step
T - Toe
H - Heel
DB/H - Double Ball Heel
OTS - Out to Side
XIF - Cross in Front
XIB - Cross in Back
B - Back
IF - In Front

Diana Allen
3880 SR 16 W
Green Cove Springs, Fl 32043
904-529-9592 (Home)
904-282-5656 (Work)

TITLE: LITTLE ROCK — Easy Intermediate Line Dance
RECORD: MCA 52848 - REBA McINTIRE
CHOREO: SALLY THOMPSON, 1560 GROVE PARK BLVD., JACKSONVILLE, FL 32216
J-VILLE CLOGGERS, (904) 642-4222.

WAIT 32 BEATS, START ON LEFT FOOT
SEQUENCE: AB AB AB Ending*

PART	TIMES	STEPS	DIRECTIONS
A	2	DS DR/SL/DR S(xif) RS(xif) L L R LR	"Pulley's" Moving left
	1	DS DS DS RS L R L RL	Moving Back
	2	DSRS R LR	Turning 360' right
		REPEAT MOVING RIGHT	Triple forward Basics turning left
	2	DS DS DS Hop (forward) DS DS DS RS (turn ½ around to right) L R L L R L R LR	
	4	STOMPS	
B	3	DS SLUR DS BrUp/Heel L R L R L	Turn ¼ left on BrUp
		DS DT(if) DT(ib) BrUp/Heel R L L L R	"Alabama"
		DS DS DS BR(xif)/Heel DS RS RS RS L R L R L R LR LR LR	"Cowboy"
	1	DS SLUR DS BrUp/Heel L R L R L	Turn ¼ left to face front
		DS DT(if) DT(ib) BrUp/Heel R L L L R	"Alabama"
	*2	DS Br(xif)/Heel DS Tch(ib)/Heel L R L R L R	"Lucy Brush Over"
		DSRS DSRS L RL R LR	

REPEAT DANCE 3 TIMES

*ENDING — Replace last 2 "Lucy Brush Overs" with 4 "Lucy Brush Overs" turning ¼ left each time to make a box.
End with left toe touch behind.





The Rock

Your assurance of strength, security, service

The Prudential

Insurance &
Financial Services

VENUS



RECORD: BANANARAMA, London 886-056-7, Time 3:49, 45 rpm
CHOREOGRAPHY: Tandy Barrett, Stone Mt, Ga
Scotty Bilz, Orlando, Fl
A Possum Trot Routine

Wait 16

INTRO

Touch Slides	Tch(OTS)	Sl	Tch(OTS)	Sl	DS	RS		
	L	R	L	R	L			

Repeat 3 more times opposite footwork

PART A

Drag Steps	DS	Drag	S	DS	Drag	Sl			
	L	L	R	L	L	R			
	DS	Drag	S	DS	DS		- moving left		
	L	L	R	L	R				
Delta	DS	DT(XIF)	Sl	DT(OS)	Sl	(Tch)	Toe	- turn 1/2 right	
	L	R	L	R	L		R		
	&1	&	2	&	3		&		
	Heel	-	Heel	(Pause)	Stomp	DS	RS	Sl	
	L	-	R		L	R	LR	L	
		4		&	5	&6	&7 &	8	

Repeat Part A - same footwork - facing back of room turn 1/2 right to face front

PART B

Side Rocks	DS	RS	R(OS)	S	DS(XIF)	- moving forward	
	L		R	L	R		
	DS	RS	R(OS)	S	DS(XIF)	- moving forward	
	L		R	L	R		
Back Up	DT	DS	DT	DS		- backing up	
	L	L	R	R			
Fancy Hop	DS	DS	Ball	Ball	Sl		
	L	R	L-R	L-R	R		



PART C

4 Step Turn — Step Step Step Step -full turn to left
L R L R

Hee Haw Marcie — Stomp DS(XIF) [(Ball) Scuff] (Scoot) Heel Step
L R LXIF (L) R (L) R R

Stomp Double — Stomp DS DS RS

The Brake — DS DS (Break) forward DSRS
R L R R

Repeat Part C - same footwork

PART D

"S" — DS *Slur SL DS *Slur SL -moving forward
L R L R L R
&1 & 2 &3 & 4

*drag or slur free foot from behind standing foot to front

Breaks — D(xif) *Break - Break - Break - Break - Break - Break
L LXIFR
& 1 & 2 & 3 &

*Rocking back and forth on sides of feet
(Hop to left foot ½ turn left) Tch (toe) B (Flange)
R
4

Catawba — * Heel Heel Heel Heel
L L R R
&1 & 2 &

Heel Heel Heel Heel - Heel
L R L
3 & 4 & 5 & 6

DSRS *bounce on ball of opposite foot
&7&8

Repeat all of Part D moving "S" forward to back of room and turning ½ to front on break

PART E

Jackson Turn — DSRS DSRS DSRS
L R L

Tch Toe(xif) pivot full turn to left Heel
R R R

END

Do Part B 6 times in a box this way:

front
facing left¼, left ¼, left ¼, left ¼

SEQUENCE: Wait 16
Intro
ABC - ABC Intro (½) D - BC - ABC Intro (½) E - B - B - B - B - B - B

Can't Stop Now
2:58

Intermediate/Advanced Level
Clogging Line Dance

Record: "Can't Stop Now" by Reba McEntire (MCA-52767).
Choreo: Chris Rawls and Gail Derr, Magic City Cloggers.
Begin: Left Foot.
Wait: 16 Beats.

Heel Beats	No. Times	Part	Step	Cue Name
			1 r 1 r 1 r1 r1 r1 r1	
16	2	A	DS-DT (XIF)-SL-DT (X)-SL-PAUSE-RS-RS-RS-RS-	[Pause Rock]
			+1 + 2 + 3 4 +5 +6 +7 +8	
			r 1 r 1r 1 r 1 r 1r	
			DS-DS-DS-RS-PAUSE-STEP & HEEL BR-SL-DSRS	[Switch Step]
			+1 +2 +3 +4 + 5 6 +7+8	
			Back up on RS's. Move forward on DS-DS-DS-RS.	
			1 r 1 r 1 r 1 r r	
8	2	B	DS-DS-DS-DS-KICK & SL-KICK & SL-DR-	[Burnsmith]
			+1 +2 +3 +4 5 6 +	
			1 r 1	
			STEP (XIB)-STEP-STEP	
			7 + 8	
			1st time, move sideways left on DS's. 2nd time, move sideways right on DS's. When repeating, start on right foot.	
			1 r 1 r r 1 r 1 r r	
16	1	C	DS-DS-DS-TOE (XIB)-SL-DS-DS-DS-TOE (XIB)-SL	[East Bound]
			+1 +2 +3 + 4 +5 +6 +7 + 8	
			1 r 1 r r r	
			DS-HEEL TCH-SL-TOE (XIB)-SL-SL	[Breeze]
			+1 + 2 + 3 4	
			Repeat last 4 beats, starting on same foot.	
			On "East Bound" turn left 360 degrees.	
			r 1 1 r r 1	
16	2	D	DR-STEP (XIB)-DR-STEP (XIB)-DR-STEP (XIB)-	[Drag Steps]
			+ 1 + 2 + 3	
			1 r 1 r 1	
			DR-STEP (XIB)-R (SIDE)-STEP-DS (XIF)-	[Side Rocks]
			+ 4 + 5 +6	
			r 1 r	
			R (SIDE)- STEP-DS (XIF)	
			+ 7 +8	
			1 r 1 1 r 1	
			DS-DS-DS-BALL & HEEL-SL	[Heel-Balls]
			+1 +2 +3 + 4	
			Repeat last 4 beats, starting on right foot.	
			Move back on DR-STEPS. Move forward on DS's. Use bouncing motion on the BALL.	(Continued)

			1 rl r lr 1 r 1 r 1 r	
16	1	E	DSRS-DSRS-DS-KICK & SL-DS-KICK & SL	[Basic Kick]
			+1+2 +3+4 +5 6 +7 8	
			1 rl r lr 1 r r 1	
			DSRS-DSRS-DS-DS-BALL & TOE (XIB)-	[Defrost]
			+1+2 +3+4 +5 +6 +	
			r 1	
			BALL & HEEL (FRONT)-PAUSE	
			7 8	

Turn left 360 degrees on both sets of DSRS's.
Use bouncing motion on the BALL.

Sequence : A, B, C,
A, B, C, D, E,
A, B,
A, B, C, D, E,
E, E.

Abbreviations Used :

DS	-	Double-Toe, Step
DT	-	Double-Toe
XIF	-	Cross in Front
XIB	-	Cross in Back
SL	-	Slide
X	-	Cross Out
RS	-	Rock, Step
BR	-	Brush
DR	-	Drag
TCH	-	Touch
R	-	Rock

Questions? :

Cross Trail Square Dance Center
4150 S.W. 70 Court
Miami, Florida 33155
(305)-667-8232

In the fifties, people followed innumerable awkward regimens. These ranged typically from cosmetic fashions, diet fads and more. For instance, the Indianapolis News advised:

Warm Smile is An Attribute of Charm

For this, train the upper lip by this method:

1. Stretch the upper lip down over the teeth, say 'Moo-o-o-o'.

2. Hold the lips between the teeth and smile.

3. Purse the lips, pull them downward and grin.

4. Let the lower jaw fall and try to touch your nose with your upper lip.

Months of daily practice are necessary to eliminate strain from the new way of smiling, but it, too, can become as natural as all beguiling smiles must be.

DANCIN ON THE CEILING:

INTERLINE LINE(with hard movements)

RECORD BY: Lionel Richie Motown Records #1843MF 4:20 Mins

CHOREO: Tandy Barrett-Stone Mt.,Ga. -- Scotty Bilz-Orlando,Fl.



WAIT 16 BEATS OF MUSIC
Boogie 32 BEATS OF MUSIC

PART A

2 Basics	**DS - R/S - DS - R/S** L R L R L R	
Double Shuffles	**SH(arms down) SH(arms to front) SH(arms down) SH(arms to front)** L-R L-R L-R L-R	
Touch Shuffles	**STOMP - DT/SL - Tch(XIF)/SL - DR/SL** L R L R L L L	turn 1/4 left
Pivot Chain	**DS - R/S - R/S - R/S** R L R L R L R	turn 1/4 left

*****Repeat PART A - facing back - turning to front - same footwork*****

PART B

Fancy Double & Triple	**DS - DS - R/S - R/S - DS - DS - DS - R/S** L R L R L R L R L R L	moving forward
Chug-A-Rock	**DS - Pivot(1/2 right) - R/S - SL** R L L R R	
Manamara	**BALL/Tch(Heel) - BALL/BALL - BALL/Tch(Heel) - BALL/STEP** L R R L R L L R & 1 & 2 & 3 & 4	

*****Repeat all of PART B - turning Chug-A-Rock right to face front - same footwork*****



PART C

Triple Heel Dig	**DS - DS - DS - (BALL) HEEL(Tch OTS)** L R L (L) R 1 2 3 & 4	
Chug Chain	**CHUG - DS - R/S - SL** L R L R R *****Repeat 3 more times turn 1/4 right each time: you will end up facing front*****	turn 1/4 right
	then add	
Touches	**DS - SL/(KICK) - DS - SL/(KICK)** L L R R R L	

PART D

2 Triple Hops	**DS - DS - DS - SL(Kick) - DS - DS - DS - SL(Kick)** L R L L R R L R R L	
Baby	**DS - DS(XIF) (turn or break) - *HEEL/*HEEL - SL** L R L R R L *Bounce on ball of opposite foot	turn 1/4 right
Chain Back	**DS - R/S - R/S - *R/S** R L R L R L R *Turn R/S 1/4 right to face back of room Repeat all of PART D - begin triples facing back of the room - same footwork	backing up (facing the wall 1/4 right from front)
3 Rocking Chairs	**DS - BR/SL - DS - R/S** L R L R L R *****Repeat 2 more times*****	1/4 turn left
Fancy Double	**DS - DS - R/S - R/S** L R L R L R	

Twist Steps

*STEP - *STEP(XIF) - *STEP - *STEP(XIB) - *STEP -
L R L R L

*STEP(XIF) - *STEP - *STEP(XIB)
R L R

*Twist your body same direction as foot designation

Triple Turn Around

DS - DS - DS - R/PULL(1/2 turn right) - SL - DS - R/S - SL
L R L R R L R L R R

*Pull or slur side of foot around from back to front

PART E #1

Triple Stomp moving forward (sidewalks)

DS - DS - DS - STOMP - DS - DS - DS 1/2 turn left - (CLAP) STOMP
L R L R L R L R

*Repeat same footwork - Moving Back

PART E #2

Triple Stomp moving to left (sidewalks)

DS - DS - DS - STOMP - DS - DS - DS 1/2 turn left - (CLAP) STOMP
L R L R L R L R

*Repeat facing back - same footwork - turn to front

BREAK #1 - "CHEERLEADERS"

Hand Moves -- 16 Beats



While bouncing on heels - punch left arm up and across face then down slightly out from side (straight elbow!) Do this 4 times - 8 beats - then;





Shuffle while putting arms straight over head - pump 4 times - closed fist then; open fists-



Bring arms down slowly to sides - 4 beats

BREAK #2

You will be clapping hands in a cadence while taking 8 steps to front.

Cadence

Step Clap-Clap Step - Clap
1 & 2 3 4

(do 4 times)

Clap hands over head



PART F

2 Triples	DS - DS - DS - R/S - DS - DS - DS - R/S L R L R L R L R L R	Backwards
Cross & Kick	Clap - Clap Clap DS - Tch(XIF)/SL - DS - SL/(KICK) - DS - L R L R R L L	
	Clap - Clap Clap Tch(XIF)/ SL - DS - SL/(KICK) R L R R L	

END

Fancy Double & Triple	DS - DS - R/S - R/S - DS - DS - DS - R/S L R L R L R L R L R L	Moving forward

Before you read the sequence and toss this let me ease your mind by saying the sections are short and broken down in small bits. It isn't difficult to follow and the music cues each section. It looks more involved than it is. Here it is.
NO POISION DARTS PLEASE!!



SEQUENCE:

AFTER WAITING 16 : 32 INTRO

(Sidewalks) (Cheerleader)
A-B-A-B-B-C-D- E#1 - BREAK #1

(Sidewalks)(Sidewalks) (Cadence)
A-B-B- E#1 - E#2 - BREAK #2 F
B-B-END



BIRTH OF ROCK AND ROLL Level: INT +

RECORD: POLYGRAM RECORDS 884 760-7 Carl Perkins
CHOREO: Marge Callahan, Sugar Foot Family Cloggers, St. Augustine, Fl.
Git Back To Country Cloggers, Jax., Fl.

INTRO: TRICKY!!! Wait for him to sing "and that started Rock & Roll" You count 4 bts starting with the word STARTED. Then start with LEFT FOOT.

* * * \

HEEL BEATS	TIMES	STEP	
16	(2)	L DTS, R DTS, L DTS, R TCH TOE(XIB), L SL	(Moving forward)
		R DTS, L DTS, R DTSRS	(Backing up)

PART C ("QUICK SLIP")

8	(1)	L DT/HEEL(F) &-uh-1; R BALL(XIF)/BALL(XIB) &; L BALL(B)/R HEEL(F) 2	
		L HEEL(F)/R BALL(B) &; R BALL(B)/L HEEL(F) 3; L SLIDE &; L SLIDE 4	
		R DTS & 5, L DTS & 6, R DTSRS & 7&8	("TRIPLE")
8	(1)	L DTS & 1; Lt.Toe pivot ½ LT &; L SL 2 &; R STOMP 3; R DR/SL &; L DTS 4 &; R DTS 5 &; LR RS 6 &; LR RS 7 &8	
		(This is a Karate turn with a Fancy Double)	
		REPEAT ABOVE 16 BEATS	
32	(1)	REPEAT ENTIRE CHORUS	("GOT-CHA & 2 TRIPLES") ("GOT-CHA & 2 TRIPLES")
48	(1)	REPEAT INTERLUDE	("HOPPIN JOHN")

ENDING

16	(2)	QUICK SLIP	
		R DTS, L DTS, R DTSRS	

SEQUENCE: CHORUS-A-CHORUS-B-CHORUS-INTERLUDE-C-CHORUS-INTERLUDE-ENDING

ABBREVIATIONS: DTSRS=Double toe step rock step. DTS=Double toe step. DT=Double toe. RS=Rock step. (XIF)=Cross in front. (XIB)=Cross in back. (OTS)=Out to side. (X)=Uncross. SL=Slide. DR/SL=Drag slide. (F)=Front. (B)=Back. FWD=Forward.

NOTE. In Part A, when you do the HEEL/TOE, the TOE as a flap. Full body weight is on the HEEL and you just flap the toe down.

Marge Callahan
7224 Kivler Drive
Jacksonville, Fl. 32210
1-904-771-7987

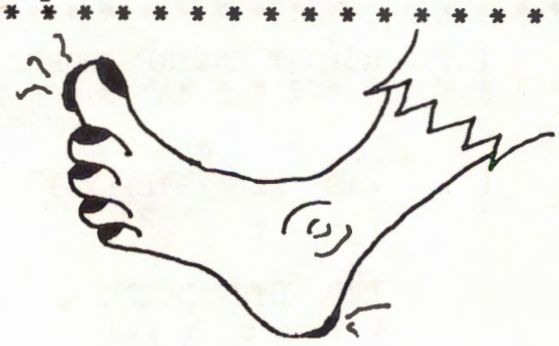

BIT BY BIT INTERMEDIATE LINE DANCE

Record:"Bit By Bit" by Stephanie Mills; MCA Records MCA-52617;time 3:25
Choreo:Chip Futrell,P.O. Box 565,Denton,N.C. 27239 704/869-3333
Intro:Wait 16 beats.Start on the left foot.

PART A - 16 BEATS

# TIMES	STEP	DIRECTIONS
2	DS RS DS BR SL DS RS DS KK L RL R L R L RL R L &1 &2 &3 & 4 &5 &6 &7 &8	Turn ½ right on the kick (beat 8).

PART B - 32 BEATS

(xif)(unx)(turn ½)

1	DS DS DS BA HL ST DS L R L R R L R &1 &2 &3 & 4 &5 &6 DS RS L RL &6 &7	Move left on the first 3 double steps and turn ½ right on beat 4.
2	DS RS	Move forward.
1	DS DS DS RS R L R LR &1 &2 &3 &4	one triple basic - do in place.

*REPEAT THIS SEQUENCE ONCE MORE

PART C - 36 BEATS

2	DS DS DS BR SL L R L R L &1 &2 &3 & 4	Do forward.
2	DS BR SL L R L &1 & 2	Do in place.
1	DS RS RS RS L RL RL RL &1 &2 &3 &4	one Chain Stomp - turn ½ left

*REPEAT THIS SEQUENCE ONCE MORE STARTING ON THE RIGHT FOOT & TURN RIGHT.

2	DS RS	Do in place.

PART D - 48 BEATS

2	DS DT DT HL HL HL ST L R R R L R R &1 &2 & 3 & 4 &5 DS DS RS L R LR &6 &7 &8	"Scotty"(Scotty Bilz) Turn 3/4 right on the last 4 beats.
2	DS RS	Move forward.
1	DS DS ST ST DR SL L R L R L&R L&R &1 &2 & 3 & 4	"Simone Stomp"(Simone Nichols)

*REPEAT THIS SEQUENCE ONCE MORE TO FACE THE FRONT.

BRIDGE - 8 BEATS

# TIMES	STEP
4	DS RS

DIRECTIONS

Move forward.

SEQUENCE

PART A
PART B
PART B
PART C
PART D
PART A
PART B
PART C
PART D
PART A
BRIDGE
PART C
PART D
PART D

SYMBOL TABLE

DS----------double step
RS----------rock step
BR----------brush
SL----------slide
KK----------kick
BA----------ball
HL----------heel
ST----------step
DR----------drag
DT----------double toe
(xif)----------cross in front
(unx)----------uncross

MORE OF THE HARD STUFF

Confessions of a Clogging Addict

Well you ain't seen much when you've seen me,
But talking is cheap and the looking's plumb free,
And the warning's a bargain at twice the price
'Cause it was clogging lessons that ruined my life.

Now I reckon It's hard to believe but it's true
That once I wasn't no different from you:
A pillar at work, my community's pride —
But I took to dancing like a drunkard to wine.

Oh, once I was tidy, not a hair out of place,
With clothes neatly pressed and a scrubbed shining face —
But I succembed to the wiles of a clog dancing friend
And went straight to perdition with a light-hearted grin.

Now at first my deterioration was slow,
For I saw no harm in one DOUBLE TOE;
But I fooled with the real stuff like STEP-ROCK-STEP-HOP
And then moved on to freestyling pure Rocky Top.

Well from there on out it was clog dance or die
And I might've could quit, but I didn't try;
I kept saying, "I"ll enter one last competition"
And telling myself, "Just one more exhibition."

So my family heard rumors that I'd been seen
In Orlando or Nashville or towns in between
While I strung myself out on the highs and the thrills
Of the workshops from Fontana's to Jacksonville's.

Now I'm red-eyed and rumpled and sticky and damp
My clothes are as creased as my crumpled road map;
I'd be a poor second to a down-and-out bum,
But I'm here to tell you I've had me some fun!

And you'll listen a minute, and I'll tell you it's great
And invite you to try it — and you'll make a mistake,
'Cause you'll come and you'll see for yourself that it's true
And what happened to me will happen to you:

For there's plenty will tell you the dangers of drink,
And assorted degredations into which you can sink —
But I was a victim of infatuation
With the evils of wholesome recreation!!!!

Shelia Popwell Hampton, GA October 27, 1983

I'LL BE GONE — DUET-INTERMEDIATE

Dwight Yoakam, Reprise Records 7-28688-A
Choreo: Noele and Gail Derr, Magic City Cloggers, Miami, Florida

Note: Steps refer to person standing on the left side. The person standing on the right side starts on the opposite foot. Couple starts on the inside foot.

HEEL BEATS — INTRODUCTION

16 — Couple joins hands - wait

PART A

```
         R   L       R   L       R   LR  L   R       L   R       L   R
 8       DS, DT(XIF) SL, DT(OTS) SL, RS, DS, DT(XIF) SL, DT(OTS) SL, ST
```

(Turn 1/4 on ST to face partner and join hands in butterfly position)

```
         LR  L   RL  R
 4       RS, DS, RS, DS   (Boogie style)

         L   R   LR  LR
 4       DS, DS, RS, RS   (Person on left passes behind person on right. Person on right passes in front under left arm of partner, trading places)
```

16 — Repeat all of "A" starting on outside (L) foot. (Person who passed in back first time now passes in front - returning to starting position)

PART B

```
         R LR                    L RL
 4       DSRS (1/4 turn to face), DSRS (1/2 turn out)

         R   L   RL  R
 4       DS, DS, RS HOP   (turn in towards partner, complete full circle and face front)

         L   R       R   L       L   R       LR  L   R L   R L
16       DS, DS(XIF), DR ST(XIB), DR ST(XIB), RS, DS, K+SL, K+SL

         R   L       L   R       R   L       RL  R   L     L
         DS, DS(XIF), DR ST(XIB), DR ST(XIB), RS, DS, K+SL, K+SL

         L RL                        R LR
 4       DSRS (1/4 turn to outside), DSRS (1/2 turn to face)

         L   R   LR  L
 4       DS, DS, RS HOP   (turn away from partner, complete full circle and face front)
```

HEEL
BEATS BRIDGE

R R+L R+L R L R R L
8 DT PIVOT (heels out), PIVOT (heels in), ST, DT SL DR ST(XIB),

R L L R L RL
DT SL DR ST(XIB), DSRS

(A pivot is done by lifting both heels with full weight on the toes)

---

8 Repeat Bridge

32 Repeat all of Part A

32 Repeat all of Part B

PART C

R L R L
4 DS, DS(XIF), DS, DS(XIF) (person on left moves sideways behind person on right, trading places)

R R LR L RL R L R L R L R L R L R
12 Toe SL, RS, DSRS, DS K+SL, DS K+SL, DS K+SL, DS, DS (turn away from partner 360° on DS K+SL's)

16 Repeat Part C on left foot (person who passed in back first time now passes in front - returning to starting position)

---

32 Repeat all of Part A

32 Repeat all of Part B

32 Repeat all of Part B

8 Repeat first 8 counts of Part B:

R LR L RL
4 DSRS (1/4 turn to face), DSRS (1/2 turn out)

R L RL R
4 DS, DS, RS HOP (turn to inside 360° and face front)

32 Repeat all of Part C starting on outside foot (cross over first DS and turn in toward partner 360° on DS K+SL's)

Sequence: A, B, Bridge, A, B, C, A, B, B, B (8 beats only), C

DT = double toe	DR = drag	XIB = cross in front
DS = double toe step	SL = slide	XIB = cross in back
RS = rock step	ST = step	OTS = out to side
K = kick		

DIGGIN' UP BONES

Sung By: Randy Travis, Warner Bros. #7-28649-A, 2:58 minutes
Choreo: Donna Robbins, (904) 737-8514
Cloggin' Robins, Bear Country Cloggers,
Robinettes, Teddy Bears — Inter. Line Dance

Wait 4 Beats To Begin

Intro: Heels close together, knees pointing outward, thumbs tucked in at waistline. Do 4 knee bends up and down.

Part A:

DS Tch-Bk H Toe-Heel Heel-Up L R L R L	Twice moving to left
DS Br-Out H Br-X Br-Out DS DS RS RS L R L R R L R LR LR	
DS Tch-Bk H Toe-Heel Heel-Up R L R L R	Twice moving to right
DS Br-Out H Br-X Br-Out DS DS RS RS R L R L L R L RL RL	

Chorus:

DS H-Clap H-Clap H-Clap L R R R	Use Both Hands For Clapping On Knee
DS H-Clap H-Clap H-Clap R L L L	
DS H-Clap DS H-Clap L R R L	
DS Tch-F H Tch-Bk H Tch-F H L R L R L R L	(Grapevine) Moving Left
DS DS DT H-H-H (Broken Ankle) R L R R L R	Moving Forward
Dr-St Dr-St Dr-St RS R L R LR	Moving Backward
DS DS DT H-H-H R L R R L R	Moving Forward
Dr-St Dr-St Dr-St RS R L R LR	Moving Backward
DS Tch-F H Tch-Bk H Tch-F H R L R L R L R	Grapevine-Moving Right

Bridge:

DSRS DSRS DT-Out-XIF Out-X Out-H-H R LR L RL R R-XIF L-XIF	Click Heels Together On H-H
DS DS RS RS (Fancy Double) R L RL RL	

Ending:

DS DS DT H-H-H R L R R L R	Moving Forward
Dr-St Dr-St Dr-St RS R L R LR	Moving Backward
Repeat Again	
DS H-Clap H-Clap H-Clap L R R R	Twice, Second Time On Opposite Foot
DS H-Clap DS H-Clap L R R L	
DS DS DT H-H-H R L R R L R	Moving Forward
Dr-St Dr-St Dr-St RS R L R LR	Moving Backward
Repeat Last Two Lines One More Time	
DS H-Clap H-Clap H-Clap R L L L	Twice, Second Time On Opposite Foot
DS H-Clap DS H-Clap L R R L	End Song With Knee In AIR

Sequence: A, A, Chorus, A, Chorus, Bridge, Ending

Abbreviations:

DS	Double Step
Tch-Bk	Touch Back
H	Heel
Br-X	Brush Across
RS	Rock Step
Dr-St	Drag Step
DT	Double Toe



LOBBY A



HAPPY BIRTHDAY AMERICA
HAPPY BIRTHDAY AVON ..

Avon was founded by D. H. McConnell, Sr. and was originally known as the "California Perfume Factory".

The original five fragrances were: Violet, White Rose, Heliotrope, Lily-of-the-Valley and Hyacinth. Soon Mr. McConnell increased his fragrances and added other lines. His ambition was to manufacture a line of goods far superior to any other.



Today His Ideals Still Live

The principles on which Avon was founded have not changed in meaning in all the years this company has existed because they are worthy, honest and fair to all concerned. The language has occasionally been modified over the years and some minor revisions made to reflect the change of times. As you read them, you will be aware of the sincerity of Mr. McConnell's ideals for Avon. And you will know that these principles continue to set the pattern for Avon's day-to-day progress.

The Principles that Guide Avon

TO PROVIDE INDIVIDUALS AN OPPORTUNITY TO EARN *in support of their well-being and happiness.*

TO SERVE FAMILIES *throughout the world with products of the highest quality backed by a guarantee of satisfaction.*

TO RENDER A SERVICE *to customers that is outstanding in its helpfulness and courtesy.*

TO GIVE FULL RECOGNITION *to employees and Representatives, on whose contributions Avon depends.*

TO SHARE WITH OTHERS *the rewards of growth and success.*

TO MEET FULLY THE OBLIGATIONS *of corporate citizenship by contributing to the well-being of society and the environment in which it functions.*

TO MAINTAIN AND CHERISH *the friendly spirit of Avon.*

100 AVON 1886–1986

AVON

REPRESENTATIVE

SANDRA A FLYNN
3604 Peach Dr
Jacksonville, FL 32216
(904)642-3310

TITLE: SWEET FREEDOM LEVEL: EASY INT.
RECORD: MCA 52857 - MICHAEL McDONALD
CHOREO: DAVID IMLER, J'VILLE CLOGGERS

WAIT 32 BEATS - LEFT LEAD
SEQUENCE: ABC ABC Bridge B Ending

PART	TIMES	STEPS	DIRECTION
A	1	DS DS DSRS L R LR	To Left
	2	DS Tch(ots)H Tch(xif)H Tch(ots)H L R L R L R L	Outhouses
	2	DSRS L RL	
		Repeat moving right alternating feet.	
B	1	DS DS DS DS DS DS DSRS L R L R L R L R	Vine Over Left
	1	Stomp (Pivot $\frac{1}{2}$) Step SL R L	Karate Kick Turn
	1	DS DS DSRS R L R LR	Moving Forward
		Repeat Part B.	
C	1	DS DS DS Br(xif)H L R L R L	Cowboy
		DS RS RS RS R LR LR LR	Moving Forward Not Changing Directions
	4	Dr Br(xif)H L R L	
	2	DS RS RS RS L RL RL RL	Push Off Left
		Hop Drag SL DSRS RL RL RL L RL	Jump Basic in Place Moving Left Then Right
	2	DS DS DS Tch(xib)H L R L R L	Moving Forward
	2	DS DS DS Tch(xif)H R L R L R	Backing Up
Bridge	4	DS Br(xif)H Toe H Tch(ib)H L R L R L L R	Move Left
		DS Slur DS Br Up H L R L R L	
	4	DSRS L RL	In Place
Ending	1	DS DS DS Br(xif)H L R L R L	Cowboy Turn $\frac{1}{4}$ to Left
		DS RS RS RS R LR LR LR	
	4	DS Br(xif)H L R L	
	2	DS RS RS RS L RL RL RL	Repeat Moving Left and Right
		Hop DR SL DSRS RL RL RL L RL	



There's a new kind of bank in your town, in your city. But we're not a new bank. In fact, we've been a part of the South for nearly 100 years. Our bright green sign can be seen in over 600 locations all over North and South Carolina, Georgia and now — Florida.

We're one of the largest banks in the South, and we've joined with Atlantic Bank, The First Bankers and other quality banks to provide new banking power for Florida's future.

Very nice, you say. But what does it mean to me?

Well, we know that we can't grow unless you do. So we're going to promise that we will bring you new ways and means to help you do more with your money. New ideas. New resources. New capabilities. In short, we promise service like you've never had before.

These are changing times. Florida's future depends on people who are willing to change, willing to work together to make things happen. We have that commitment. We invite you to bank with us.

There is a reason to switch banks. First Union is it. Switch it on.

FIRST UNION

First Union National Bank of Florida
Branch Offices Statewide

Member FDIC

ROCKIN' WITH THE RHYTHM OF THE RAIN

Taught by Donna Robbins

RECORD: Rockin' With the Rhythm of the Rain, The Judds, RCA- PB-14362
CHOREO: Henny Wood, Bear Country Cloggers, Macclenny, Florida
INTRO: Wait 16 beats and start on left foot

Int-line

PART A: L DSRS R DSRS L DS R BR(XIF) R BR(OTS) R RS (turn ½ right) R R R R

REPEAT W/OPPOSITE FOOTWORK AND DIRECTIONS

L DSRS R DSRS L DS R DS L DS R RS

PART B: *R DS L BR(XIF) L BR(OTS) L RS(XIF) L RS(OTS) L RS(XIF) L DSRS *

R DSRS L DSRS R DS L DS R DSRS (REPEAT BETWEEN *'S W/OPP. FOOTWORK)

L DS R DS L DSRS R DS L DS R DSRS

CHORUS: L ST(OTS) DR R ST(XIF) DR (ANGLE LEFT) L ST DR (FORWARD)

R ST(OTS) DR L ST(XIF) DR (ANGLE RIGHT) R ST DR L ST R RS (FORWARD)

R ST(OTS) DR L ST(XIF) DR (ANGLE RIGHT) R ST DR (FORWARD)

L ST(OTS) DR R ST(XIF) DR (ANGLE LEFT) L ST DR R ST L RS (FORWARD)

L DSRS R DSRS L DS R RS R RS R DS L RS L RS L DSRS R DSRS

REPEAT ALL OF CHORUS

BRIDGE: L DS R DS(XIB) R DR(¼ LEFT) L ST R RS R DS L DS R DS L RS (REPEAT BRIDGE 3 TIMES)

PART C: L H(F) L RS L H(F) L RS (ANGLE LEFT) L DS R DS L DSRS(½ LEFT) REPEAT W/OPPOSITE FOOTWORK & DIRECTIC

R SL L ST L SL R ST (SIDEWAYS TO LEFT & RIGHT) R DR L ST L DR R ST (KICK W/OPP. FOOT WHILE DRAGGING)

R DR L ST(XIB) L DR R ST(XIB) R DR L ST(XIB) L DR R ST(XIB) (MOVING BACK)

L DS R DS L DS BOTH CLICK-HEELS (FORWARD) R DS L DS R DS BOTH CLICK-HEELS

(CONT'D)

ROCKIN' WITH THE RHYTHM OF THE RAIN (cont'd)

ENDING:

L DS	R BR(XIF)	R DS	L BR(XIF)	L DS	R BR(XIF)	R DS	L BR(XIF)
L ST	R DT	R DT	R DT	(¼ LEFT)	R ST	L DT	L DT	L DT	(½ RIGHT)
L ST	R DT	R DT	R DT	(½ LEFT)	R ST	L DT	L DT	L DT	(½ RIGHT)
L T-SL	R T-SL	L T-SL	R T-SL	(TURN 1¼ LEFT TO FACE FRONT)			
L DSRS	R DSRS	L DT	R H(F)				

SEQUENCE: A,B,CHORUS,BRIDGE,C,A,B,CHORUS,ENDING

ABBREVIATIONS:

DSRS	-	Double toe step rock step
DS	-	double toe step
BR	-	brush
(XIF)	-	cross in front
(OTS)	-	out to side
K	-	kick
RS	-	rock step
(XIB)	-	cross in back
ST	-	step
DR	-	drag
SL	-	slide
H	-	heel
(F)	-	front
DT	-	double toe
T-SL	-	toe-slide

when quality counts,
there is only one choice...

ANTARES



specializing in difficult custom designs, handmade wire settings, channel work, antique jewelry repair.

ANTARES & CO.
gemologists - custom design jewelers

5613 University Boulevard West
Jacksonville, Florida 32216
(904) 737-8316

WILLS, ESTATES & ESTATE PLANNING
BOARD CERTIFIED IN TAXATION
CORPORATION & BUSINESS LAW

(904) 733-3344

JEAN C. COKER
Attorney at Law

SUITE 160, BARNETT PLAZA
6622 SOUTHPOINT DRIVE SOUTH
JACKSONVILLE, FLORIDA 32216

Roll Tennessee River — Easy Intermediate Level
3:32 — Clogging Line Dance

Record: "Roll Tennessee River" by the Oak Ridge Boys (MCA, 52722).
Choreo: Chris Rawls and Gail Derr, Magic City Cloggers.
Begin: Left Foot.
Wait: 16 Beats.

Heel	No. Beats	Part	Step
			1 rl rl rl 1 1 1 1
16	2	A	DS-RS-RS-RS-SH-SH-SH-SH
			+1 +2 +3 +4 +5 +6 +7 +8
			Right toe rests on floor while left foot shuffles.
			1 r r 1 1 r r 1
			DR-HEEL-STEP-STEP (XIB)-DR-HEEL-STEP-STEP (XIB)
			+ 1 + 2 + 3 + 4
			Better known as "turkey step." 1st heel rests on floor. Then, bring rest of foot down to complete 1st STEP. Move forward on these steps.
			r 1 r 1r
			DS-DS-DS-RS
			+5 +6 +7 +8
			1 r 1 r 1 r 1 r 1 r
16	2	B	DS-KICK & SL-DS-KICK & SL-DS-DS-DS-DS
			+1 2 +3 4 +5 +6 +7 +8
			On 4 DS's, turn left 1/4 and move forward.
			1 rl r 1r 1r 1r
			DSRS-DSRS-PAUSE-SWING HEELS (OUT)-SWING HEELS (IN)-
			+1+2 +3+4 + 5 +
			1 r 1r
			STEP-DSRS
			6 +7+8
			Turn left 1/4 on last DSRS.
			1 r 1 r 1 r 1 r 1r 1 rl
16	2	C	DS-BR (UP)-SL-BR (BACK)-SL-TCH (XIB)-SL-DSRS-DSRS-
			+1 + 2 + 3 + 4 +5+6 +7+8
			Complete 1/2 left turn on above 8 beats.
			r r 1r 1 1 rl r 1 r 1r
			HEEL-STEP-RS-HEEL-STEP-RS-DS-DS-DS-RS
			+ 1 +2 + 3 +4 +5 +6 +7 +8
			Heel rests on floor while swinging toe outward and coming down on rest of foot to execute the step. Turn 1/2 left on last 4 beats.
			1 rl r 1r
4	1	BR I	DSRS-DSRS
			+1+2 +3+4

(Continued)

```
                    1 rl r lr  1   1    r   r    1   1    r   r
24      1     BR II DSRS-DSRS-TOE-HEEL-TOE-HEEL-TOE-HEEL-TOE-HEEL
                    +1+2 +3 +4 +   5    +   6    +   7    +   8
```

Turn 1/2 left on TOE-HEE1S.

Repeat the above 8 beats, starting on same foot.

```
1 rl r lr lr lr lr lr
DSRS-DSRS-SH-SH-SH-SH
+1+2 +3+4 +5 +6 +7 +8
```

SH's alternate from left to right.

Sequence : A, B, C,
BR I
A, B, C,
BR II
C,
1/2C (No Turn)

Abbreviations Used :

DS	-	Double-Toe, Step
RS	-	Rock, Step
SH	-	Shuffle
DR	-	Drag
XIB	-	Cross in Back
SL	-	Slide
BR	-	Brush
TCH	-	Touch

Questions? :

Cross Trail Square Dance Center
4150 S.W. 70 Court
Miami, Florida 33155
(305) 667-8232

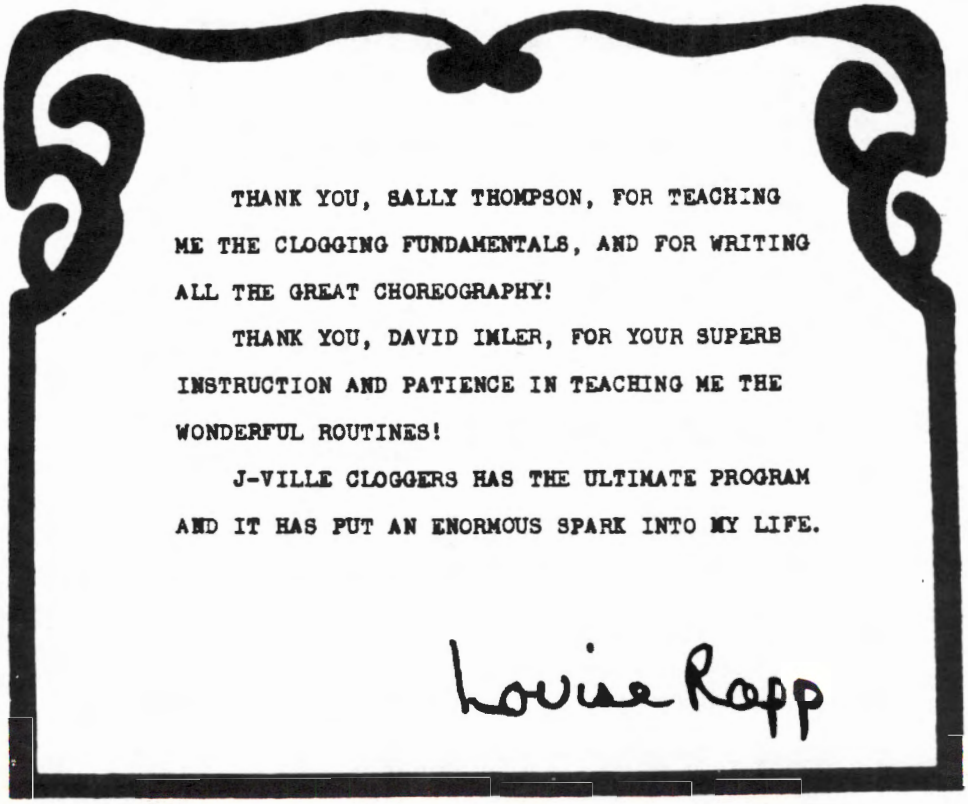

THANK YOU, SALLY THOMPSON, FOR TEACHING ME THE CLOGGING FUNDAMENTALS, AND FOR WRITING ALL THE GREAT CHOREOGRAPHY!

THANK YOU, DAVID IMLER, FOR YOUR SUPERB INSTRUCTION AND PATIENCE IN TEACHING ME THE WONDERFUL ROUTINES!

J-VILLE CLOGGERS HAS THE ULTIMATE PROGRAM AND IT HAS PUT AN ENORMOUS SPARK INTO MY LIFE.

Louise Rapp

"DANCIN' ON THE BAYOU"

RECORD: "DANCIN' on the BAYOU" - Atlanta MCA 52552
CHOREO: EDDIE DEES - Capital City Cloggers
INTRO : Wait 16 beats

****

Part A

DS L RS RL DS R RS LR (With rock across in fr.)

DS L DS R DS L RS RL (Turning ½ left)

REPEAT ABOVE FACING BACK. ADD THREE ROCK STEPS.

****

Part B

DS L RS RL RS RL RS RL RS RL (Moving left)

DS R KICK L DS L KICK R (IN Place)

DS R RS LR RS LR RS LR RS LR (Moving right)

DS L KICK R DS R KICK L KICK L KICK L

****

Part C

DS I DS R DS I BR R (Going forward)

DS R DS I DS R RS LR (Backing up)

STOMP L KICK R STOMP R KICK I STOMP L KICK R STOMP R KICK L (turn)

DS R DS I (In place) (omit in last C)

****

ENDING: DS I DS R DS I RS RL DS R DS L DS R RS LR

SEQUENCE:

A B C A B C A B C B B C C ending



JACKSONVILLE, FLORIDA

Clams Wings
Oyster Roasts
Shrimp and
Beach Music

On San Jose Boulevard near Crystal Clear
Goodby's Lake

P.S.
Fun Fun Fun
til your Daddy takes
your T - Bird away

TOO LATE

INTERMEDIATE
LINE DANCE

MUSIC: TOO LATE, THE KENDALLS - CURB RECORDS, MCA #52850
CHOREO: Derald Grice & Laura Parr - Kickin' Kountry Kloggers
START: Left Foot 16 Beats

PART	TIME	STEP	DIRECTIONS
A 32-beats		DTS DTS DTS BR-UP TH(xif) RS RS RS L R L R R LR LR LR	COWBOY TURN ½ LEFT ON RS
		DTS BR(xif) DTS BR(xif) L R R L	FONTANAS
		DTS DTS RS RS L R LR LR	FANCY DOUBLE
		REPEAT TO FACE FRONT	
BRIDGE 17-beats	2	DT(b) BR-UP TCH(xif) TCH(xif) TCH(f) L L L L L	SIMONES ALTERNATE FEET
		TCH(xif) DTSRS L L	
	1	STEP (Pause 1 beat) L	
B CHORUS 64-beats		DT(b) ST DT(b) ST DT(b) ST DT(b) ST L L R R L L R R	SLAP BACKS
	***	DTS DTS(xif) HEEL HEEL BR-UP L R L R L	BROKEN ANKLE
		DT(b) DTS DT(b) DTS DTS DTS DTSRS L L R R L R L	DOUBLE BACK DOUBLE STEP
		DTS BR(xif) DTS BR(xif) R L L R	FONTANAS
		REPEAT FROM *** BROKEN ANKLE	
		**DTS ST(xib) DTS BR-UP L R L R	ALTERNATE FEET
		DTSRS DTSRS R L	
		REPEAT OPPOSITE FOOT**	
C 32-beats		DTS(xif) PAUSE HEEL DTSRS DTS SL(xib) L R L R L	NO-NO STEP
		DTS BR-UP DT-UP DTS DT-UP DTS R L L L R R	
		DTS DTS DTSRS L R L	TRIPLE BASIC
-		REPEAT OPPOSITE FOOT	
		REPEAT BRIDGE REPEAT B-CHORUS	
D 49-beats		DTS DTS DTS DTS DT(b) DT(b) L R L R L R	TURN ¼ RIGHT ON SECOND SLAP BACK
		REPEAT 3 MORE TIMES	
	2	TH TH(xif) TH(xib) TH DTS DTS DTSRS L R L R L R L	TOE HEELS WITH TRIPLE BASIC ALTERNATE FEET
	1	STEP (Pause 1 beat) L	
		REPEAT B-CHORUS, AND REPEAT LAST 8 BEATS AGAIN	

PART	TIME	STEP				DIRECTIONS
ENDING		& STOMP	DTS	DTSRS		STOMP DOUBLE
17-beats		R	L	R		BASIC
		DTS	DTS	RS	RS	FANCY DOUBLE
		L	R	LR	LR	
		& STOMP	DTS	DTSRS		STOMP DOUBLE
		L	R	L		BASIC
		DTS	DTS	RS	RS	FANCY DOUBLE
		R	L	RL	RL	
		& STOMP				
		R				

SEQUENCE: A,BRIDGE,B(CHORUS),C,BRIDGE,B(CHORUS),D,B(CHORUS)*,ENDING

NOTE: *ADD LAST 8 BEATS AGAIN

ABBREVIATIONS:
RS - ROCK STEP
TH - TOE HEEL
SL - SLUR
ST - STEP
BR - BRUSH
DT - DOUBLE TOE
TCH - TOUCH
DTS - DOUBLE TOE STEP
(xif) - ACROSS IN FRONT
(xib) - ACROSS IN BACK
(b) - BACK
(f) - FRONT
DTSRS - DOUBLE TOE STEP ROCK STEP

DERALD GRICE
148 Hollywood Blvd.
W. Melbourne, FL 32904
305-676-2461

TEN COMMANDMENTS OF CLOGGING

1. Thou shalt engage thy whole mind and thy whole heart in making thy group friendly to all.
2. Thou shalt find happiness by thy endeavors to help others have a good time and while rejoicing in the company of thy friends neglect not to draw into thy merriment that lesser-known on the sidelines.
3. Thou shalt not indulge thy taste for spiritous liquors before or during a dance.
4. Thou shalt be attentive to such niceties as shall safeguard the sweet aroma of thy person and preserve the decency of thy appearance.
5. Thou shalt refrain from freely offering up criticism until thou has considered carefully and may offer up solutions as well.
6. Thou shalt listen attentively to the words of thy instructor and shalt not interfere with others' listening.
7. Thou shalt honor thy instructor's work by joining promptly and enthusiastically in the dance when he inviteth.
8. Thou shalt not be a snob, forgetting in thy glory that thou wert once a beginner thyself and considering that thou art now too elevated to dance with lesser mortals.
9. Thou shalt be happy and free to share thy knowledge with others lest one day knowledge fail and thine own ignorance turn and smite thee.
10. Thou shalt be a responsible member of thy group that its days may be long and that it may prosper and multiply the joys and satisfactions thou cravest.

SHAKIN' THE NIGHT AWAY

RECORD: Restless Heart, RCA PB-14292 (Flip side of Til I Loved You)

CHOREO: DIANA ALLEN, Sugar Foot Family Cloggers Workshop Team, St. Augustine, Fl.

INTRO: 32 Beats, Start with Left Foot

Times									
		"PART A"							
(16)	2	DTS L	DT(UP) R	DTSRS, R	DTS L	DTS R	DTSRS L		Alternate footwork on Repeat
(8)	1	DTS L &1	DT(A) R &2	DTS(O) R &3	RS(XIF) RL &4	TS1 R &5	DTS L &6	STEP R 7&8	"High Horse"
(6)	1	PAUSE &1&2	DTS L &3	DTSRS R &4&5	BR(UP) L &6				"Double Basic"

"PART B"

(16)	2	DBall/HEEL L R &1&2	BALL/HEEL R L &3&4	& SL R 5	DTS L &6	DTSRS R &7&8		"Kitchen Slip" Does not alternate footwork.

The BALL/HEEL are done at the same time and then held for one full beat

---

"PART C"

(16)	2	DTS L	DT(A) R	DT(O) R	RS RL	DT(UP) R	DTS R	DTSRS L	"Confusion" Alternate footwork on Repeat
(8)	1	DTS L &1	PIVOT(½ L) L &2	STEP R &3	KICK, L &4	DTS L &5	PIVOT(½L) L &6	STEP R &7&8	"Karate"
(6)	1	PAUSE &1&2	DTS &3	DTSRS &4&5	BR(UP) &6				"Double Basic"

"CHORUS"

(8)	1	TCH(F) L	TCH(F) L	DTSRS L	DTSRS R				
(8)	1	DTS L	SLUR R	DTSRS, L	DTS R	TCH(F) L	TCH(B) L	TCH(S) L	"Slur - Alabama"

(OVER)

SHAKIN' THE NIGHT AWAY (Cont'd)

"CHORUS (Cont'd)

(8) 1 TCH(F) L | TCH(F) L | DTSRS L | DTSRS R

(8) 1 DTS L | SLUR R | DTSRS L | STEP R | PAUSE
&1 | &2 | &3&4 | &5&6 | &7&8

REPEAT PARTS "A" & "B"

"INTERLUDE"

(8) 1 DTS L | DTS R | DTSRS, L | DTS R | DTSRS L | BR(UP R — "Triple, Double Basic, Brush"

Move to Left, crossing in front on second DTS

(8) 1 DTS R | RS LR | RS LR | RS LR (Turning 360° Rt.) DTS L | RS RL | RS RL | RS RL (Moving Left)

(8) 1 DTS R | DTS L | DTSRS, R | DTS L | DTSRS R | BR(UP) L — "Triple, Double Basic, Brush"

Move to Right, crossing in front on second DTS

(8) 1 DTS L | RS RL | RS RL | RS RL (Turning 360° Left) **STEP R | PAUSE
&1 | &2 | &3 | &4 | &5&6 | &7&8

REPEAT PART "C"

REPEAT FIRST 16 BEATS OF CHORUS, TURNING ¼ LEFT ON SLUR, 4 TIMES TO FACE FRONT

REPEAT CHORUS

REPEAT INTERLUDE - OMIT **STEP PAUSE AND ADD DTS R | RS LR | RS LR | RS LR MOVING RIGHT

ADD TWO TRIPLES MOVING FORWARD

SEQUENCE: A,B,C,CHORUS, A, B, INTERLUDE, C,½CHORUS x 4, CHORUS, INTERLUDE, ENDING

DTS - Double Toe Step
DTSRS - Double Toe Step Rock Step
BR(UP) - Brush Up
RS - Rock STep
TCH - Touch
DT(A) - Double Toe Across
DT(O) - Double Toe OUt
TSl - Toe Slide
XIF - Cross in Front

Diana Allen
Rt. #2, Box 146
Green Cove Springs, Fl 32043
(904) 529-9592 Home
(904) 282-0070 Work

Country's Alive
2:53

Intermediate/Advanced Level
Clogging Line Dance

Record: "Country's Alive and Doing Well" by Jerry Reed (Capitol, B-5556).
Choreo: Chris Rawls and Gail Derr, Magic City Cloggers.
Begin: Left Foot.
Wait: 16 Beats.

Heel Beats	No. Times	Part	Step	Cue Name
			1 r 1 1 r	
4	4	BR	DS-DS-DS-BALL-STEP	[Hop Step]
			+1 +2 +3 + 4	
			Turn left 1/4 on DS's.	
			1 rl rl rl	
18	2	A	DS-RS-RS-RS (Moving left sideways)	[Rock Step]
			+1 +2 +3 +4	
			r 1 r 1 r 1	
			DT (XIF)-SL-DT (X)-SL-BR (XIB)-SL-	[Ballad Turn]
			+ 1 + 2 + 3	
			r 1 r 1 r 1r 1 r	
			TCH (XIB)-SL-BR (UP)-SL-DSRS-BR-SL	
			+ 4 + 5 +6+7 + 8	
			Turn 1/4 right on BR (UP).	
			1 r 1 r r 1	
			DS-DT (FRONT)-SL-STEP (XIB)-HOP-STEP-	[Reel Step]
			+1 + 2 3 + 4	
			r 1	
			DS-DS (Turn 1/4 right on DS's.)	
			+1 +2	
			When repeating, Start on right foot.	
			All directional movements are opposite.	
			1 rl r 1r	
18	2	B	DSRS-DSRS	[Basics]
			+1+2 +3+4	
			1 r 1 1 r	
			DS-DS-DS-BALL-STEP	[Hop Step]
			+1 +2 +3 + 4	
			Repeat last 4 beats.	
			1 r 1 r	
			DS-HEEL-PAUSE-BALL & TOE (XIB)-	[Toe-Ball]
			r 1 r	
			BALL & HEEL-SL	
			+ 4	
			1 r	
			DS-DS	(Continued)
			+1 +2	

```
                    1   r    r    1    1    r
18        2    C    DS-BALL-BALL-HEEL-BALL-STEP                    [Pushup]
                    +1  2    +    3    +    4

                    1  r  1r 1r
                    DS-DS-RS-RS                                     [Fancy Double]
                    +5 +6 +7 +8

                    1 r1 r 1r 1  r   r      1
                    DSRS-DSRS-DS-DS-BALL & TOE (XIB)-               [Defrost]
                    +1+2 +3+4 +5 +6      +
```

Turn 360 degrees left on DSRS's.

```
                     r      1                    r  r
                    BALL & HEEL (FRONT)-PAUSE-SH-SH
                         7                 8   +1 +2
```

Leave left heel on floor during SH's.

Sequence : BR
A, B (-2), C,
A, B (-4),
BR,
B, C, A,
BR

Abbreviations Used :

DS	-	Double-Toe, Step
RS	-	Rock, Step
DT	-	Double-Toe
XIF	-	Cross in Front
XIB	-	Cross in Back
BR	-	Brush
X	-	Cross Out
SL	-	Slide
TCH	-	Touch

Note : B (-2) = Leave off last two DS's before repeating part B. 2nd time, complete the DS's.
B (-4) = Leave off last two DS's both times.

Questions? :

Cross Trail Square Dance Center
4150 S.W. 70 Court
Miami, Florida 33155
(305) 667-8232

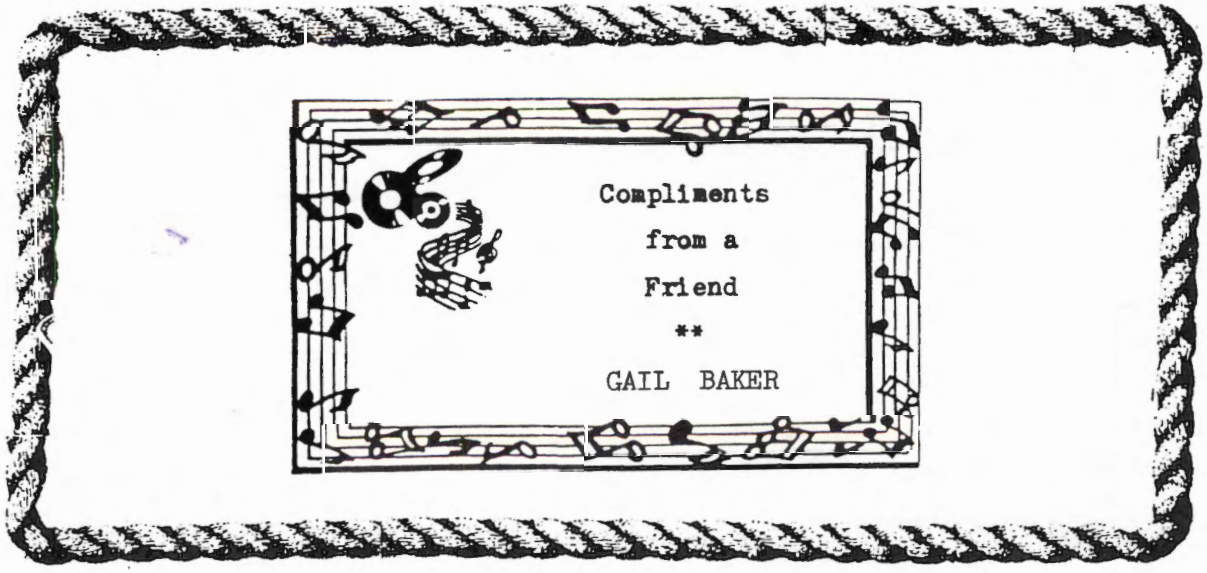

"HEADED FOR THE FUTURE"

RECORD: Neil Diamond - Columbia
45 rpm - 38-05889

Int/Adv Line
Time - 3:35

CHOEOGRAPHY: Tandy Barrett, Stone Mtn., Ga.
Scotty Bilz, Soldiers Creek, Fl.
Possum Trot Workshop Team

INTRODUCTION: Start immediately (this routine has arm movements)
(start with backs to audience - arms in back)
Left arm down - 8 heel beats
Right arm down- 8 heel beats
Turn front - arm cross chest - 8 heel beats
Both arms down- 8 heel beats
Pivot ¼ left - raise right arm - 8 heel beats
Turn ¼ right bring arm over and down - 8 heel beats



PART A: Facing front

Stomp Double:	*Stomp	DS	DS	RS
	L	R	L	RL
Fancy Double:	DS	DS	RS	RS
	R	L	RL	RL

*Clap hands on Stomp
Repeat Part A - Opposite Foot

PART B:

Heel Twist and Basic:	DS	*twist (heel)		DS	RS
	L	R		L	RL
Fancy Double:	DS	DS	RS	RS
	R	L	RL	RL

Georgia Rocket: Stomp R — DS(xif) L — Step (xib) R — ½ turn left

*Toe(xib) L — Heel(f) L — *Bounce on ball of opposite foot

Chug Double:	Chug (sl)	DS	DS	RS
	R	L	R	LR

Repeat Part B - facing back - same footwork
*Put full weight on right heel - turning or twisting on it.

PART C:

4 DS's Forward:	DS	DS	DS	DS	Moving forward
	L	R	L	R	
Chain Rock:	DS	RS	RS	RS	Moving forward
	L	RL	RL	RL	

Mountain Stomp:	Stomp	DT(s)	DSRS	Turn ½ right	
	R	L R	L		
*Chain Stomp:	DS	RS	RS	RS	
	R	LR	LR	LR	

(*This may be used as an Advanced Step in place of the Chain Stomp:

Side Roll: Extend Right Leg to side	*(Roll) Ball		(Roll) Ball		(Roll) Ball			
	R		L		R	L	R	LR
&	1		&		2	&	3	&4

*This is a "break" type of step - rolling side-to-side on alternating balls of the feet. For best results, keep knees bent.)

2 Chug Triples:	DS	DS	DS	Chug(slide)	moving forward
	L	R	L	L	
	DS	DS	DS	Chug(slide)	moving forward
	R	L	R	R	
DS Stomp:	DS	DS	Double Chug	Drag Slide	
	L	R	L & R	L	
3 Stomps:	Stomp	Stomp	Stomp		turn ½ right to face front
	R	L	R		
(3 beats)	&1	&2	&3		

PART D: CHORUS

2 Basics:	DSRS (left shoulder down)			DSRS (right shoulder down)	
	L			R	
Rock Step Chug:	DS	DS	RS	Chug (SL)	
	L	R	LR	R	

DBL Cross Rock:	DS	R(xif)	S(xib)	R(os)	S(xif)
(8 beats)	L	R	L	R	LK
	&1	&	2	&	3
	R(xib)	S(os)	R(xif)	S(xib)	R(os)
	R	L	R	L	R
	&	4	&	5	&
	S(xif)	R(xib)	S(os)	R(xif)	SL
	L	R	L	R	R
	6	&	7	&	8

Flea Flicker:	DT	DS	DT	DS	DT	DS	DT	DS
(8 beats)	L	R	R	L	L	R	R	L
backing up	&1	&2	&3	&4	&5	&6	&7	&8

PART E:

Basketball:	Pivot (heel) (½ right)		Step
(4 beats)	L		R
	Pivot (heel) (½ right)		Step
	L		R

BRIDGE I:

Triple Side Step:	DS	DS	DS	Side Slide	*Step	*¼turn left
	L	R	L		R	
	&1	&2	&3	&	4	

Repeat above step 2 more times same footwork turning ¼ left each time and clap on step.

Triple:	DS	DS	DS	RS	¼ turn to front
	L	R	L	RL	

Triple Conveyer:	Step (xib)	Step(xib)	Step(xib)	RS
	R	L	R	LR
	Step (xib)	Step(xib)	Step(xib)	RS
	L	R	L	RL

2 Basics:	DSRS	DSRS
	R	L

Bump:	*Stomp	Stomp	Stomp
	R	L	R
	&1	&2	&3

*switch weight side to side on each heel.

BRIDGE II:

4 Basics:	*DSRS	*DSRS	*DSRS	*DSRS
	L	R	L	R

*bring arm across chest -- same as foot designation.

ENDING:

"COME ON ..... COME ON ....."

Rocky:	Hop to (Ball)	Tch Toe (ots)	Right arm straight up
	L	R	diagonally over head

Do 3 more switching feet and arms.

Then do 2 more switching feet and arms, but this time put arms diagonally straight down across chest.

"NOW!" then jump to both feet - arms up.

7 beats in all

SEQUENCE:

Intro (arm movement)
A B B C D E
A B C D E
A Bridge I D D E
Bridge II
A End



Movies & More

a tavern theater





Spend this at Movies & More!!

Record:"Love Is in Control (Finger on the Trigger)" by Donna Summer;
Geffen Records 7-29982; time 3:42
Choreo:Chip Futrell, P.O. Box 565, Denton, N.C. 27239 (704)869-3333
Intro:Wait 32 beats. Start on the left foot.

PART A - 32 BEATS

# TIMES	STEP	DIRECTIONS
1	DS SL BA SL BA SL ST SL DS DS RS L L R R L L R R L R LR &1 & 2 & 3 & 4 &5 &6 &7 &8	"Chase" Throw your left heel out in front on beat 4.
1	DS RS RS RS L RL RL RL &1 &2 &3 &4	"Chain Stomp" Turn ½ left.
1	DS DS DS RS R L R LR &1 &2 &3 &4	triple basic

REPEAT THIS SEQUENCE ONCE MORE.

PART B - 30 BEATS

1	DS HL HL PA TT ST ST L R R L&R R R R &1 & 2 & 3 & 4	"Water Bug" Move forward on beat 2 & turn ¼ left on beat 3.
1	DS DS RS RS L R LR LR &1 &2 &3 &4	"Fancy Double"

REPEAT THIS SEQUENCE 2 MORE TIMES, THEN DO 1 "WATER BUG" AND 2 DOUBLE STEPS,

BREAK I - 10 BEATS

1	BA HL BA HL BA HL BA HL L L R R L L R R &1 &2 &3 &4 & 5 & 6	"Pause Sequence" Move forward.
1	ST DR SL DR SL DR SL L L&R L&R L&R L&R L&R R &1 & 2 & 3 & 4	"Stomp & Shuffle"

PART C - 32 BEATS

4	(xif)(ib) (unx) DS BA BA BA ST SR SL DR L R L R L R L&R L&R &1 & 2 & 3 &4 &5 & SL DS RS L R LR 6 &7 &8	"Trigger" (Tandy Barrett and Drew Engel ["Double Dig" variation]) Move forward on beat 3 and turn ¼ left on beat 4.

INTERLUDE - 16 BEATS

2	(xif) DS DR ST L L R &1 & 2	"Kentucky Drags" Do not alternate feet.
1	DS RS RS RS L RL RL RL &1 &2 &3 &4	"Chain Stomp" Turn 360 degrees left.

REPEAT THIS SEQUENCE ONCE MORE STARTING WITH THE RIGHT FOOT.

BRIDGE - 32 BEATS

2	DS DS DS BR SL L R L R L &1 &2 &3 & 4	triple brushes Move forward & alternate feet.
1	DS DS BA HL L R L R &1 &2 &3 &4	"Basketball Turn" (Simone Nichols) Move forward on the first 2 beats & turn ½ right on the third beat.
1	DS DS RS RS	"Fancy Double"

BREAK II - 4 BEATS

1	ST DR SL DR SL DR SL L L&R L&R L&R L&R L&R R &1 & 2 & 3 & 4	"Stomp & Shuffle"

SEQUENCE

PART A
PART B
BREAK I
PART C
INTERLUDE
PART A
PART B
BREAK I
PART C
PART C
BRIDGE
BREAK II
PART A
PART B
BREAK I
PART C
PART C
PART C

ABBREVIATIONS

DS----------double step
SL----------slide
BA----------ball
ST----------step
RS----------rock step
HL----------heel
PA----------pause
TT----------toe
DR----------drag
SR----------slur
(xif)----------cross in front
(ib)----------in back
(unx)----------uncross

HUCKINS YACHT COPORATION

CUSTOM YACHT BUILDERS
COMPLETE YACHT SERVICING
AND
CLASSIC YACHT RESTORATIONS

904-389-1125

* Yacht Brokerage Service
* Custom Yacht Carpentry
* Marine Electricians
* Mechanical Shop
* Custom Paint Work
* Marine Supplies
* Power to go 90'-Elevator Lift

WE PROVIDE WRITTEN ESTIMATES UPON REQUEST

Dr. Dawne Watkins Lazar
is pleased to announce the opening of the
Miramar Animal Hospital



Miramar Shopping Center
4448 Hendricks Avenue, Suite One
(on Old San Jose side)
737-0403

Specs & Co.

CONTACT LENS

Eyewear Specialists
BOB WILL
Howard Doctors Bldg.
820 Prudential Drive
Jacksonville, Florida 32207
(904) 399-1937



LOBBY B



The HALF SHELL

Seafood & Spirits



The Half Shell Restaurant is pleased that you have allowed us to serve you. Each day we shop the seafood markets of Florida and the east coast to bring you the finest seafood. Our chalkboards allow us to serve you the finest of today's purchases. We await your dining desires. Ask your server for Wine Selections.

SAVING MY LOVE FOR YOU **EASY LINE**

CHOREO; MIKE CHAPPELL — PAKE MC ENTIRE
BLACKWATER/CAPITAL CITY CLOGGERS — RCA PB 14336

WAIT 8 BEATS — START ON LEFT FOOT

PART A

```
DS  BR  UP  R  S  DS                    REPEAT 4 TIMES
L     R     R  L  R                     TURN 1/4 LEFT
```

PART B

```
DS  DS  DS * CROSS AND UNCROSS          MOVING FORWARD
L   R   L          BOTH
```

*SLIDE FEET SIDE TO SIDE CROSS LEFT IN FRONT, UNCROSS BACK TO STRAIGHT COUNT AND 1.

```
DS  DS  DS  TOE BK                      MOVING BACK
R   L   R      L
DS  DS  DS *CROSS AND UNCROSS           MOVING FORWARD
L   R   L
DS  DS  DS  TOE BK                      MOVING BACK
R   L   R      L
DS  R  S    DS  R  S
L   R  L    R   L  R
```

PART C

```
DS  DS(XIF)  DS  DS(XIB)  DS  DS(XIF)  DS  R  S   MOVING LEFT
L   R        L   R        L   R        L   R  L
DS  DS(XIF)  DS  DS(XIB)  DS  DS(XIF)  DS  R  S   MOVING RIGHT
R   L        R   L        R   L        R   L  R
DS  PIVOT 180  DS  KICK
L   L          R    L
DS  PIVOT 180  DS  KICK
L   L          R    L
```

PART D

```
DS  TCH  OUT  HL  TCH(XIF)  HL  TCH  OUT  HL
L      R      L       R      L       R     L
DS  TCH  OUT  HL  TCH(XIF)  HL  TCH  OUT  HL
R      L      R       L      R       L     R
```

REPEAT PART 1 MORE TIME FOR A TOTAL OF 2

BRIDGE

```
DS  DS  DS  R  S            DS  DS  R  S    DS  R  S
L   R   L   R  L            R   L   R  L    R   L  R
```

SEQUENCE;
AB ABC ABCD 1ST HALF OF C D 1ST HALF OF C D LAST HALF C
BRIDGE AA
DON´T LET THE SEQUENCE SCARE YOU !!!



BOP-TIL-YA-DROP

ROCK-N-ROLL

BRING COUPON IN AND
RECEIVE A COMPLIMENTARY
BAR DRINK 10/24-31/86

57 HEAVEN

721-5757

50's & 60's Lounge - Cafe
8136 Atlantic Boulevard, Jacksonville, FL 32211

JOHN RADICHES
General Manager

Bop till ya Drop

GOOD HEARTED WOMAN

EASY LINE

ARTIST: Waylon & Willie -- RCA GB-10928

CHOREO: Barbara Beck, Panhandle Cloggers, Marianna, FL

Wait 12 Beats - Begin LEFT FOOT

SEQUENCE: A, CHORUS, B, CHORUS, CHORUS, END

PART A:

(4) DTS (L) BR(xif) (R) BR(back) (R) RS (LR)

(4) DTS (L) RS (RL)

(2) DTS (L) SLUR (R) S (R) DTS (L) BR-UP (R) — Move left then right

(4) DTS (L) BR(xif) (R) BR(back) (R) RS (RL)

(4) DTS (L) RS (RL)

(2) DTS (L) SLUR (R) S (R) DTS (L) BR-UP (R) — Move left then right

CHORUS:

(2) DTS (L) PUMP/KICK (R) DTS (R) RS (LR) — Moving left - Qued as "PULLEY"

(2) DTS (L) RS (RL)

(1) DTS (L) DTS (R) DTS (L) RS (RL)

(2) DTS (R) PUMP/KICK (L) DTS (L) RS (RL) — Moving right - Qued as "PULLEY"

(2) DTS (R) RS (LR)

** (1) DTS (R) DTS (L) DTS (R) RS (LR)

(2) S (L) KICK (R) S (R) HOP (L) DTS (L) DTS (R) DTS (L) RS (RL) - Turn 180° on kick Qued as "KARATE"

(4) DTS (L) RS (RL)

(2) DTS (L) DTS (R) DTS (L) RS (RL)



GOOD HEARTED WOMAN

PAGE 2

PART B:

(2)	DTS L / RS(xif) RL	
(2)	DTS L / RS RL / RS RL / RS RL	360° Left then right - Qued as "CHAIN AROUND"
(2)	DTS L / RS(xif) RL	
(2)	DTS L / RS RL / RS RL / RS RL	360° Left then right - Qued as "CHAIN AROUND"
(4)	DTS L / PUMP/KICK R	Move forward
(2)	DTS L / DTS R / DTS L / RS RL	Move backward
(4)	DTS L / PUMP/KICK R	Move forward
(3)	DTS L / DTS R / DTS L / RS RL	Move backward
(1)	DTS R / RS RL	
	PAUSE L & R	

ENDING: Chorus Up Through **

ABBREVIATIONS USED:

DTS - Double toe step

BR - Brush

R - Rock

S - Step

xif - Across in front



ALL TIED UP

INTERMEDIATE
LINE DANCE

MUSIC: ALL TIED UP, RONNIE McDOWELL, MCA, #52816
CHOREO: Derald Grice, Kickin' Kountry Kloggers
Wait 16 beats - Starts on left foot

PART	TIMES	STEP	DIRECTIONS
A		DTS DR SL DR ST R ST L L L L R L R	PULLEY
40-beats		DTS TCH(ots) TCH(xif) TCH(ots) L R R R	OUTHOUSE TOUCHES
		REPEAT ABOVE ON OPPOSITE FOOT	
		*DTS DTS L R	IN PLACE
		DTS DTS(xif) DTS DTS(b) DTS DTS(xif) DTSRS L R L R L R L	CLOG OVER VINE
		REPEAT FROM * ON RIGHT FOOT	
		DTS DTS L R	
B		DTS HEEL(f) PAUSE TCH/BALL(xif) TCH/HEEL(ots) L & R 1 & R 2 R &	MS SLIP
CHORUS		BALL(b)/HEEL(f) SLIDE/TOGETHER CHUG SLIDE R 3 L L&R & R 4 L	
43-beats		DTS DTS RS R L R	DOUBLE BAISC
		**DT(b) DTS DT(b) DTS R R L L	DBL BACK/DBL STEP FLEA FLICKER
		DTS DTS DTSRS R L R	TRIPLE BASIC
		REPEAT FROM ** ON OPPOSITE FOOT	
	2	DTS/HEEL BALL/HEEL CHUG/SLIDE DTS R& L 1 L & R 2 R & L 3 R&4	CHANGE UP ALTERNATE FEET
	2	DTS BR(xif) R L	FONTANAS ALTERNATE FEET
BRIDGE		DTS DTS DTSRS R L R	TRIPLE BASIC
I	2	DTS PIVOT(½ RIGHT) STEP KICK L L R L	KARATE PIVOT
		DTS DTS L R	
C		DTS BR-UP TH(xif)½ TURN LEFT TCH(b) L R R L	H&P STEP
		DTS DTS RS RS L R LR LR	FANCY DOUBLE
		REPEAT ON SAME FOOT	
		DTS DTS L R	
		***DTS DTS(xif) DR ST RS DTS DTS RS RS L R R L RL R L RL RL	CLOG OVER THREE AND FANCY DOUBLE
		DTS DTS R L	
		REPEAT FROM *** ON OPPOSITE FOOT	

PART	TIMES	STEP	DIRECTIONS
		REPEAT CHORUS	
BRIDGE II		DTS DTS DTS R L R	
	18-beats 2	DTS PIVOT(½ LEFT) STEP KICK (leave off the kick L L R L second time through)	KARATE PIVOT
		DTS HEEL (PAUSE) HEEL/HEEL HEEL/HEEL HEEL L & R 1 & L 2 L & R 3 R & L 4	DARYL VARIATION (When active foot is on heel other foot is on the bal
		(PAUSE) TOE(b) TOE(b) TOE(b) DTSRS & R 5 R & R 6 R&7&8	
D		DTS DTS DTSRS L R L	TRIPLE BASIC ½ TURN LEFT
ENDING	17-beats	DTS/HEEL BALL/HEEL CHUG/SLIDE DTS R L L R R L R	CHANGE UP
		DTS/HEEL BALL/HEEL CHUG/SLIDE DTS L R R L L R L	CHANGE UP
		DTS R	
	2	DTS BR(xif) L R	FONTANAS ALTERNATE FEET

SEQUIENCE: A, B, BRIDGE I, C, B, BRIDGE II, D, D, D, D,

ABBREVIATION:
R - ROCK
RS- ROCK STEP
ST- STEP
SL- SLIDE
TH- TOE HEEL
DT- DOUBLE TOE
DR- DRAG
BR- BRUSH
DTS- DOUBLE TOE STEP
TCH- TOUCH
(b)- BACK
(f)- FRONT
(xif)- ACROSS IN FRONT
(xib)- ACROSS IN BACK
(ots)- OUT TO SIDE
DTSRS- DOUBLE TOE STEP ROCK STEP

Derald Grice
148 Hollywood Blvd.
W. Melbourne, FL 32904
305-676-2461

ROLLIN' NOWHERE — E-Z INT

RECORD: WARNER BROS. 7-28694-A Michael Martin Murphy
CHOREO: Marge Callahan, Sugar Foot Family Cloggers, St. Augustine, Fl.
Git Back To Country Cloggers, Jax., Fl.
INTRO: Wait 32 beats, start with LEFT foot

* * * \

* *

HEEL BEATS	TIMES	STEP
		INTERLUDE ("LUCY CROSS-OVER")
8	(2)	L DTS & 1 — R BR(XIF) & — L SL 2 — R TOE/HEEL(XIF) & 3 — L TB & — R SL 4
8	(2)	L DTS — R DTS — L ROCK — R STEP — L ROCK — R STEP (turn ¼ Lt. on 1st. & ¼ Lt. on 2nd)
		REPEAT ABOVE 16 BEATS. DOES NOT alternate footwork
32		REPEAT PART A ("SNEAKER")
32		REPEAT PART B ("FLEA-FLICKER VINE")
32		REPEAT CHORUS ("FANCY ALABAMA")
		ENDING
9	(1)	L DTS — R DTS — L DTS — R DTS — L DTS — R DTS — L DTS — R DTS — L TOE(XIB) & HOLD
		(DTS'S ALL MOVING FORWARD)

* *

SEQUENCE: CHORUS-A-B-CHORUS-INTERLUDE-A-B-CHORUS-ENDING

* *

ABBREVIATIONS: DTSRS=Double toe step rock step. DTS=Double toe step. DT=Double toe. SL=Slide. (F)=Front. (B)=Back. ()TS)=Out to side. (XIF)=Cross in front. (XIB)=Cross in back. (X)=Uncross. BR=Brush TB=Touch back. TCH=Touch.

* *

NOTE: Names used for step combinations are for cuing and teaching purposes ONLY.

* *

Marge Callahan
7224 Kivler Drive
Jacksonville, Fl. 32210
1-904-771-7987

FRANK GRIFFIN
Volkswagen - Peugeot - Alfa Romeo
5735 Phillips Highway • Jacksonville, FL 32216

CAL WILLIAMS
Sales Manager
904-737-1520



GET BACK TO THE COUNTRY

Artist: Neil Young
Choreo: Steve Smith
Label: Geffen DTN24675
Taught by: Lynn Chasez

EASY INTERMEDIATE LINE

INTRO: Wait 32 beats

****

A

```
                  1/4 right
                  [-------]
4 Rockers         ROCK-STEP-DS-DSRS
                    L    R   L  R
                    &    1   &2 &3&4
```

****

B

```
                  moving forward          turn 1/4 left
                  [-------------] [------------------------]
4 Heel Swivels    DSRS-DSRS-DS-DS-HEEL(edge of)-HEEL(edge of)-RS
                   L    R    L  R     L               R
                  &1&2 &3&4 &5 &6     &               7          &8
```

****

C

```
8 Shuffles        SH-SH-SH-SH-SH-SH-SH-SH
                   R  R  L  L  R  L  R  L

4 Basics          (circle left)

8 Shuffles        (as above)

1 Triple Kick     DS-DS-DS-KICK-SL   (moving forward)
                   L  R  L    R   L

1 Triple          DS-DS-DSRS         (moving backward)
                   R  L  R
```

****

Sequence: ABC-ABC-ABC-A





SAN MARCO
2016 HENDRICKS AVE.
398-8313

MANDARIN
BEACLERC VILLAGE CENTER
268-7350

ROCKY MOUNTAIN MUSIC — Intermediate Line Dance

Choreo: Donna Grimm, Rocky Water Cloggers, Melbourne, Fl
Record: "Rocky Mountain Music" by Eddie Rabbit (Elektra E-45099-A)

Wait 16 beats; begin LEFT foot.

Part	Beats	Times	Step
A	4	1	DS DS Stomp-Tch(Use heel) Dr-S "Molly"
	4	1	DS DS Step(On heel) Pivot-Step Turn 1/4 to left
	24	3	REPEAT above 8 beats three more times
B	4	1	DS Swivel-Step(XIB) DS Swivel-Step(XIB) Moving left
	4	1	DS DS(XIF) Heel-Heel Br-Sl "Rocking heels"
	4	1	DS DS DS RS In place
	4	1	T-H T-H T-H T-H Moving forward
	16	1	REPEAT above 16 beats, alternating feet and directions
C	16	2	DS DT(XIF) DT(OTS) Dr-S Dr-S (Turn 1/2 to right) RS DS RS
	8	2	DS Tch(OTS-Use heel) Tch(XIF-Use toe) Tch(OTS-Use heel)
	24	1	REPEAT above 24 beats
D	8	2	DT(Back) Br-Sl DS Kick-Sl Alternating feet

Sequence: AB-C-D-AB-C-D-AB-C-C-D-D

Abbreviations:

DS	Double Toe Step
RS	Rock Step
DT	Double Toe
Dr	Drag
S	Step
XIF	Crossing in front
XIB	Crossing in back
OTS	Out to side
Br	Brush
Sl	Slide
T-H	Toe-Heel



RAINBOW RECORDS

MUSIC FOR THE CLOGGER AND SQUARE AND ROUND DANCER

- **POPS**
- **FLIPS**
- **HOEDOWNS**
- **SQUARES**
- **ROUNDS**



Mail Order — Send Me Your Want List!!

TELEPHONE ORDERS ACCEPTED . . . ANSWERING MACHINE ON 24 HOURS

Watch for us at your local festival or workshop.

RAINBOW RECORDS
4270 Aloma Avenue
Suite 12428C
Winter Park, FL 32792
305/671-2578

LYNN CLEARY

COME ON IN(YOU DID THE BEST THAT YOU COULD DO)
****

Record: Come On In(You Did the Best...) by the Oak Ridge Boys, MCA 52722

Choreo: David R. Spencer, Post Office Box 7591, Mobile, Alabama 36607

Intro: Wait 16 Beats Begin LEFT Foot

****
SEQUENCE: A - B - C - A - B - C - A - BRIDGE - B - B - B - C
****

PART A

1 DS - DS - DS - Br(xif) - Br(x) - Toe - Heel - Toe - Heel - RS

2 DS - DS(xif) - Toe - Ball - Heel - Slide(Moving RIGHT then LEFT)

1 Stomp - DSRS - Br - Sl - DS - DSRS - Br - Sl

1 DS - Dr - St(xib) - Sh - Sh - DS - Br(xif) - Br(x) - TB(turn 1/2 LEFT)

*****REPEAT ALL THE ABOVE - SAME FOOTWORK TO END FACING FRONT*****

PART B

1 DS - DS - DSRS(Moving LEFT) - DS - DSRS(turn 3/4 RIGHT) - Br - Sl

1 DS - Br(xif) - Br(x) - Rock(ots) - Step(xif) - Toe - Slide - DS - DS - Stomp(turn 1/4 LEFT)

*****REPEAT ALL THE ABOVE - SAME FOOTWORK TO END FACING FRONT*****

PART C

1 DS - TF - TB - Brush - Sl

1 DS - DS - DSRS

*****REPEAT THE ABOVE TWO LINES - LEFT FOOT LEAD*****

BRIDGE

2 DSRS

2 DS - Br - Sl



COME TO "OLDS - TOWN" !!

Langley

North Florida's Largest Selection of Oldsmobiles

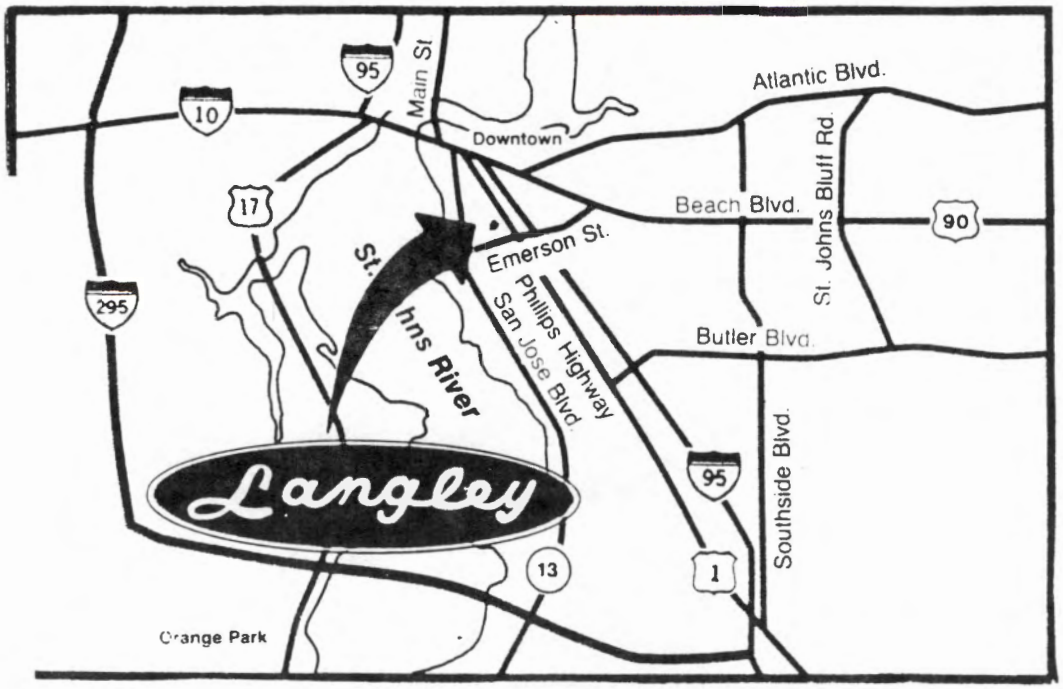

All Roads lead to Langley Olds

Complete Service and Body Shop Facilities

398 – 7511

3494 Phillips Highway Jacksonville, Florida 32207

Langley

Serving Jacksonville for over 38 years

WHEN I THINK OF YOU INTERMEDIATE LINE DANCE

Record: "When I Think of You" by Janet Jackson; A&M Records AM-2855; time 3:56
Choreo: Chip Futrell, P.O. Box 565, Denton, NC 27239 (704)869-3333
Intro: Wait 16 beats.

INTRO - 16 BEATS

# TIMES	STEP	DIRECTIONS
2	BA LEAN LEFT BA LEAN RIGHT L&R L&R &1 &2 &3 &4 &1 &2 &3 &4	"Boogie" Shake shoulders on beats 2, 3, and 4.

PART A - 64 BEATS

4	(xif)(ots) ST TT L R &1 &2	Alternate feet.
1	DS RS HL HL L RL R L &1 &2 &3 &4	"Pops" Lift the right heel on the upbeat of 3 & the left heel on the upbeat of 4. Turn ¼ right on beats 3&4.
1	DS DS DS RS L R L RL &1 &2 &3 &4	"Triple Basic"

*REPEAT THIS SEQUENCE THREE MORE TIMES.

PART B - 32 BEATS

2	(xif) DS DS SR RS L R L LR &1 &2 &3 &4	Move left. Turn the head right on the upbeat of 4 & left on the downbeat.
1	DS DT SL DT SL HL SL TT SL BR L R L R L R L R L R &1 & 2 & 3 & 4 & 5 & SL DS RS L R LR 6 &7 &8	Turn ½ left on beat 5.

*REPEAT THIS SEQUENCE ONCE MORE.

PART C - 32 BEATS

1	(ots) (ots) DS RS ST TT ST TT SL DS DS RS L RL R L L R L R L RL &1 &2 & 3 & 4 &5 &6 &7 &8	Left arm up on beat 3 and the right arm on beat 4.
1	DS DS HL ST R L R L &1 &2 &3 &4	Twist on the right heel turning ½ right on beat 3.
1	DS DS DS RS R L R LR &1 &2 &3 &4	"Triple Basic"

*REPEAT THIS SEQUENCE ONCE MORE.

PART D - 32 BEATS

# TIMES	STEP	DIRECTIONS
1	(ots)(xif) DT BA BA SL L L&R L&R R & 1 & 2	"Two-Beat Swish" Turn ¼ right.
1	DT HL-R HL-L SL L BA-L BA-R R & 1 & 2	"Burton Switch"
2	DS RS	"Single Basics"

*REPEAT THIS SEQUENCE THREE MORE TIMES.

SEQUENCE

PART A
PART B
PART C
PART D
PART A
PART B
PART C
PART D

ABBREVIATIONS

BA----------ball
ST----------step
TT----------toe
DS----------double step
RS----------rock step
HL----------heel
SR----------slur
DT----------double toe
SL----------slide
BR----------brush
(xif)----------cross in front
(ots)----------out to the side

****A SPECIAL THANKS TO SIMONE NICHOLS FOR MAKING THIS DANCE POSSIBLE****

Kmart®

MANDARIN

RUDOLPH THE RED NOSED REINDEER INT. TIME 3:31

RECORD:RUDOLPH THE RED NOSED REINDEER-PICKWICK-ALBUM-DISCO NOEL
CHOREO:BETTY KENT,SHARON OWENS-SHUFFLIN SHOE CLOGGERS,W.P.B.,FLA.
INTRO:WAIT 16 DRUM BEATS-START LEFT FOOT-DO 12 SINGLES BOOGIE STYLE

BEATS	TIMES	STEPS	DIRECTIONS
PART A			
16	2	DT(B) BR(XIF) TA TA TF TA DTSRS L L L L L L RL	"SIMONE" ALT FEET
16	2	DTSRS DTSRS H H STEP RS L RL R LR L R L RL	ALT. FEET
PART B			
8	2	DTS BR(XIF) TH TCH(B) L R RR L	MOVING LEFT
8	1	DTS DTS DTSRS DTS DTS RSRS L R L RL R L RLRL	TRIPLE-TURN 180 L. FANCY DOUBLE-180 L
16	1	REPEAT ABOVE 2 STEPS-START RT. FOOT-MOVE RT.-TURN RT.	
PART C			
16	2	DTS DT(XIF) DT(OS) DT(XIF) DT(OS) L R R R R	TB-WINDMILL STYLE ALT. FEET
		TB TB BR(UP) R R R	
16	2	DTS T(XIF) DT(B)DR S T(F) T(F) L R R R L L L	MOVE SLIGHTLY BACK ALT FEET
		DT(B)DR S L R L	
BRIDGE			
6	2	DTS RSRS L RLRL	FANCY SINGLE ALT. FEET-MOVE FOR
PART D			
32	4	DTS DTS DTS DTS DR S(B) DR S(B) DR S(B) DR S(B) L R L R R L L R R L L R Turn 1/4 Right last DR S	
PART E 32			
32	4	DTSRS DTSRS DTH H H RS L RL R LR L L R L RL	TURN 1/4 R-L-R-L ON DTH-SWIVEL HEEL L-R-L-ALT. FEET

SEQUENCE:ABC BRIDGE CDE ABC BRIDGE A D D(LAST 3 DR S SERIES DONE
GRASSHOPPER STYLE AND USED AS AN EXIT.

Her Place

3 HILTON MALL
JACKSONVILLE, FLORIDA 32207

Brenda H. Rosenberger, Owner

(904) 396-4200

CALLING ALL CLOGGERS!!

10% Discount

on regular priced merchandise

FAMOUS BRAND NAMES

collectibles Sea Queen

Stephanie

GINA-LIN INC.

MARSHA
LOS ANGELES

Henson
The finest name in Intimate Apparel

BUCK HALL


Kilroy was Here
Going Ape
Lindy
BUCKER
No Sweat
Captain Video



OPEN 25 Hours 7 Days A Week

OPEN 25 Hours 7 Days A Week

CLOGGERS WELCOME

CLOGGERS WELCOME

NEW HOME OF THE

NORTH FLORIDA ANTIQUE ENGINE ASSOCIATION



Sponsored by



TRADING POST FLEA MARKET

Highway 301 North

WALDO, FLORIDA

DECEMBER 12, 13, 14, 15, 1986

MARCH 13, 14, 15, 1987

Booths Under Cover
10 x 10 - 3 Day Show $17.50
Single Day $7.00

Outside Space
10 x 20 - Day $4.00

Trading Post Flea Market • Rt. 1, Box 244 • Waldo, Florida 32694

NAME_____

ADDRESS_____

CITY_____ STATE_____ ZIP_____ PHONE_____

RESERVE: BOOTH'S UNDER COVER_____ DEPOSIT_____

RESERVE: OUTSIDE SPACE_____ DEPOSIT_____

1 mile North of Waldo on Highway US 301 - Deposit 50% on space rental - pay overnights at Registration

Great response from dealers & exhibitors in March 1986 Show but 4 days of constant rain was against us. Engine exhibitors were excited about our facilities and has voted to have 2 shows a yr. Clean restrooms, laundry mat, snack bar & 25 hr. restaurant and acres of camping.

All antique exhibitors invited. Call or write LEON or SHEILA STANFORD about location and space. Flea Market Rental: (904) 468-2622 and (904) 468-1849 or Route 1, Box 244, Waldo, Fl. 32694.

TWO OF HEARTS

ADV. LINE

RECORD: TWO OF HEARTS by STACEY Q ATLANTIC 7-89381
CHOREO: GREG DIONNE, SUGARFOOT FAMILY WORKSHOP TEAM, ST. AUGUSTINE, FL.
INTRO: WAIT 32 BEATS, START ON LEFT FOOT

PART	STEPS	"CUES"/(DIRECTIONS)

PART A:

DS DS(XIB) DR BL BL S — "CLOG OVER THREE STEP"
L R R L R L

DT(UP) BN T(B) BL H BL H SL
R R L L R R L R

DS DT(UP) DSRS DS DSRS KICK KICK
L R RLR L RLR L L

DS DT(OTS) H H ST DSRS DS DS — "COUNTRY BOY STEP"
L R R R R LRL R L

DSRS DSRS DS DS DSRS — (TURNING 1/2 R)
RLR LRL R L RLR

REPEAT ABOVE, STARTING ON SAME FOOT, FACING BACK

PART B:

BL/H(F) BL/BL (TOES IN) H/H (TOES OUT) — "J.P."
L R L R L R

DS DSRS BR(UP)
L RLR L

DS DT(XIF) DT(UNX)H PAUSE FLAP — "FLAPPER"
L R R R R

DS BL(XIF) BL(XIB) BL(OTS) BL(XIF) BL/SL — "HOEDOWNER"
L R L R L R

REPEAT ALL OF PART B

PART C:

4- DS DS DS BR(XIF)(TURN 1/4 L) — "COWBOY"
L R L R

DS(XIF) RS(XIF) RS(XIF) RS(XIF)
R LR LR LR

REPEAT ABOVE "COWBOY" STEP TO FACE EACH WALL



TWO OF HEARTS (CON'T)

BRIDGE:

DTB/H PAUSE BL/T(XIF) BL/H H/BL BL/H SL DSRS KICK KICK "M.S. SLIP"
L R L R L R L R L R L RLR L L

H/BL H/BL BL/H H/BL BL/H PAUSE SL DS DS DSRS "G-SPECIAL"
L R L R L R L R L R L R L RLR

DTB/H H/BL H/BL BL/H H/BL BL/H T(B) T(B) T(B) DSRS "DARRYL"
L R L R L R L R L R L R R R R RLR

2- TOE PAUSE HEEL "DISCOS"
L L

4- TOE ROLL/HEEL
L

2- DS DT(UP) DSRS DS DS RS RS "MOUNTAIN SHUFFLE"
L R RLR L R LR LR

NOTES:

SEQUENCE: A, B, A, C, BRIDGE, A, C, B, B, B

ABBREV. USED IN DANCE:
DS= DOUBLE TOE STEP
DTB=DOUBLE TOE BALL
BL=BALL
BN=BOUNCE
RS=ROCK STEP
H=HEEL IN FRONT
T=TOE(TIP OF TOE)
SL=SLIDE

IF YOU HAVE ANY QUESTIONS, FEEL FREE TO WRITE OR CALL:

GREG DIONNE
2233 LAVALLE DR.
JAX.,FL. 32210
(904) 781-2391



ADVANCED STEPS

Choreo: Elliott Skeen, Hickory Flat Hoedowners, Denton, N.C.

WALNUT RIDGE (8 beats)

Step DS Step (pause) Hop Step Step Step Slide DSRS Kick
R L R R L R L L R L

MITZI (6 beats)

Step DS Step Step Hop ToeBall Hop ToeBall Ball Slide
L R L R L R L R L L

SCOTT FLANGE (16 beats)

DS D(xif) D(out) Heel Slide Slide (pause) Chug DBall
L R R R L R R R

Ball Heel (pause) Drag Flange Drag Flange Drag Kick
both both both L both R both R

DSRS DS DSRS
R L R

MUSHROOM (16 beats)

DS DS Heel Ball Ball(xif) Ball Ball Ball Ball Slide
L R L L R L R L R R

DS D(up) Ball Slide Ball Slide DS DS(xif)
L R R R L L R L

Ball Ball Ball Slide DSRS
R R L L L

THE HICKORY (4 beats)

DS DS Hop Toe Ball Heel Ball Heel Step
L R R L L R R L L

THE ENHANCED (16 beats)

DS D(xif) D (out) Ball Slide
L R R R both

Step DS Step Step Step Step Slide
L R L R L R both

Chug DSRS Kick DS Kick D Slide Slide Kick
L L R R L L R L L



MOBILE GAS

ST. AUGUSTINE GAS®

Since 1885

PROPANE GAS AND APPLIANCES

FOR

SPAS - HOMES

INDUSTRY - RESTAURANTS

LAUNDRIES - MOTELS

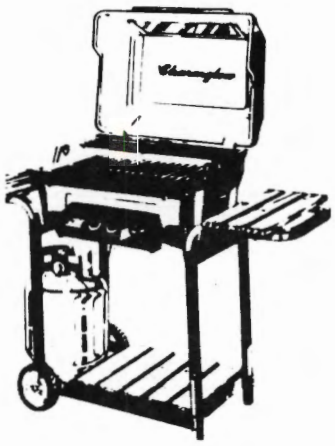

GAS

GRILL WAREHOUSE

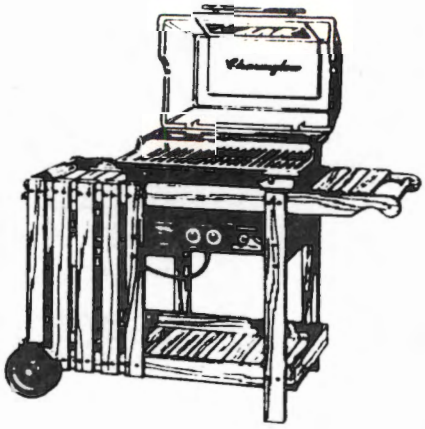

PARTS FOR ALL GAS GRILLS

OUR PRICES ARE LOWER

THAN NATIONAL DISCOUNT CHAINS

Charmglow®

Ducane

4110 University Blvd. Court

733-9533

ROCK ON THE BAYOU

Level: Advanced Buck
Time: 2:49

RECORD: R C A Records PB-13926-B
by Alabama

CHOREO: Kris Williamson - Springs Stompers and
(305) 887-6688 Sugar Sand Cloggers
Miami Springs, FL

* *

Wait 8 beats, start on left foot.

	STEPS	DIRECTIONS & STEP NAMES
PART A	L RL R LR L R LR LR DS RS DS RS DS DS RS RS &1 &2 &3 &4 &5 &6 &7 &8	Basics & Fancy Double
30 beats	L R L R R L R L R R DS/TOE HEEL/BL SL DS/TOE HEEL/BL SL &1 & 2 &3 & 4	Heel Ball Slides
	L R L RL DS DS DS RS &5 &6 &7 &8	Triple
	Repeat above 8 beats only on opposite foot.	
	L R L R L R R L R R DS DS DS/BREAK HEEL/BL TOE HEEL/BL SL &1 &2 &3 & 4 & 5 & 6	Daisy Mae

- - - -

* *

	STEPS	DIRECTIONS & STEP NAMES
PART B (cont)	R DT/HEEL &1 — L & R STOMP(R XIF L) & 2 — L & R STOMP(UNCROSS) & 3 — LR DR & — LR SL 4	Slow Scotty
	L DS(XIB) &5 — R HEEL e — R BL & — L TOE a — L BL 6 — R HEEL e — R BL & — L HEEL a — R SL 7 — L DT e&a — R SL 8	Clamdigger

- - - -

* *

	STEPS	DIRECTIONS & STEP NAMES
BRIDGE	L R L R L R R DS BL(XIF) BL(XIB) BL(OTS) BL(XIF) BL(XIB) SL &1 & 2 & 3 & 4	Run
58 beats	L R LR LR DS DS RS RS &5 &6 &7 &8	Fancy Double
	R L L L R R R L L L R R HOP TAP BL HOP TAP BL HOP TAP BL HOP TAP BL & a 1 & a 2 & a 3 & a 4	Moving Forward
	L R L R DS(XIB) DS(XIB) DS(XIB) DS(XIB) &5 &6 &7 &8	Crazy Legs; Moving Backward
	R L L L R R BL/HEEL BL BL(XIF)/TOE(XIB) BL(XIB) & 1 & 2	Strut
	R L L L R R BL(XIB)/HEEL(XIF) BL(XIF) BL/HEEL BL & 3 & 4	
	R L L L R R BL(XIF)/TOE(XIB) BL(XIB) BL(XIB)/HEEL(XIF) BL(XIF) & 5 & 6	
	R L L L R R L R BL/HEEL BL BL(XIF)/TOE(XIB) BL(XIB) BL BL & 7 & 8 1 2	
	R L L R L L R R DR STEP(XIF) DR STEP(XIF) STEP(XIB) SL STEP(XIB) SL & 1 & 2 & 3 & 4	Mountain Step
	Repeat above 4 beats only (Mountain Step), same footwork.	
	L R L R R L R L R L R LR DS/HEEL HEEL/BL SL DS DT(XIF) SL DT(XO) SL DS RS &1 & 2 & 3 &4 & 5 & 6 &7 &8	Kitchen Slip
	Repeat from Mountain Step through Kitchen Slip, same footwork.	

- - - -


Baymeadows
SHOE REPAIR
CUSTOM LEATHER
YVONNE HOFFMAN
DAVID MOORE
VISA
ALL TYPES OF SHOE REPAIRS
CUSTOM LEATHER - GARMENTS
LEATHER/SUEDE CLEANING
ORTHOPEDIC WORK
OWNED & OPERATED
by
MOORE SKIN INC.
(904) 733-3104
8705 Old Kings Rd. So.

CRUSH ON YOU
Advanced (BUCK) Line
MCA Records 52774 3:40
Choreo: Scotty Bilz Possum Trot Workshop Team
Soldier's creek, FL

PART A

L		H		B	S	SL	Brk		S	H	B	H		DS			H
R	DT		H				DS(XIB)			B	H	B	SL	H	SLAP	T	H
	&a	1	&	a	2	&	3&		4	&	5	&	6	&7	&	a	8

Sure Thing

L	STOMP		H		R		DS		DS		S
R			DT		DS		S		DS		R
	1		&a	2	&3	&	4	&5	&6	&7	& 8

Stomp triple
TURN ½ R

REPEAT ABOVE TO FACE FRONT.

PART B

L		SL		H	S		SL		H	S		DS		R
R	DT			B			DT			B		DS		DS	S
	&a	1	&	a	2	&a	3	&	a	4	&5	&6	&7	& 8

Flairs, Triple
Moving R

L	DS			H		H		S(XIF)			DS		H	S		H	S
R		DT(XIF)			DT		R			S	SL		H		B		
	&1	&a		2	&a	3	&	4		&	5	&6	&	a	7	&	a 8

Modified
High Horse
TURN ½ L

Flairs, Triple moving to right.

L	DS			H		H		S		DS		R
R		DT(XIF)			DT		R		S	SL		DS		S
	&1	&a		2	&a	3	&	4	7	5	&6	&7	&	8

High Horse
TURN ½ L to
face front

PART C

L	DS				S	DR		R		DS		R
R		DS(XIF)		DR			S		S		DS		S
	&1	&2		&		3	&	4	&	5	&6	&7	& 8

Samantha

L	DS		B			B		H	B	SL
R		H(F)		B(XIB)		H(F)		B	H	
	&1		2		&		3	&	4	

M.S. Slip

L	Brk	B		Brk		B		Brk	B	
R	B		BRK	B		SL	Brk		B	Brk
	1	&		2	&	3		&	4	

REPEAT ABOVE ON RIGHT FOOT REPLACING ANKLE BREAKS WITH TRIPLE.

BRIDGE 1

L	DR		H(F)	H			DS
R		B			H(F)	H	DS
	&	1	a	&	a	2	&3 &4

TURN ½ R

DO 4 TIMES ALTERNATING FEET TO FACE ALL FOUR WALLS.

BRIDGE 2

L		DS		S	SL		DS		S	SL
R	DS		DS			DS		DS		
	&1	&2	&3	&	4	&5	&6	&7	&	8

L	DS		B	B		PIVOT ½ L	STOMP		DS		S
R		DT	B	B(XIB)					DS		R
	&1	&a	2	3		4		5	&6	&7	& 8

Love Shuffle

SEQUENCE A-B-C-A-Br1-B-C-A-Br2-Br1-A-A-A

The Key is Quality that costs no more



Quality People

At Key Buick's magnificent new facility, you will find knowledgeable, well-trained, friendly people, genuinely interested in helping, and dedicated to one goal—our customers' total car happiness.

Quality Management

We carefully select the people we hire to be intelligent, of good character, with a sincere desire to serve. Then we intensively and continuously train them to give our customers complete and professional service in every department—sales, service, and behind the scenes.

Quality Cars

We believe our Buick automobiles are the safest, best built, most beautiful cars you can buy. Based on long experience and being sensitive to our customers needs, we order a vast array of models, colors, body styles, and equipment to make sure Key Buick customers have the greatest possible selection, at highly competitive prices.

Quality Attitude

For over 25 years Key Buick has striven to excel in both Sales and Service. We believe in doing business in an open, honest way...treating our customers with respect and courtesy...and giving outstanding service always, at a competitive price.

Quality Service

GM-trained Service Technicians, working in a gigantic, new 48-bay shop with the latest and best equipment—35 lifts, 15 full service stations, 2 Hunter Computerized 4-Wheel Alignment Systems, Computerized Tire Balancing Equipment, all-new Sun Diagnostic Equipment—give Key Buick customers careful, expert service on every job.

Quality Body Work

Expert body technicians plus the latest equipment—Car-O-Liner Bench System, Mig Welding Equipment, and DeVilbiss Combi Paint Spray and Drying Booth—assure our customers of first class work at a competitive price.

642-6060

642-6060

Key BUICK
4660 Southside Blvd.
The dealership that's different

TWO STEP HALL



COMPLIMENTS

OF A

FRIEND



She Likes Her Lovin' Country/Western Line Dance
3:06 Easy Intermediate

Record: "She Likes Her Lovin'" by Exile (EPIC, 34-05580).
Choreo: Chris Rawls, Magic City Cloggers and Cross Trail Kickers.
Start: Left Foot:
Wait: 16 Beats.

Step	Directional Movement
l l r l r HEEL-FLAP-STEP (xib)-STEP-KICK (xif) 1 + 2 3 4	[Moving left sideways.]

Repeat above 4 beats, starting on right foot and moving right sideways.
After resting "Heel" on floor, bring other part of that same foot down into a step position to execute the "flap."

l l r r HEEL TCH (Front)-STEP-HEEL TCH (Front)-STEP 1 2 3 4	[Facing front.]
l r l r HEEL PIVOT-STEP-STEP (xif)-STEP 5 6 7 8	[1/4 left turn.]

"Heel Pivot" is done by putting entire body weight on the left heel and by pivoting a 1/4 left turn.

Sequence : Repeat the pattern to the end of the record.

Abbreviations Used : XIF = Cross In Front
TCH = Touch
XIB = Cross In Back



BEAUCLERC MANOR

A 120 Bed Extended Care Facility

- 24 Hour, 7 days a week quality nursing care
- Extensive rehabilitative services
- Luxuriously furnished private & semi-private rooms
- Medical direction

Feel free to stop in to visit anytime or phone for further information

Beauclerc Manor

9355 San Jose Blvd.

739-0877

(across from Southeast Bank in Mandarin)



A Beverly Enterprises facility/Medicare & Medicaid Approved

WESTERN SWING

Taught by: Lois and Don Bencivenni

Records to be used: It's A Miracle
Sh-Bop

Men's Part

1.	Left foot step forward	Basic
2.	Right foot step up to back of left foot's heel	Polka
3.	Left foot step forward	Steps
4.	Right Foot step forward	Basic
5.	Left foot step up to back of right foot's heel	Polka
6.	Right foot step forward	Steps
7.	Left foot step backwards and open girl up	
8.	Right foot step in place	

Repeat from Step #1.

Routines

A. The warp-up

B. Facing left kick left, then right
Facing front kick left, then right between partner's legs

C. Girls turn under the man's arm.

D. The men turn under the girl's arm

E. Cris Cross arms straight out starting to the left.

F. Do the disco move.

G. Men's left hand and girl's right hand,
$\frac{1}{4}$ turn to right on the left basic
$\frac{1}{4}$ turn to left on the right basic
Men's right hand and girl's left hand step back
$\frac{1}{4}$ turn to left on the left basic

Western Swing

$\frac{1}{4}$ turn to right on the right basic then step back

H. Instead of the steps #7 and #8, replace them with left foot step forward and right foot step forward.

We find it best to do the steps 1-8 two times then two times each routine But you can do it any way you like.



BEFORE



AFTER

I'm 14 and losing 54 pounds and 65 inches has helped me have more fun and be asked out for dates.
Melanie Lord

OVERWEIGHT OR CELLULITE?

SLENDER WORLD CAN HELP!

Overweight or out of shape? Slender World can work for you as it worked for others. Slender World has been helping ladies solve their weight and figure problems since 1971. 15 years of experience brings you a sophisticated approach to weight loss including a computerized diet nutritional analysis to give a complete profile of you, things in which you are deficient or things you have in excess in your body that could cause serious health problems for you later on . . . this analysis goes to our registered staff dietician and a food program is tailor-made just for you. One that you can safely lose with but also live with. Your diet will have lots of food that you like and adhere to your habit patterns. Next comes your sessions at Slender World, including a variety of treatments from contouring treatments, mineral algae pack treatments, facials . . . all for inch loss, shaping and toning, behavior modification to help you conquer some of the problems that created your problem to start with.

Call Slender World today for a free tour and analysis. Slender World where it is not at all unusual for a customer to lose 2 dress sizes in 30 days. Slender World where there are no long term programs.

SLENDER WORLD®

ADDRESS
PHONE

ASHBY'S BAYMEADOWS VILLAGE 642-0893
HIGHLAND SQUARE SHOPPING CENTER 751-6800
ARGYLE VILLAGE SQUARE 777-1705

CALL TODAY FOR FREE SAMPLE SESSION

Naugle

FUNERAL HOME

1203 Hendricks Avenue
Jacksonville, Florida 32207
(904) 396-1611

DIRECTORS

Robert M. Naugle Paul C. Naugle

Three Generations Serving This Area
For Over 60 Years

Open 10 A.M. - 5:30 P.M.
Half & Large Sizes

Mon. - Sat.
Ph: 398-1222



Maxine's Stout Shop

1966 San Marco Blvd.
Jacksonville, Florida 32207

"Expert Alterations by - Maxine of San Marco"

Melvin Barnert

904-396-2545

the silk shop

fashions in fabrics

2020 san marco blvd

jacksonville, fl. 32207

HOMA FASHIONS

(904) 262-1770

H. Nezami

5230 Baymeadows Road
Shoppes of Baymeadows
Jacksonville, FL 32217
739-0084

10601-204 SAN JOSE BLVD.
MANDARIN LANDING
JACKSONVILLE, FL 32217

Give Your Clothes
& Collectibles A

"SECOND CHANCE"

With Us

9615 San Jose Blvd.
Jacksonville, FL 32217
(904) 262-0520

STATE FARM INSURANCE

DAVID H. COLSON, Agent
Auto - Life - Health - Home and Business

9613 San Jose Boulevard-Across from K-Mart
Mandarin, Florida 32217
Phone: Off. 268-7600 Res. 268-3428

Dancewear

Bobbi-Lin

First in Dancewear Finest in Children's Fashions

William (Bill) Silverman

4448 Hendricks Ave., 731-4116
5460 Blanding Blvd., 778-2026
10670 Lem Turner Rd., 764-9358

10041 San Jose Blvd



THE MAILBOX

Postal & Packaging Center

TIM & BARBARA SMITH
(904) 733-4842

6120-10 Powers Avenue
Jacksonville, FL 32217

WILLIAM R. TOUCHTON
Co-Owner

STEPHEN A. TURNER
Co-Owner

Touchton Turner Hardware Inc.

PLUMBING • ELECTRICAL • TOOLS • LAWN • GARDEN

(904) 737-4238

4578 SAN JOSE BLVD.
JACKSONVILLE, FLORIDA 32207

TILLMAN'S OLD FASHION
MEAT & PRODUCE SHOPPE

Cut to Order, Freezer Specials
Featuring
Dubuque Iowa, Beef & Pork
America's Best

CARL WILKINSON
Meat Manager

BOBBY TILLMAN
268-1535
10177 Old St. Augustine Rd.

PLEASANT COUNTRY CRAFTS & HOBBIES
14021 MT. PLEASANT ROAD
JACKSONVILLE, FLORIDA 32225
221-1412
10% off

PITMAN

PRODUCE

768-7771

5400 Longleaf Street
Jacksonville, Florida

SERVING JACKSONVILLE FOR OVER 50 YEARS.



VEGETABLES & FRUITS
• SERVICE • QUALITY • PRICE

J. Oliver's
Mandarin Antiques
9615 San Jose Blvd.
Phone 268-0788

Antiques & Collectibles

Antiquity House
1841 Dean Road
Phone 721-0886

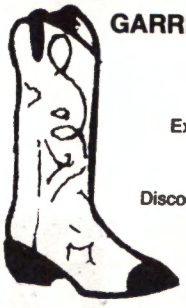

GARRISON SHOE REPAIR & SALES
9889-5 San Jose Village
San Jose Blvd. — Mandarin

Expert Shoe, Boot, Saddle
and Leather Repairs.
"ALSO"
Discount prices on boots & shoes
for the entire family

PHIL GARRISON - Owner & Operator
262-9360

Mon. - Fri. 9 - 6
Saturday 10 - 5

Alteration & Restyling
Men & Women

Pants hem $3.00
Pants waist $3.50
ZEENA ALTERATIONS
(904) 636-9184
New zipper $5.00

8101-6 Old Kings Rd.
Jacksonville, FL 32217

NAILA & JOHN HANNOUSH
Owners



PHONE 904/731-8225

World of Flowers

CHRIS DRAKE
PRESIDENT

1818 UNIVERSITY BLVD. W
JACKSONVILLE, FLA. 32217

COME EXERCISE WITH US!

LOUISE RAPP — EXERCISE LEADER
733-0677
ALMA BRESLIN — EXERCISE CO-ORDINATOR
737-8985

Hendricks Avenue Baptist Church (Gym)
4001 Hendricks Avenue

$6.00 for six weeks
Mon., Wed., and Friday - 9-10 A.M.
Free Nursery

NORDIC
NORDIC TRACK
FITNESS PRODUCTS

Large showroom / complete line of equipment
for home, business or institution
sauna baths and wine rooms
private fitness training

MIKE BARRETT (904) 268-0999

CAROL ST. ORES

Health Nut House

We Specialize in Mail Order
• Natural Vitamins • Minerals • Diet Foods

Serving fresh fruit juices-
Smoothies and frozen yogurt

2022 Hendricks Avenue
Jacksonville, Florida 32207
398-5918

YOGURT WORKS

FEATURING COLOMBO FROZEN YOGURT
SHAKES, SUNDAES, AND POPCORN
DELICIOUSLY CRISP MADE FRESH
DAILY WAFFLE CONES.

9965 SAN JOSE BOULEVARD • UNIT 48
JACKSONVILLE, FLORIDA 32217
268-2626



ELAINE NEWBILL
LAURELLE PITTMAN
AREA DISTRIBUTORS

CAMBRIDGE DIET & NUTRITION CENTER

3355 Hendricks Avenue • Jacksonville, Florida 32207

Hours: 9:00 a.m.-5:30 p.m.
Sat. 10:00 a.m.-1:00 p.m.

Phone (904) 398-0788
After Hours (904) 737-8193

TV & Print Work *Guest Speaking*

20% discount!

NOREEN YOUNG COSMETICS
and BEAUTIQUE





1807 Hendricks Avenue
Jacksonville, Florida 32207
(904) 399-4427

Makeup Lessons *Balloon Beauty*
Wholesale – Retail *Bouquets delivered*
Makeup, Accessories, Lingerie & MORE

COCAINE, CRACK, ALCOHOLISM

CPC ST. JOHNS RIVER HOSPITAL

DRUG/ALCOHOL HOTLINE —
Call 724-2500
for confidential consultation

Counterpoint Center
— Adult Alcohol/Drug Abuse
— Adolescent Alcohol/Drug Abuse

- *24 Hour Admission*
- *Free 24 Hour Emergency Assessment*
- *State Approved Jr. and Sr. High School*
- *Peaceful, Recovery-Oriented Environment*
- *Intensive Psychiatric Care Unit*
- *Individual, Group & Family Therapy*
- *Covered by most insurance, including Medicare:*
- *Team Approach of Highly Trained Professionals*

ADOLESCENT / ADULT TREATMENT

6300 Beach Blvd.
Jacksonville, FL
32216

Information
724-9202
JCAH Accredited

PETS AHOY

FULL LINE
PET CENTER
OPEN 7 DAYS

EXPERT
DOG GROOMING

8927 SAN JOSE BLVD.
AT GOODBY'S LAKE
JO SEEGER MGR.

737-9033

Jacksonville, FL 32217
(904) 733-3604

DON GEORGE,
OWNER

Guitar

A MUSIC STORE

ACCENT ON HAIR INC.

5670 SANTA MONICA BLVD. S. JACKSONVILLE, FLA. 32216
733-0404 733-0611

HAVE YOUR DOG GROOMED WITH OUR
EVERYDAY LOW PRICE .....$12.50.
WE BOARD ALL PETS AND OBEDIENCE
TRAINING IS AVAILABLE. ALSO WE

EMERSON KENNELS

SELL BEAUTIFUL GERMAN SHEPHERDS.

2364 EMERSON STREET
JACKSONVILLE, FLA. 32207
C. L. Mac DOWELL
Owner/Manager/Trainer

904-398-5786

---

(904) 398-5288

Ramtilles inc.

Epicurean Excellence in Home Dining
Specialty Catering
Breakfast in Bed

MARK PAFFORD
LAURIE PAFFORD

3909 Hendricks Ave.
Jacksonville, FL 32216

Kelly's
FURNITURE
REFINISHING

5121 San Jose Blvd - 733-4355
Antiques Restoration, Custom Finishes, Hand Work & Detailing

SPECIALIZING IN DOMESTIC BRED
SPOON FED BIRDS

FULL LINE OF PET SUPPLIES

TROPICAL FISH

SMALL ANIMALS

Pet Set inc.

"a unique experience"

9825-12 SAN JOSE BLVD.
MANDARIN, FLORIDA 32217

DEBBIE & MARK
904 262 8515

Redeemable for one free goldfish

BRITT
CONTRACTING CO.

Specializing in DOZER & DRAGLINE SERVICE

JTB

268-2072
JACKSONVILLE, FLA.

Liberty
FURNITURE

5107 SAN JOSE BLVD.
JACKSONVILLE, FL 32207
904-737-3700

CONTINENTAL CURRENCY

DEALER IN
COINS • GOLD & SILVER
• DIAMONDS • STAMPS

(904) 733-1204
733-1302

BILL
HATCHETT
PROPRIETORS

A-Coin & Stamp Gallery, Inc.
6217 ST. AUGUSTINE RD. JACKSONVILLE



Leona Spears

new owner of

Pretty Plus, Inc.

Fashion, Color And The Fuller Figure

Color — Classic — Fashion — Design — Trends. What do these words bring to mind?

Recently there has been a great deal written and said about color and color charting. Carol Jackson was the pioneer of charting people according to the four seasons (and when you were born has nothing to do with whether you are Spring, Autumn or Summer or Winter!!). The skin tones determine into what season you fall.

Mary Kay Cosmetics studied color analysis and divided the group into two categories naming them Cool and Warm Palettes. This is easier to work with and is not as confining. This is also simple — all you need to do is look for either blue or golden (yellow) undertones in fabrics and make-up, and harmonize for a beautiful, glamorous, well put-together look.

When a lady takes the time and puts forth the effort, everyone notices the extra spring in her step, her confidence and poise. You know as well as she that she is a person on the move in an upward direction!

An area that has been neglected has been the Fuller Figured Lady! Most of them say just because I am overweight does not mean that I am not interested in fashion and design. I want to be as stylish as the Petite 7 or 9 !!! I want to dress and feel as good about what I am wearing as the smaller lady. Yet where does she go for the lovely, stylish clothes?

Well, Jacksonville now has a shop for these ladies — **Pretty Plus** — in the Mandarin area. Lee Spears will be carrying such brands as Also Gordon, Henry Lee, Leslie Pomer and Catlina. Opening a bit late for fall but will be in the swing of things for the holidays — carrying long dresses, and also tea length for the special occasion.

Lingerie by Shadowline and Vanity Fair — a shop for the lady who wishes to be always at her best on every occasion because she is aware that you do not get a second chance to make a **good** first impression.

Pretty Plus, Inc. is located in the Mandarin Plaza Shopping Center, along with elegant and practical shoes from the Shoe Closet, Reflections by Kay — Featuring apparel for ladies 3-12, also Mother's Finery. All these lovely, fashionable shops are located with ample parking with restaurants in the same area — why waste time at the malls looking for parking places when you can find quality merchandise at these fine stores in the Mandarin Plaza Shopping Center!!

Also New York South Hair Stylist is in the same shopping center.

PARTYLAND

A SUPERMARKET OF PARTY SUPPLIES

- Paper & Plastic Plates
- Colored Napkins
- Tablecovers & Skirting
- Plastic Drinkware
- Catering Supplies
- Bulk Goods
- Baking Accessories
- In Store Imprinting
- Theme Decorations
- Wedding Accessories
- Adult Gags & Jokes
- Costumes etc. etc.

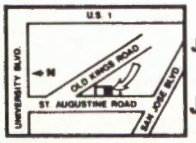

JACKSONVILLE'S LARGEST SELECTION OF PARTY SUPPLIES!

JIM & ANNE DARLING 737-7700

6849 St. Augustine Rd. • Jax., FL 32217

268-5600 OFFICE
284-1075 HOME

RANDALL W. BLAKE, D.M.D.

FAMILY DENTISTRY

3021 LORETTO ROAD
JACKSONVILLE, FL 32223

BUD STILES, R.PH. DENISE STILES, R.PH.

PRESTON PHARMACY

ATLANTIC PLAZA

904-725-1616
904-724-0424

6001 Atlantic Blvd.
Jacksonville, FL. 32211

Herman Jackson Cleaners

ATOMIC CLEANING

1981 SAN MARCO BLVD.
JACKSONVILLE, FLORIDA 32207 (904) 396-7010

Open Daily

DO ME A FLAVOR

Homemade Icecream Pies & Cakes

396-5285

1959 San Marco Blvd.
San Marco Square

Mary Kay COSMETICS

For Complimentary Facial or Interview:
(904) 737-8214

904-268-7536

Lee Spears

Professional Beauty Consultant

9462 Ponder Road — Jacksonville, FL 32217



Jamio's

Italian Restaurant

9850-6 San Jose Blvd.
Jacksonville, FL 32217

JAMES DANYUS
(904) 268-4920

THE VIDEO STORE

5808
11531
6685
930

St. Augustine Rd. 737-8270
San Jose Blvd. 268-1012
Arlington Rd. 721-8154
Blanding Blvd. 272-7694

H. MARVIN BEASLEY

9735 Old St. Augustine Rd.
Mission Sq. Shopping Ctr.
Jacksonville, FL 32217
904-262-5600

136 Blanding Blvd.
Orange Park, FL 32073
Business 904-272-2700
Home 904-636-0490

Phone: (904) 396-6464

MERRITT'S *of Florida*

SILKS · GIFTS · COLLECTIBLES

3919 Hendricks Ave., Jacksonville, FL 32207

YOUR ONE-STOP SHOP FOR ALL YOUR SEWING & QUILTING NEEDS



NOW FEATURING:

- MONOGRAMMING
- ALTERATIONS
- FUR RELINING
- FABRIC, NOTIONS AND PATTERNS



Fabric Yard

743-2910

5366 Ft. Caroline Rd.

GAZEBO Shopping Center

Don's Sportsman Barber Shop and Stylists

FOR APPOINTMENT
CALL 725-6360
1814 DEAN ROAD



• Forestry and Pest Control

MANDARIN SERVICE INC.

(904) 268-0544

9611 San Jose Boulevard
Jacksonville, Florida 32217

Village Hair Styling

FAMILY STYLING - ROFFLER SCULPTURE KUT SPECIALISTS

DON TRIMBLE
(904) 642-3666
TUE - SAT 9:00 - 5:30

HELEN McCLURE
1564 GROVE PARK BLVD.
JACKSONVILLE, FL 32216

Astor Place
A HAIR SALON

• Merchants Walk
9965-11 San Jose Boulevard
Jacksonville, Florida 32217
(904) 262-9771

ZENITH SONY RCA

San Jose TELEVISION, INC.

5133 SAN JOSE BLVD PHONE 737-7888

ROB SORENSEN
PRESIDENT

SINCE 1962

Fine Yarns
Knitting Supplies

EWE KNIT YARNS

Mon - Sat
10 - 5:30

Sue Spillert
Beverly Block

904-262-3222
9825-38 San Jose Blvd.
Jacksonville, Fla.
32217

MANUFACTURING JEWELERS

W. L. SUTTON COMPANY

RICHARD W. BELL
PRESIDENT

TELEPHONE 904 396-2976
2014 KENNETH STREET
JACKSONVILLE, FLORIDA 32207

Prescription Eyewear • Sunglasses

LAKEWOOD OPTICIANS
Reg. Optician

TOBY SWEARINGEN
733-9544

6044 San Jose Blvd.
Jacksonville, FL 32217



Danese
Plumbing Company, Inc.

JEAN DANESE GRAY

3525 Smithfield St. corner St. Augustine Rd. Jacksonville, FL 32217
Phone 904/733-1250

(904) 268-0344

268-3531

RONNIE'S REPAIR SHOP
LAWNMOWER SALES & SERVICE

RONNIE BRAASCH
Owner

9605 SAN JOSE BLVD.
JACKSONVILLE, FL 32217

PERRY'S BACK

SPECIALTY
RECORDS & SUPPLIES

OVER 10 YEARS EXPERIENCE
WITH PERRY BARNES

WRITE

RECORDS & SUPPLIES
P.O. BOX 335
LARGO, FL 33540

OR VISIT OUR SHOP

8340 ULMERTON ROAD
LARGO, FL 33541

WORLDWIDE CAMERA

(ONE PER CUSTOMER)
50% OFF ONE ROLL OF FILM PROCESSING!!

ORANGE PARK MALL (904) 264-7651
REGENCY PARK (904) 724-8878

ORANGE PARK • JACKSONVILLE, FLORIDA



(904) 733-3922

"Cuts -N- Things
Hair Designers

DATE_____TIME_____
OPEN EVENINGS

6110-8 POWERS AVE.
JACKSONVILLE, FLORIDA

Tina 's Furry Friends
Grooming Shop

10590 St. Augustine Road
Phone: 262-0528

Tuesday - Saturday,
or by Appointment



Tina Humphrey Owner

Peppermints
a gift shoppe

"QUALITY HANDMADE GIFTS"

OPEN MONDAY - SATURDAY 10 A.M. TO 5 P.M.
1722 ST. JOHNS BLUFF RD. • JACKSONVILLE, FL 32216
(NEXT TO SCOTTY'S)
641-1140

CERTIFIED LOCKSMITH

Keys Made Locks Repaired

Emergency Openings

ROBERT (WAYNE) HENRY
Rt.2, Box 109E Yulee Hills W.
Yulee, FL 32097
Phone 904-225-9050

PROFESSIONAL SECURITY CONSULTANT



MATT WIMPEE

Square Dance Caller & Instructor

Phone
904 / 725-4330

1725 East Road
Jacksonville, Florida 32216



Sales and Service
Fashion Square
Mandarin

BICYCLES ETC.

10053 San Jose Blvd.
Jax., Fla. 32217
262-3857

MITCH JONES JUDY MARDEN

PRESIDENT'S COMMITTEE
OVER THREE MILLION DOLLARS IN SALES
EXECUTIVE COMMITTEE

BUS: (904) 249-3804
EVE: (904) 249-3887



JOAN G. MORTON
REALTOR-ASSOCIATE®

WATSON REALTY CORP. REALTORS®

1117 Atlantic Blvd., Neptune Beach, Fl. 32233

GLASS WITH CLASS
Supplies • Instruction • Custom • Repairs
Bent Panels • Painting

The STAINED PANE
HOBBY GLASS
(904) 241-0303

Rosemary Sutliff
524 South 3rd. Street
Jacksonville Beach, Fla. 32250

Ann Sutliff
(904) 246-2814

CONCRETE CREATIONS
3916 Baymeadows Road 32217

Fountains Birdbaths
Picnic table sets Planters
Flower pots Urns
Ornamental Concrete Items
by
RANDY AND TERESA DAY

For Generations....

A Family Tradition

UNDERWOOD'S

...Florida's Finest Jeweler

Downtown • Regency • San Marco • Roosevelt Mall • Orange Park Mall

Quality Plus—



Green Acres Lord McBagen's, at 3 yrs.



904-768-4744

That Shows



"Baggies"

* Striving for adult wrinkles, huge heads, loving dispositions & type plus.
* **Walnut Lane breeding** from CH Walnut Lane China Foo a 5 pt. Red.
* Reasonably priced w/full satisfaction guaranteed.
* **Promising litters** from **McBagen's now available** w/deposit, pet & show prospects.
* Now accepting Visa/MasterCard/American Express
* Information always available, pictures & pedigrees on request.

P.O. BOX 26947, Jacksonville, FL 32218-0947

HOLLAND'S FINE MEATS

5 LB. GROUND BEEF $4.90

FAMILY SPECIAL

1 Large Chuck Roast
1 5lb. Box Beef Patties
1 2lb. Box Dixie Link Sausage
2 1lb. Packs Oak Creek Bacon
1 4lb. Box Pork Chops
1 Large Pack Flounder Fillets
1 1lb. Bag Shrimp (peeled & deveined)
1 5lb Bag Chicken Leg Quarters
2 1lb. Packs Luncheon Meats
8 8oz. Delmonico Steaks

Reg. Price $59.90
YOU SAVE $14.00
$45.90

STEAK LOVERS SPECIAL

8-16 oz. T-BONE
8-8 oz. SIRLOIN
20-4 oz. CHOPPED BEEF STEAK
8-8 oz. T-BONES
4-12 oz. N.Y. STRIP STKS.
8-4 oz. BACON WRAPPED FILETS

Reg. $61.95 $59.95

CONVENIENT SUPER SAVER

2-3 lb. Chuck Roasts
12-4 oz. Chopped Beef Steaks
2-3 lb. Chickens
5 lbs. Lean Ground Beef
2-1 lb. Pkgs. Mixed Luncheon Meats
2-1 lb. Pkgs. Homemade Sausage
1-3 lb. Country Style Pork Spare Ribs
8-8 oz. T-Bone Steaks OR
4-16 oz. T-Bone Steaks
1-6 lb. Lean Smoked Ham Portion
ONE LARGE ROUND STEAK
1-3 lb. Slab Beef Ribs
12-4 oz. Chopped Pork Steaks
3 lbs. Lean Pork Sirloin Chops

$64.95 ½ of above $34
REG. $75.95

$10.80 BOX
• 5-16 OZ. PORTERHOUSE
or
• 8-8 OZ. PORTERHOUSE

$9.80 BOX
• 8-8 OZ. T-BONES
• 8-8 OZ. DELMONICOS
• 8-8 OZ. TOP SIRLONS
• 8-8 OZ. RIB EYES

BEEF SALE

FRONTS $1.29
SIDES $1.39
HINDS $1.49
CUT and Wrapped FREE



For Those Who Prefer the Best

2 Locations

9831-1 BEACH BLVD.
Phone 641-3399
&
10244 ATLANTIC BLVD.

Phone 725-0265

Sculptural Innovations in Clay
by
Gina Martinelli

3923 Sierra Madre Dr. S.
Jacksonville, Florida 32217
(904) 737-9686

Capt. Bob Henry
246-6995



Jeep

Frank Griffin
AMC · Jeep · Renault
5415 Phillips Highway
(904) 737-3400

Linda Kelly Catering

11150-5 San Jose Boulevard
Jacksonville, Florida 32217

Wedding Cakes
Receptions & Dinners
Invitations & Wedding Accessories

Birthday & Specialty Cakes
Business Banquets
Private Parties

PAT TRAVERIA

268-6132
268-7386

Dr. Ferrell Pittman

CHIROPRACTIC OFFICES

2431 UNIVERSITY BLVD., W.
JACKSONVILLE, FL 32217
(904) 733-8833 / 737-8626
M-W-F 2-6 / T-TH 9-12

122 S. SIXTH ST.
MACCLENNY, FL 32063
(904) 259-3060
M-W-F 9-12 / T-TH 2-6

Soud's
IGA
SUPERMARKETS

DUANE PLACE Ph. 733-7577



Double D
Western Wear, Shoe & Boot Repair
5751 Beney Road • Jacksonville, FL
Specializing in Western Wear, Boots and Belts
Hrs:-Mon.-Fri. 8:00-600 Sat. 8:00- 3

Rax®
RESTAURANTS

Welcome to Rax Restaurants

Our most important objective is pleasing you, the customer. Our goal is to provide you with prompt service, quality food, and pleasant surroundings . . . all at a reasonable price.

We are constantly striving to improve our restaurants . . . may we have your comments?

Thank you for dining at Rax.

RAX RESTAURANTS LOCATIONS

University Boulevard West & Powers Avenue
Cassat at Normandy
Baymeadows at I-95
Beach near University Boulevard
FAST FOOD WITH STYLE!!
New Rax opening at Regency Square



A World of Travel, Inc.

JANE A. LAMMERDING

President

313 West Ashley Street
Jacksonville, Florida 32202

Phone: 904-355-7245
Telex: #056556

WATERBEDS and BEDS

GET INTO A WATERBED FOR JUST $125.00

A GREAT WATERBED ...PLUS YOU GET ALL THIS!

We Drain and Move Waterbeds

INCLUDES WATER MATTRESS! AND SAFETY LINER.	PLUS... WOOD FRAME AND PEDESTAL BASE	PLUS... HEATING UNIT AND SUPPORT DECKING	PLUS... FILL & DRAIN KIT AND CHEMICALS	COMFORT YOUR BODY IS EVENLY SUPPORTED IN A NATURAL POSITION WITH NO PRESSURE POINTS



Complete Single Tier Waterbed
Headboard, Frame Mattress, Liner Heater
$179

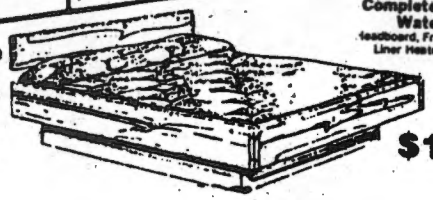

Financing and layaway available
Complete Finished Waterbed
Headboard, Frame Mattress, Liner Heater Any Size
$159

WATERBEDS & BEDS
Pickwick Plaza
9850-3 San Jose Blvd.
262-3535
Mon. - Sat. 10-6

WATERBEDS & BEDS
21-5 Arlington Rd.
(at corner of Atlantic Blvd.)
721-4891
Mon. - Sat. 10-6



Michael A. Krombach, D.D.S.
Family Dentistry
1774 University Blvd. South
Jacksonville, Florida 32216
(904) 725-7085

Louis J. Kennedy Trucking Company

9348 NEW BERLIN ROAD

JACKSONVILLE, FLORIDA 32226
TELEPHONE: 751-4080

THE EXPERIENCE AND INTEGRITY OF OUR DRIVERS AND TERMINAL EMPLOYEES MAKES US THE " #1 " FLATBED CARRIER IN THE SOUTHEAST





COASTAL CAR CARE

has a
new expanded location...

5151 Sunbeam Rd.
(1 block off Phillips Highway)

FREE AREA PICKUP & DELIVERY
with complete service

- Buff • Polish • Wax
- Interior Shampoo • Engine Cleaning • Scotchguard

737-5697
5151 Sunbeam Road



6135 POWERS AVE.

739-1110

SMALL WORLD

Travel Center

"YOUR MARKETPLACE OF TRAVEL"

"Jacksonville's Group Specialists"

cruises • airline tickets
tours • vacations
business or pleasure

• Join Our Tour Bus Club

Let the "people oriented" travel center make your trip easy! Our performance standards: quality, service, courtesy.

"Our Handshake Is Our Bond"

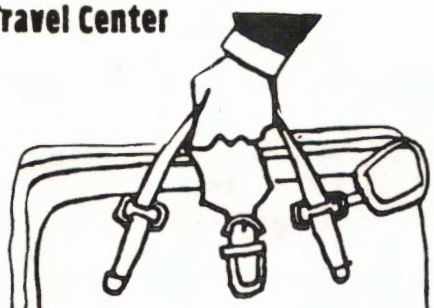

You Pack Your Bags... WE DO THE REST!

CHAMPION PRINTING



9831-7 Beach Blvd. • Jacksonville, Fl. 32216

Recently I became curious as to where clogging came from. In checking, I found very little background material. Here are a few facts that you might find interesting as I did.

Clogging is a heritage/true American Folk Dance originating in areas such as the Appalachian and Smokey Mountains. This form grew as groups gathered together for barn dances and other activities. This was a form of relaxation for the Irish, German and English immigrants settling in these mountains.

Of all folk arts, dance was the easiest to learn. More people can express themselves aesthetically through dancing than any other art, this being the reason for the fast growth of dance in America.

Originally clogging was toe/foot/heel tapping to bluegrass music which also came from the Appalachians. As this form moved to the flatlands away from the mountains, taps were added for a distinctive sound.

Early pioneers used the dance to tell stories. Originally folk dance was preserved by repetition but gradually it began to transform. The music and steps resembled the original style but clothing and dance surfaces changed. As the folk dance style began to change, the most popular form of American folk dance was starting to come out of the millwork and was developed from easy patterns once used in the folk dance.

Clogging, in the last 12 years, had become increasingly popular as far from the Mountains as California, Florida and even Alaska. Clogging continues to rise with popularity. It is a "toe-tappin', rhythm", requiring focus of foot movement, that is fun as a main source of recreation. Many people believe that clogging originated while females did the chores; however, some historians say that it originated with the women as they churned or milked cows.

Clogging has spread nationwide as the young and old desire to learn the heel-clicking dance. Precision clogging seems to be the most popular today, including line dance - mixers - with or without partners. Although many groups clog for the fun, fellowship and exercise, many have gone into the competitive clogging especially amoung traditional cloggers. As a result, clogging has become a popular form of entertainment performed by some of the most skillful dancers in America.

Traditional Clogging, the original form, is beautiful but difficult as the emphasis is placed on body movement from the waist down and the presentation of a variety of steps.

In the beginning, many musical instruments were used such as washboards, jugs, dulcimer, jews harp, zyther, mandalin and banjo. Today we have a wider range of music including bluegrass, country, pop and disco.

No matter what, clogging appeals to all ages, guys and gals and is a fun healthy activity the whole family can enjoy. The awakening of this favorite past time should be credited back to the folk dance of the Appalachian and Smokey Mountains.

Sandra Flynn
1986

NAMES in the NEWS



LARGEST GROUP
SUGARFOOT CLOGGERS
ST. AUGUSTINE, FL.



OLDEST CLOGGER
ELECTUS SLATER - CLOGGIN ROBBINS
JAX., FL.



FARTHEST GROUP
COASTAL CAROLINA CLOGGERS
ALICE PHETTEPLACE
CHARLESTON, S. C.



YOUNGEST CLOGGER
JEFF & BRAD - SUGARFOOT CLOGGERS
ST. AUGUSTINE, FL.

WE NEED YOUR HELP! ANYONE THAT CAN REMEMBER ANY OF THE WINNERS OF THESE CATEGORIES FOR THE PAST SIX YEARS, PLEASE LET US KNOW AS WE ARE TRYING TO UPDATE OUR RECORDS. THANK YOU.

FLORIDA CLOGGING COUNCIL AFFILIATE (DANCER) MEMBER APPLICATION

NAME_____

ADDRESS_____

CITY & STATE_____ZIP_____

PHONE (_____)_____

DATE OF APPLICATION_____

CONTRIBUTION OF $10.00 MUST ACCOMPANY THIS APPLICATION. MAKE CHECKS PAYABLE TO: THE FLORIDA CLOGGING COUNCIL.
MEMBERSHIP BAR AVAILABLE FOR $1.00_____(Hanging Bar).

CLUB AFFILIATIONS_____

INSTRUCTOR OR DIRECTOR_____

PLEASE RETURN THIS APPLICATION TO: CONNIE TALBERT
518 W. May Street
DeLand, Florida 32720

FLORIDA CLOGGING COUNCIL SPONSORED AND SANCTIONED EVENTS THAT YOU ARE ENCOURGED TO ATTEND.

FCC INSTRUCTORS CLINIC
(Instructors Only)
JANUARY 24, 1987
DEBARY, FLA. (FIRE HALL)
CONTACT-Terrie Mehlin
P.O. Box 337
Holly Hill, FL 32017
Phone-904-672-4449

SPRINGTIME TALLAHASSEE FESTIVAL
MARCH 27 & 28, 1987
TALLAHASSEE, FLA.
CONTACT-Rex or Dot Akridge
1417 Balboa
Tallahassee, FL 32304
Phone-904-877-6642

FLORIDA STATE CLOGGING CONVENTION
MAY 22 & 23, 1987
TAMPA, FLA.
CONTACT-Mary Jean Wright
430 S.E. 4th St.
Deerfield Beach, FL 33441
Phone-305-427-3517

CENTRAL FLA. CLOGGING CELEBRATION
AUGUST 8, 9 & 10, 1986
ORLANDO, FLA.
CONTACT-Jacky Egli
P.O. Box 1328
Longwood, FL 32750
Phone-305-677-0169

JACKSONVILLE CLOGGING JAMBOREE
October 2-3, '87
JACKSONVILLE, FLA.
CONTACT-Sally Thompson
1560 Grove Park Blvd.
Jacksonville, FL 32216
Phone-904-642-4222

FLORIDA CLOGGING COUNCIL ASSOCIATE MEMBER APPLICATION

NAME_____

ADDRESS_____

CITY & STATE_____ZIP_____

PHONE_____

DATE OF APPLICATION_____DATE RECEIVED BY F.C.C._____

CONTRIBUTION OF $13.00 MUST BE RECEIVED ON OR BEFORE DATE OF APPLICATION. MAKE CHECKS PAYABLE TO FLORIDA CLOGGING COUNCIL.

RECOMMENDED FOR ASSOCIATE MEMBERSHIP BY THE FOLLOWING ACTIVE MEMBERS WHO PERSONALLY KNOW THE APPLICANT AND KNOW THAT THE APPLICANT IS ACTIVELY AND CURRENTLY ENGAGED AS A CLOGGING INSTRUCTOR.

_____ _____
SPONSOR'S SIGNATURE SPONSOR'S SIGNATURE

CLOGGING ORGANIZATIONS OF WHICH YOU ARE PRESENTLY A MEMBER:

NAME_____ NAME_____
ADDRESS_____ ADDRESS_____
_____ _____
DIRECTOR_____ DIRECTOR_____

QUALIFICATIONS / REQUIREMENTS

1. MUST HAVE GRADUATED FROM A CLOGGING CLASS AND BEEN ACTIVELY ENGAGED IN CLOGGING AT LEAST ONE YEAR FROM DATE OF GRADUATION.
2. MUST FURNISH SIGNATURES FROM TWO ACTIVE F.C.C. MEMBERS AS SPONSORS.
3. MUST BE AN INSTRUCTOR OR AN ASSISTANT INSTRUCTOR.
4. OUT OF STATE CURRENT INSTRUCTORS REQUIREMENTS MAY BE REVIEWED.

ON A SEPARATE SHEET OF PAPER, PLEASE GIVE A BRIEF SUMMARY OF YOUR CLOGGING CKGROUND, INCLUDE: NUMBER OF YEARS CLOGGING, WHERE, CLUBS, WORKSHOPS, 'IBITIONS, ETC. INCLUDE ANY CONTRIBUTIONS YOU HAVE MADE IN TEACHING OR ANIZING GROUPS. DO YOU SQUARE OR ROUND DANCE? ARE YOU PRESENTLY EACHING? IF SO INCLUDE THE NAME OF GROUP AND AGES OF CLOGGERS. FEEL FREE TO ADD ANY OTHER INFORMATION YOU WOULD LIKE.

REQUIREMENTS FOR ASSOCIATE TO BECOME ACTIVE.

1. MUST SERVE AT LEAST ONE YEAR AS AN ASSOCIATE MEMBER.
2. MUST WRITE AND TEACH AN ORIGINAL ROUTINE AND BE CRITIQUED BY THREE ACTIVE F.C.C. MEMBERS (NOT SPONSORS).
3. MUST EXPLAIN THE BASICS OF CLOGGING AT TIME OF CRITIQUE.
4. MUST ATTEND AND PARTICIPATE IN THREE WORKSHOPS DURING THE YEAR AS FOLLOWS. (A) FLORIDA STATE CLOGGING CONVENTION, (B) TWO F.C.C. SANCTIONED WORKSHOPS.** AN OUT OF STATE WORKSHOP MAY BE SUBSTITUTED FOR ONE OF THE F.C.C. SANCTIONED WORKSHOPS. WORKSHOP FORM MUST BE SIGNED AN OFFICIAL OF EACH WORKSHOP ATTENDED.

1986-1987 F.C.C. BOARD MEMBERS

PRESIDENT:
Jane Grove
Star Rt. 3 Box 17 AB
DeLand, FL. 32720
Ph. #904-357-0796

VICE PRESIDENT
Diana Allen
Rt. 2 Box 146
Green Cove Springs, FL. 32043
Ph. #904-529-9592

SECRETARY:
Lynn Cleary
553 Roughbeard Rd.
Winter Park, FL. 32792
Ph. #305-671-2578

TREASURER:
Mike Thompson
P.O. Box 3523
Ft. Pierce, FL. 33448
Ph. #305-466-4618

PLEASE NOTE!!! The new membership chairman is:
Connie Talbert
518 W. May Street
DeLand, FL. 32720
Ph. #904-736-1279


HI
Y'ALL


You think this year was great! Well, wait 'til next year!

Greetings from J'Ville Cloggers

Jan Walden
Jean Coker
Brenda Addison
Jennifer Bottit
Brent addison
Lora Brown
Dottie Reeves
Day Sutton
Hazel Sturdivant
Debbie Cooper
Elizabeth Coker
Maggie Damato
Louise L. Rapp
Jane Walden
Linda Wimpee
Laurie L. Bell
Ann Tubbs
Marlene Miller
Renee King
Kenneth Cyphers
Joe Damato
Debbie Lou Kaber
Lynn C Hunt
Maureen McShane
Maurice Roos
Kelley Lamb
Wayne Henry
Christina Bethel
Robert Keefe
Dawn McShane
Christine McShane
Bessie Stovall
Christine Viets
Jean Sand
Pat Redmond
Shannon Reeves
Michelle Roos
Lynn Skelton
Karin Lauton
"Mother Hubbard"
Susan Hall
Troy Tubbs
Sally Thompson
Fred and Sandra Flynn
Gail Baker
Anita Littlewood
David Amler
Danny Dillon
Delia Long
Lisa Danny
Anita Coots
Theresa Murray



Your friend to the end!

SEVENTH ANNUAL



**ALL LEVELS
Beginner
Intermediate
Advance

**Buck Dance

**Line Dance

**Mixers

**Door Prizes

**Concession

**Syllabus

New Date:
Oct. 2-3, 1987

TIME:

Friday

1:00 p.m. - 4:45 p.m.
7:00 p.m. - 11:00 p.m.

Saturday

9:00 a.m. - 12:00 noon
1:00 p.m. - 4:15 p.m.
7:00 p.m. - 11:00 p.m.

OUR THEME WILL BE "BACK TO COUNTRY"

NEW BIGGER LOCATION:
JACKSONVILLE COLISEUM
1145 East Adams Street
Jacksonville, Florida

SPONSORED BY:
J'VILLE CLOGGERS

NEW HEADQUARTERS HOTEL:
JACKSONVILLE MARRIOTT HOTEL
4670 Salisbury Road
(I95 and J.Turner Butler Blvd.)
Jacksonville, Florida 32216
904-739-5800
Flat Rate: $42.00

Plaques will be presented to: (Excluding J'Ville Cloggers)

1. Group traveling the longest distance to Exhibition.
2. Group with the most members participating in Exhibition.
3. Youngest participating clogger.
4. Oldest participating clogger.

EARLY REGISTRATION PRIOR TO SEPTEMBER 12, 1987		AT THE DOOR
Adult Dancer	$15.00	$20.00
12 yrs. and under	$ 8.00	$13.00
Spectator	$ 5.00 one-day	$ 8.00 two-days

EARLY REGISTRATION FORM:

NAME_____

ADDRESS_____

_____

AMOUNT ENCLOSED:_____

FILL IN THE FOLLOWING:

_____# Adult Dancers ($15.00)
_____# Child Dancers ($ 8.00)
_____# Spectators ($ 5.00 or 8.00)

Please make checks payable to J'Ville Cloggers and mail with this form to 1560 Grove Park Blvd., Jacksonville, Florida 32216.

ANY QUESTIONS CALL 904-642-4222. ALL TICKETS WILL BE HELD FOR PICK-UP AT THE DOOR. ALL INSTRUCTORS/CLOGGING LEADERS WISHING TO EXHIBITION MUST SEND IN ADVANCE THEIR WRITTEN REQUEST TO SALLY THOMPSON, 1560 Grove Park Blvd., Jacksonville, Florida 32216.

REMINDER

WE HOPE YA'LL HAD A GOOD TIME AND WE ARE LOOKING FORWARD TO SEEING YOU AGAIN IN 1987!

J.'VILLE CLOGGERS





JACKSONVILLE

CLOGGING JAMBOREE

from

JAX BARGAIN CARPETS

SOUTHSIDE
7600 Atlantic Blvd.
at Arlington Rd.
721-2000

NORTHSIDE
6303 N. Main St.
at 54th St.
768-8200

WESTSIDE
455 Cassat Ave.
at Highway
387-0099



Pelican



IMPRESSIONS INC.

Embroidery & Screen Printing
All Under One Roof!

Pelican services many companies and organizations, as yours, with their tee shirts, golf shirts, caps, cups, and many other screen printing and embroidery needs.

Let us show you how we can provide you with QUALITY service- at AFFORDABLE prices.

Suppliers of the 1986
Jacksonville Clogging Jamboreeee
T-Shirts

(904) 642-1730

3166-A DESALVO ROAD • JACKSONVILLE, FLORIDA

32216